


JEREZ
RENAULT SPORT TROPHY Endurance
RACE



Analysis

■ Personal Best ■ Session Best B Crossing the finish line in pit lane

Lap	D	Time	S1	S2	S3	Lap	Time	S1	S2	S3	
1 EQUIPE VERSCHUUR 1. Miguel RAMOS 2. Antonio COIMBRA						18	2	1:55.315	44.541	29.767	41.007
1	1	2:11.797	53.295	34.464	44.038	19	2	2:15.076	42.848	37.101	55.127
2	1	2:04.311	46.962	33.779	43.570	20	2	3:26.939	1:21.118	1:11.825	53.996
3	1	2:04.313	46.947	33.542	43.824	21	2	2:25.336	56.912	39.152	49.272
4	1	2:04.011	46.640	33.396	43.975	22	2	1:50.462	41.687	28.972	39.803
5	1	2:05.163	47.240	33.640	44.283	23	2	1:49.710	40.773	29.152	39.785
6	1	2:05.867	47.190	33.911	44.766	24	2	1:48.851	40.696	28.533	39.622
7	1	2:05.971	47.127	34.292	44.552	25	2	1:49.198	40.599	28.821	39.778
8	1	2:06.659	47.881	34.549	44.229	26	2	1:49.354	40.280	29.346	39.728
9	1	2:05.106	47.055	33.944	44.107	27	2	1:48.311	40.242	28.365	39.704
10	1	2:05.529	46.859	33.826	44.844	28	2	1:49.568	40.292	29.004	40.272
11	1	2:04.950	47.101	33.699	44.150	29	2	1:57.953	42.941	32.303	42.709
12	1	2:05.111	46.733	33.812	44.566	30	2	2:06.284	46.489	34.649	45.146
13	1	2:07.071	47.857	33.943	45.271	31	2	2:13.525	49.897	36.240	47.388
14	1	2:07.805	47.830	35.158	44.817	3 ART JUNIOR TEAM 1. Indy DONTJE 2. Toni FORNE					
15	1	4:18.315 B	47.514	34.472	2:56.329	1	1	2:06.744	51.707	32.708	42.329
16	2	2:13.228	53.297	33.650	46.281	2	1	2:01.294	45.825	33.173	42.296
17	2	2:05.340	46.875	33.668	44.797	3	1	2:02.492	46.091	33.319	43.082
18	2	2:20.492	58.100	37.396	44.996	4	1	2:01.865	45.964	33.016	42.885
19	2	2:14.845	51.691	35.680	47.474	5	1	2:03.790	46.197	33.533	44.060
20	2	2:07.512	49.310	33.950	44.252	6	1	2:04.629	46.716	34.132	43.781
21	2	2:18.854	54.044	36.292	48.518	7	1	2:01.924	45.871	33.050	43.003
22	2	2:01.938	46.646	31.786	43.506	8	1	2:02.631	46.353	33.455	42.823
23	2	2:00.602	45.572	31.964	43.066	9	1	2:02.038	45.757	33.093	43.188
24	2	1:58.734	45.024	31.665	42.045	10	1	2:02.683	45.884	33.300	43.499
25	2	1:56.790	44.306	30.999	41.485	11	1	2:02.417	46.128	33.134	43.155
26	2	1:57.663	44.246	30.604	42.813	12	1	2:02.378	46.223	33.187	42.968
27	2	1:56.178	44.161	30.552	41.465	13	1	2:02.681	46.006	33.099	43.576
28	2	2:01.539	45.113	33.100	43.326	14	1	2:02.977	46.146	33.421	43.410
29	2	2:14.392	49.065	37.581	47.746	15	1	4:11.819 B	46.070	33.506	2:52.243
30	2	2:24.783	52.647	39.215	52.921	4 V8 RACING 1. Meindert VAN BUUREN 2. Max BRAAMS					
31	2	2:30.808	56.047	41.341	53.420	1	1	2:12.615	52.784	34.586	45.245
2 ART JUNIOR TEAM 1. Andrea PIZZITOLA 2. Richard GONDA						2	1	2:06.739	48.807	33.754	44.178
1	1	2:02.978	48.987	32.463	41.528	3	1	2:05.937	48.097	33.485	44.355
2	1	1:59.761	45.382	32.587	41.792	4	1	2:05.970	47.354	34.234	44.382
3	1	2:00.150	45.434	32.646	42.070	5	1	2:05.560	47.257	33.742	44.561
4	1	2:00.478	45.348	32.878	42.252	6	1	2:07.534	48.089	34.328	45.117
5	1	2:01.260	45.822	33.091	42.347	7	1	2:06.991	48.614	33.858	44.519
6	1	2:01.949	46.124	32.922	42.903	8	1	2:06.475	47.660	34.304	44.511
7	1	2:02.447	46.079	33.293	43.075	9	1	2:06.587	47.621	33.973	44.993
8	1	2:01.702	45.781	33.021	42.900	10	1	4:04.815 B	47.338	34.031	2:43.446
9	1	2:02.370	46.251	33.204	42.915	11	1	2:05.291	50.473	31.554	43.264
10	1	2:03.230	46.461	33.300	43.469	12	1	1:59.206	45.053	31.385	42.768
11	1	2:03.852	46.520	33.630	43.702	13	1	1:57.331	44.406	30.514	42.411
12	1	2:03.772	46.720	33.606	43.446	14	1	1:55.669	43.824	30.497	41.348
13	1	2:02.677	46.702	33.079	42.896	15	1	1:54.309	42.822	30.116	41.371
14	1	2:02.448	46.080	33.092	43.276	16	1	1:56.457	42.976	31.563	41.918
15	1	4:23.995 B	46.655	33.068	3:04.272	17	1	1:53.027	42.783	29.722	40.522
16	2	2:06.021	50.177	31.866	43.978	18	1	3:08.689 B	42.884	30.151	1:55.654
17	2	1:55.212	43.846	30.120	41.246	19	2	2:02.819	49.233	31.395	42.191



JEREZ
RENAULT SPORT TROPHY Endurance
RACE



Analysis

Personal Best Session Best B Crossing the finish line in pit lane

Lap	D	Time	S1	S2	S3	Lap	Time	S1	S2	S3	
20	2	2:35.953	43.722	57.683	54.548	6	1	2:05.433	47.080	33.607	44.746
21	2	2:22.174	54.995	38.701	48.478	7	1	2:04.950	46.975	33.823	44.152
22	2	1:58.838	44.701	30.607	43.530	8	1	2:05.496	47.131	33.700	44.665
23	2	1:54.389	43.034	30.097	41.258	9	1	2:05.369	46.950	33.582	44.837
24	2	1:53.739	42.831	29.944	40.964	10	1	2:05.558	46.943	34.074	44.541
25	2	1:53.833	42.397	29.710	41.726	11	1	2:05.844	47.642	33.736	44.466
26	2	1:52.927	42.130	29.567	41.230	12	1	2:05.313	46.954	33.566	44.793
27	2	1:53.286	42.067	29.172	42.047	13	1	2:05.750	47.026	33.690	45.034
28	2	1:56.695	42.668	30.402	43.625	14	1	2:05.149	46.828	33.695	44.626
29	2	2:05.837	46.710	34.405	44.722	15	1	4:25.505 B	47.183	33.767	3:04.555
30	2	2:11.546	48.331	36.229	46.986	16	2	2:21.922 B	51.916	32.834	57.172
31	2	2:41.201	51.418			17	2	2:02.945	47.678	32.131	43.136

5 V8 RACING
1. Nicky PASTORELLI
2. Diederik SUTHOFF

1	1	2:05.092	49.865	32.854	42.373
2	1	2:02.190	46.127	33.094	42.969
3	1	2:04.034	46.644	33.060	44.330
4	1	2:03.837	46.953	33.278	43.606
5	1	2:03.801	46.667	33.161	43.973
6	1	2:04.382	46.966	33.233	44.183
7	1	2:04.540	46.998	33.436	44.106
8	1	2:05.329	47.431	33.801	44.097
9	1	2:05.804	47.379	33.620	44.805
10	1	2:05.487	47.319	33.892	44.276
11	1	2:04.836	47.156	33.363	44.317
12	1	2:04.262	46.813	33.462	43.987
13	1	2:05.890	47.023	34.129	44.738
14	1	2:06.444	48.125	33.854	44.465
15	1	4:25.217 B	47.120	34.142	3:03.955
16	2	2:10.743	53.209	33.035	44.499
17	2	2:04.335	46.516	32.803	45.016
18	2	2:08.950	51.728	33.538	43.684
19	2	2:02.150	46.610	32.237	43.303
20	2	2:36.984	45.894	57.827	53.263
21	2	2:25.106	56.721	39.115	49.270
22	2	1:56.777	44.103	30.211	42.463
23	2	1:55.159	43.536	30.374	41.249
24	2	1:54.536	42.973	30.331	41.232
25	2	1:52.937	42.656	29.601	40.680
26	2	1:52.220	42.229	29.442	40.549
27	2	1:52.111	42.191	29.213	40.707
28	2	1:55.109	42.873	30.079	42.157
29	2	2:14.190	46.055	43.364	44.771
30	2	2:10.751	47.919	35.639	47.193
31	2	2:15.025	50.498	37.092	47.435


6 OREGON TEAM
1. Luciano BACHETA
2. Niccolò NALIO

1	1	2:06.505	50.639	33.129	42.737
2	1	2:03.390	46.865	33.403	43.122
3	1	2:03.659	46.612	33.519	43.528
4	1	2:04.415	46.958	33.459	43.998
5	1	2:04.877	47.145	33.544	44.188

18	2	2:19.651	56.970	37.410	45.271
19	2	2:14.464	51.515	35.659	47.290
20	2	2:02.492	47.903	30.979	43.610
21	2	2:23.807	59.100	36.349	48.358
22	2	1:55.896	43.145	30.882	41.869
23	2	1:54.164	42.668	30.646	40.850
24	2	1:51.787	42.009	29.334	40.444
25	2	1:50.852	41.287	29.384	40.181
26	2	1:50.604	41.162	28.843	40.599
27	2	1:50.807	41.118	28.770	40.919
28	2	1:54.176	41.451	30.118	42.607
29	2	2:02.318	44.732	33.521	44.065
30	2	2:06.691	46.045	34.691	45.955
31	2	2:11.647	49.531	35.613	46.503

7 OREGON TEAM
1. Alan HELLMEISTER
2. Adalberto BAPTISTA

1	1	2:12.601	53.055	35.028	44.518
2	1	2:05.673	47.640	33.823	44.210
3	1	2:05.471	47.093	34.010	44.368
4	1	2:05.862	47.460	33.552	44.850
5	1	2:06.379	47.767	33.490	45.122
6	1	2:08.212	48.521	34.263	45.428
7	1	2:08.810	48.413	34.967	45.430
8	1	2:06.648	47.922	33.888	44.838
9	1	2:06.837	47.715	33.772	45.350
10	1	4:04.444 B	47.365	33.975	2:43.104
11	1	2:07.864	51.190	32.490	44.184
12	1	1:59.770	45.410	31.567	42.793
13	1	1:59.147	45.147	31.572	42.428
14	1	1:58.011	44.133	31.054	42.824
15	1	1:53.943	42.960	30.373	40.610
16	1	1:53.456	42.771	29.829	40.856
17	1	1:53.635	42.597	30.259	40.779
18	1	1:53.650	42.534	30.301	40.815
19	1	2:22.590 B	42.904	37.230	1:02.456
20	1	3:19.721	1:13.761	1:12.287	53.673
21	1	2:24.934	57.024	38.911	48.999
22	1	3:08.223 B	41.813	29.482	1:56.928
23	2	2:02.750	48.069	31.654	43.027
24	2	1:58.222	44.194	31.699	42.329
25	2	2:02.007	46.053	32.791	43.163



JEREZ
RENAULT SPORT TROPHY Endurance
RACE

Analysis



■ Personal Best ■ Session Best B Crossing the finish line in pit lane

Lap	D	Time	S1	S2	S3	Lap	Time	S1	S2	S3	
26	2	2:00.153	46.014	31.676	42.463	15	1	2:04.759	47.223	33.462	44.074
27	2	2:04.230	45.386	32.762	46.082	16	1	2:03.688	46.347	33.417	43.924
28	2	2:08.035	47.002	35.391	45.642	17	1	4:21.841 B	47.997	33.382	3:00.462


8 OREGON TEAM					
1. David FUMANELLI					
2. Dario CAPITANIO					
Lap	D	Time	S1	S2	S3
1	1	2:02.510	47.791	32.022	42.697
2	1	2:03.642	47.749	33.103	42.790
3	1	2:02.581	46.182	33.045	43.354
4	1	2:02.695	46.046	33.049	43.600
5	1	2:04.198	46.712	33.457	44.029
6	1	2:14.695	47.139	33.979	53.577
7	1	2:05.233	47.008	34.022	44.203
8	1	2:06.901	47.237	33.848	45.816
9	1	2:06.097	47.583	33.883	44.631
10	1	2:05.312	47.016	33.795	44.501
11	1	2:04.281	46.824	33.498	43.959
12	1	2:04.665	46.798	33.595	44.272
13	1	2:04.696	46.808	33.628	44.260
14	1	2:05.426	46.815	33.810	44.801
15	1	4:21.721 B	46.996	33.899	3:00.826
16	2	2:07.812	51.115	32.701	43.996
17	2	2:04.207	46.111	33.165	44.931
18	2	2:09.204	52.424	33.355	43.425
19	2	2:02.068	46.655	32.280	43.133
20	2	2:38.106	45.817	58.181	54.108
21	2	2:23.382	55.888	38.766	48.728
22	2	1:56.093	44.668	30.063	41.362
23	2	1:52.904	42.042	30.713	40.149
24	2	1:51.102	41.576	29.198	40.328
25	2	1:50.659	41.528	29.409	39.722
26	2	1:51.259	41.782	29.663	39.814
27	2	1:50.646	41.205	29.290	40.151
28	2	1:54.067	42.790	30.194	41.083
29	2	1:58.810	43.506	32.693	42.611
30	2	2:05.598	46.017	33.886	45.695
31	2	2:12.591	49.649	35.628	47.314

9 ZELE RACING					
1. Christian KLIEN					
2. Christof VON GRÜNIGEN					
Lap	D	Time	S1	S2	S3
1	1	2:13.056	54.323	34.232	44.501
2	1	2:06.106	47.828	33.658	44.620
3	1	2:05.155	47.333	33.644	44.178
4	1	2:05.607	47.146	33.887	44.574
5	1	2:06.346	47.714	33.769	44.863
6	1	2:04.583	47.162	33.320	44.101
7	1	2:03.816	46.372	33.567	43.877
8	1	2:04.874	46.758	33.974	44.142
9	1	2:04.666	47.082	33.442	44.142
10	1	2:04.580	46.783	33.554	44.243
11	1	2:05.195	47.681	33.580	43.934
12	1	2:05.097	46.695	33.957	44.445
13	1	2:03.493	46.557	33.198	43.738
14	1	2:04.365	46.499	33.536	44.330

Lap	D	Time	S1	S2	S3
18	2	2:09.952	53.729	32.759	43.464
19	2	2:01.429	45.964	32.258	43.207
20	2	2:38.082	45.466	58.493	54.123
21	2	2:23.322	55.730	38.749	48.843
22	2	2:28.463	45.051	30.981	1:12.431
23	2	1:52.515	41.940	29.028	41.547
24	2	1:51.764	41.308	29.451	41.005
25	2	1:50.735	40.982	29.095	40.658
26	2	1:52.497	41.146	30.803	40.548
27	2	1:49.951	40.719	29.235	39.997
28	2	1:55.496	42.280	30.512	42.704
29	2	2:03.074	45.191	33.110	44.773
30	2	2:08.540	48.050	34.638	45.852
31	2	2:12.362	49.773	35.307	47.282

10 EQUIPE VERSCHUUR					
1. Steijn SCHOTHORST					
2. Jeroen SCHOTHORST					
Lap	D	Time	S1	S2	S3
1	1	2:02.979	48.226	32.324	42.429
2	1	2:01.426	46.626	32.405	42.395
3	1	2:00.802	45.533	32.645	42.624
4	1	2:01.598	45.464	32.717	43.417
5	1	2:02.195	45.856	32.705	43.634
6	1	2:02.273	45.693	32.718	43.862
7	1	2:02.079	45.746	32.753	43.580
8	1	2:02.709	46.196	32.925	43.588
9	1	2:02.809	45.944	33.200	43.665
10	1	2:02.927	45.995	33.134	43.798
11	1	2:02.759	45.962	33.131	43.666
12	1	2:02.421	45.889	32.899	43.633
13	1	2:02.639	46.016	32.914	43.709
14	1	2:03.372	46.178	33.314	43.880
15	1	2:03.738	46.480	33.461	43.797
16	1	2:04.082	45.862	32.962	45.258

11 ZELE RACING					
1. Bas SCHOTHORST					
2. Andres MENDEZ					
Lap	D	Time	S1	S2	S3
1	1	2:10.869	52.292	34.586	43.991
2	1	2:04.747	47.079	33.770	43.898
3	1	2:03.867	46.938	33.289	43.640
4	1	2:04.465	46.933	33.416	44.116
5	1	2:04.233	46.706	33.480	44.047
6	1	2:03.938	46.938	33.146	43.854
7	1	2:04.100	46.625	33.573	43.902
8	1	2:04.721	46.717	34.099	43.905
9	1	2:03.778	46.144	33.276	44.358
10	1	2:05.226	46.562	34.199	44.465
11	1	2:03.057	46.221	33.063	43.773
12	1	2:02.956	46.062	32.951	43.943
13	1	2:03.706	46.105	33.248	44.353
14	1	2:03.253	46.332	33.014	43.907
15	1	4:18.016 B	45.898	32.982	2:59.136



JEREZ
RENAULT SPORT TROPHY Endurance
RACE



Analysis

Personal Best Session Best B Crossing the finish line in pit lane

Lap	D	Time	S1	S2	S3	Lap	Time	S1	S2	S3
16	2	2:12.597	52.687	34.912	44.998	3	2:04.583	46.812	33.307	44.464
17	2	2:06.471	48.618	33.815	44.038	4	2:05.628	47.306	33.757	44.565
18	2	2:12.517	55.755	33.686	43.076	5	2:06.266	47.575	33.813	44.878
19	2	1:59.482	44.833	32.363	42.286	6	2:07.040	48.101	34.179	44.760
20	2	2:41.436	44.788	1:03.289	53.359	7	2:06.194	47.168	34.199	44.827
21	2	2:25.777	56.812	39.206	49.759	8	2:08.530	47.968	34.449	46.113
22	2	1:58.073	45.406	30.807	41.860	9	5:01.517 B	47.851	34.176	3:39.490
23	2	1:55.767	43.355	30.397	42.015	10	2:05.112	48.193	32.952	43.967
24	2	1:53.423	42.797	29.610	41.016	11	2:06.524	47.159	34.327	45.038
25	2	1:52.700	42.639	29.453	40.608	12	2:05.256	47.373	33.385	44.498
26	2	1:52.845	42.657	29.781	40.407	13	2:05.433	47.045	33.363	45.025
27	2	1:52.074	42.242	29.429	40.403					
28	2	1:54.805	42.293	30.309	42.203					
29	2	2:06.429	46.436	34.509	45.484					
30	2	2:12.447	48.936	36.318	47.193					
31	2	2:29.097	51.699	37.122	1:00.276					

14 MONLAU COMPETICION
1. Nelson PANCIATICI
2. Jean RAGNOTTI

1	1	2:05.694	50.095	32.979	42.620
2	1	2:03.090	46.141	33.620	43.329
3	1	2:03.699	46.443	33.460	43.796
4	1	2:04.380	46.976	33.496	43.908
5	1	2:04.898	47.317	33.285	44.296
6	1	2:05.093	46.741	33.634	44.718
7	1	2:05.103	47.028	33.701	44.374
8	1	2:05.344	46.967	33.717	44.660
9	1	2:05.711	47.323	33.518	44.870
10	1	2:04.780	47.145	33.426	44.209
11	1	2:04.994	47.168	33.401	44.425
12	1	2:06.098	47.406	34.032	44.660
13	1	2:05.687	47.170	33.459	45.058
14	1	2:05.565	47.351	33.562	44.652
15	1	4:20.552 B	47.737	34.052	2:58.763
16	2	2:14.145	53.329	33.791	47.025
17	2	2:12.989	49.704	35.954	47.331
18	2	2:22.316	1:00.275	37.118	44.923
19	2	2:15.305	52.279	34.992	48.034
20	2	2:07.077	48.603	33.633	44.841
21	2	2:19.213	54.230	36.035	48.948
22	2	2:07.207	49.180	33.038	44.989
23	2	2:03.591	46.819	33.325	43.447
24	2	2:00.685	45.022	32.578	43.085
25	2	2:00.764	45.146	32.227	43.391
26	2	1:59.833	45.296	32.190	42.347
27	2	2:00.873	44.458	32.149	44.266
28	2	2:06.316	46.813	34.647	44.856
29	2	2:15.290	49.262	37.886	48.142
30	2	2:28.042	54.989	39.748	53.305

15 MONLAU COMPETICION
1. Jose Manuel PEREZ AICART
2. Jurgen SMET

1	1	2:07.597	52.204	32.832	42.561
2	1	2:03.709	46.717	33.305	43.687