


JEREZ
RENAULT SPORT TROPHY Endurance
COLLECTIVE TEST 2



Analysis

Personal Best Session Best B Crossing the finish line in pit lane

Lap	D	Time	S1	S2	S3	Lap	Time	S1	S2	S3	
1 EQUIPE VERSCHUUR 1.Miguel RAMOS 2.Antonio COIMBRA						18	2	1:49.749	44.789	28.221	36.739
1	2	5:57.424	4:40.547	35.810	41.067	19	2	1:43.946	39.624	27.704	36.618
2	2	5:48.271 B	44.265	31.760	4:32.246	20	2	1:43.777	39.505	27.771	36.501
3	2	1:54.339	46.319	29.709	38.311	21	2	1:43.309	39.147	27.928	36.234
4	2	1:49.036	41.903	29.486	37.647	22	2	1:44.822	40.607	27.887	36.328
5	2	1:47.820	41.400	29.024	37.396	23	2	1:45.831	39.152	29.067	37.612
6	2	1:47.659	41.211	29.141	37.307	24	2	1:47.668	39.658	28.392	39.618
7	2	1:47.350	40.961	28.576	37.813	25	2	8:10.596 B	39.813	27.969	7:02.814
8	2	1:47.117	40.449	28.885	37.783	26	2	1:48.350	43.176	28.401	36.773
9	2	1:45.801	40.326	28.517	36.958	27	2	1:43.512	39.301	27.809	36.402
10	2	9:54.033 B	40.836	28.981	8:44.216	28	2	1:43.715	39.240	28.216	36.259
11	2	1:52.365	45.620	29.270	37.475	29	2	1:43.312	39.205	27.742	36.365
12	2	1:46.356	40.681	28.663	37.012	3 ART JUNIOR TEAM 1.Indy DONTJE 2.Toni FORNE					
13	2	1:46.102	40.442	28.652	37.008	1	2	3:34.550	2:25.857	31.005	37.688
14	2	1:46.162	40.155	28.762	37.245	2	2	1:45.260	40.293	28.394	36.573
15	2	1:45.853	40.239	28.649	36.965	3	2	1:44.175	39.598	28.200	36.377
16	2	1:46.600	40.686	28.862	37.052	4	2	1:44.078	39.584	28.111	36.383
17	2	1:45.977	40.094	28.583	37.300	5	2	1:43.495	39.336	27.980	36.179
18	2	1:45.324	40.206	28.244	36.874	6	2	1:43.844	39.292	27.928	36.624
19	2	1:45.233	39.981	28.321	36.931	7	2	1:43.499	39.256	27.876	36.367
20	2	7:08.453 B	40.609	28.679	5:59.165	8	2	1:43.411	39.176	27.909	36.326
21	2	1:53.811	46.351	30.187	37.273	9	2	12:04.862 B	39.411	28.002	...
22	2	1:46.563	40.199	28.316	38.048	10	1	1:52.117	45.733	29.547	36.837
23	2	1:45.479	39.919	28.577	36.983	11	1	1:42.476	39.048	27.587	35.841
24	2	1:44.607	39.841	28.182	36.584	12	1	1:41.905	38.839	27.276	35.790
25	2	1:45.252	39.923	28.361	36.968	13	1	1:50.663	38.943	31.002	40.718
26	2	7:20.204 B	40.047	28.443	6:11.714	14	1	1:42.491	38.952	27.823	35.716
27	1	1:52.385	46.357	29.028	37.000	15	1	1:44.369	38.891	28.839	36.639
28	1	1:44.850	39.993	28.142	36.715	16	1	2:42.782 B	38.791	27.729	1:36.262
29	1	1:45.586	40.438	28.370	36.778	17	2	6:59.613 B	43.358	28.314	5:47.941
30	1	1:44.384	39.558	28.188	36.638	18	2	1:52.918	47.473	28.792	36.653
31	1	1:44.513	39.688	28.361	36.464	19	2	1:44.247	39.433	27.943	36.871
2 ART JUNIOR TEAM 1.Andrea PIZZITOLA 2.Richard GONDA						20	2	1:43.942	39.527	27.817	36.598
1	1	2:38.225	1:29.826	30.783	37.616	21	2	1:43.764	39.304	27.791	36.669
2	1	1:44.198	39.865	28.035	36.298	22	2	1:43.868	39.335	27.890	36.643
3	1	1:43.139	39.244	27.862	36.033	23	2	1:44.047	39.307	27.788	36.952
4	1	1:42.961	39.234	27.873	35.854	24	2	1:50.741	43.699	29.556	37.486
5	1	1:55.486	42.976	35.317	37.193	25	2	1:44.495	39.367	28.269	36.859
6	1	1:42.607	39.218	27.564	35.825	26	2	1:44.145	39.365	27.781	36.999
7	1	1:42.310	38.858	27.643	35.809	27	2	9:02.209 B	39.537	30.112	7:52.560
8	1	1:42.339	38.791	27.732	35.816	28	2	1:49.535	44.435	28.188	36.912
9	1	15:02.017 B	39.070	27.838	...	29	2	1:44.146	39.476	28.167	36.503
10	1	1:53.318	47.714	28.924	36.680	30	2	1:44.845	39.809	28.091	36.945
11	1	1:42.107	38.964	27.553	35.590	31	2	1:44.471	39.459	28.079	36.933
12	1	1:42.237	39.078	27.437	35.722	32	2	1:50.799	42.748	30.312	37.739
13	1	2:12.051	46.679	36.723	48.649	4 V8 RACING 1.Meindert VAN BUUREN 2.Max BRAAMS					
14	1	1:42.645	39.237	27.538	35.870	1	2	2:53.404	1:41.278	31.723	40.403
15	1	1:42.115	38.929	27.483	35.703	2	2	1:49.130	41.235	30.030	37.865
16	1	2:55.213 B	39.067	28.204	1:47.942	3	2	1:46.965	40.565	29.032	37.368
17	2	11:02.306 B	42.998	28.274	9:51.034	4	2	1:46.209	40.318	28.844	37.047



JEREZ
RENAULT SPORT TROPHY Endurance
COLLECTIVE TEST 2



Analysis

Personal Best Session Best B Crossing the finish line in pit lane

Lap	D	Time	S1	S2	S3	Lap	Time	S1	S2	S3
5	2	1:45.901	40.297	28.476	37.128	20	1:50.097	44.696	28.873	36.528
6	2	1:46.396	40.498	28.776	37.122	21	1:43.002	39.304	27.715	35.983
7	2	1:46.277	40.205	28.657	37.415	22	1:42.878	39.182	27.764	35.932
8	2	1:46.880	40.430	28.616	37.834	23	4:39.959 B	39.432	27.906	3:32.621
9	2	6:44.143 B	40.422	28.808	5:34.913	24	1:52.147	44.838	29.431	37.878
10	2	1:52.581	45.219	29.284	38.078	25	1:47.389	40.684	29.245	37.460
11	2	1:47.420	40.648	29.014	37.758	26	1:46.639	40.139	28.817	37.683
12	2	1:46.369	40.345	28.725	37.299	27	1:45.871	39.994	28.770	37.107
13	2	1:46.391	40.441	28.798	37.152	28	1:45.395	39.945	28.620	36.830
14	2	6:07.749 B	40.759	29.423	4:57.567					
15	1	2:02.069	46.425	29.713	45.931					
16	1	1:46.976	41.093	28.413	37.470					
17	1	1:46.572	40.779	28.335	37.458					
18	1	1:46.656	40.091	28.840	37.725					
19	1	4:21.054 B	40.360	28.513	3:12.181					
20	1	1:55.448	43.782	30.164	41.502					
21	1	1:43.226	39.239	27.588	36.399					
22	1	1:54.047	46.404	30.960	36.683					
23	1	1:42.664	39.214	27.408	36.042					
24	1	1:45.111	40.776	27.912	36.423					
25	1	1:42.521	38.598	27.461	36.462					
26	1	1:55.772	44.432	32.868	38.472					
27	1	1:49.731	41.327	29.646	38.758					
28	1	1:44.306	38.901	27.644	37.761					
29	1	1:42.955	39.067	27.732	36.156					
30	1	1:42.419	38.821	27.528	36.070					
31	1	5:19.251 B	41.615	30.368	4:07.268					
32	2	1:50.667	44.180	29.015	37.472					
33	2	1:44.904	39.817	28.424	36.663					
34	2	1:44.548	39.713	28.435	36.400					
35	2	1:44.797	39.690	28.469	36.638					
36	2	2:04.824	39.754	42.216	42.854					

5 V8 RACING
1. Nicky PASTORELLI
2. Diederik SIJTHOFF


1	2	12:30.579	...	31.525	37.879
2	2	1:47.619	41.242	29.155	37.222
3	2	1:46.249	39.994	28.810	37.445
4	2	1:46.628	40.075	29.228	37.325
5	2	1:46.464	40.703	28.758	37.003
6	2	1:46.079	40.389	28.697	36.993
7	2	1:45.974	40.697	28.537	36.740
8	2	1:45.787	40.223	28.513	37.051
9	2	3:57.026 B	45.522	30.254	2:41.250
10	2	1:49.308	43.006	29.167	37.135
11	2	1:46.203	40.134	28.624	37.445
12	2	4:39.726 B	40.383	28.884	3:30.459
13	1	1:52.921	43.862	30.943	38.116
14	1	1:45.297	40.632	28.570	36.095
15	1	7:28.584 B	39.237	28.940	6:20.407
16	1	1:49.774	43.638	29.281	36.855
17	1	1:43.647	39.566	27.989	36.092
18	1	1:43.487	39.329	27.871	36.287
19	1	9:45.149 B	39.223	28.124	8:37.802

6 OREGON TEAM
1. Luciano BACHETA
2. Niccolò NALIO

1	1	2:43.864 B	1:11.474	29.807	1:02.583
2	1	2:24.431 B	46.943	28.916	1:08.572
3	1	1:50.371	44.646	28.514	37.211
4	1	1:45.516	40.323	28.634	36.559
5	1	1:45.069	40.114	28.305	36.650
6	1	4:25.898 B	40.108	28.573	3:17.217
7	1	1:47.920	43.176	28.136	36.608
8	1	1:43.381	39.202	27.807	36.372
9	1	1:47.526	40.539	30.323	36.664
10	1	1:43.666	39.375	27.881	36.410
11	1	6:34.035 B	40.295	28.723	5:25.017
12	1	1:48.006	43.819	27.958	36.229
13	1	1:43.632	39.148	27.846	36.638
14	1	1:43.624	39.435	27.857	36.332
15	1	3:48.034 B	39.447	29.702	2:38.885
16	1	1:47.992	43.000	28.355	36.637
17	1	1:43.585	39.405	27.788	36.392
18	1	1:43.463	39.098	27.982	36.383
19	1	4:43.990 B	45.774	34.819	3:23.397
20	2	1:50.939	44.843	29.104	36.992
21	2	1:45.872	40.167	28.711	36.994
22	2	1:45.291	39.850	28.496	36.945
23	2	1:45.187	39.787	28.538	36.862
24	2	1:44.395	39.659	28.299	36.437
25	2	1:44.613	39.763	28.396	36.454
26	2	6:53.982 B	39.517	28.569	5:45.896
27	2	1:46.630	42.293	28.011	36.326
28	2	1:43.546	39.235	28.167	36.144
29	2	1:43.386	39.385	27.842	36.159
30	2	1:42.950	39.028	27.843	36.079
31	2	1:43.159	39.399	27.903	35.857
32	2	5:50.259 B	38.872	27.817	4:43.570
33	2	1:46.315	41.642	27.945	36.728
34	2	1:44.024	39.563	27.954	36.507

7 OREGON TEAM
1. Alan HELLMEISTER
2. Adalberto BAPTISTA

1	1	4:01.225 B	2:06.563	30.729	1:23.933
2	1	1:57.257	50.580	29.447	37.230
3	1	1:44.667	39.932	28.254	36.481
4	1	1:44.895	39.882	28.378	36.635
5	1	1:44.249	39.783	28.162	36.304




JEREZ
RENAULT SPORT TROPHY Endurance
COLLECTIVE TEST 2



Analysis

Personal Best Session Best B Crossing the finish line in pit lane

Lap	D	Time	S1	S2	S3	Lap	Time	S1	S2	S3
6	1	1:44.438	39.727	28.217	36.494	22	1:49.888	44.418	28.610	36.860
7	1	6:00.452 B	45.632	34.273	4:40.547	23	1:45.106	40.351	28.127	36.628
8	1	2:06.427	57.736	31.231	37.460	24	1:45.010	39.690	28.520	36.800
9	1	1:44.664	39.927	28.240	36.497	25	1:45.762	40.125	28.703	36.934
10	1	1:44.511	39.658	28.559	36.294	26	1:44.967	39.755	28.509	36.703
11	1	7:10.187 B	44.157	35.017	5:51.013	27	1:44.769	39.816	28.269	36.684
12	1	1:56.852	48.466	30.682	37.704	28	1:45.257	40.098	28.450	36.709
13	1	1:44.269	39.750	28.121	36.398	29	4:33.679 B	40.105	28.503	3:25.071
14	1	1:43.900	39.441	28.105	36.354	30	2 1:49.169	44.247	28.341	36.581
15	1	1:44.150	39.614	28.171	36.365	31	2 1:44.982	40.142	28.268	36.572
16	1	1:44.089	39.541	28.037	36.511	32	2 1:45.575	40.140	28.804	36.631
17	1	6:21.247 B	46.366	34.419	5:00.462	33	2 1:45.691	40.038	28.401	37.252
18	2	1:59.342	49.238	30.453	39.651	9 ZELE RACING				
19	2	1:48.948	41.504	29.018	38.426	1.Christian KLIEN				
20	2	1:49.072	41.325	29.297	38.450	2.Christof VON GRÜNIGEN				
21	2	1:48.434	41.333	28.778	38.323	1	2 3:17.010	2:11.274	28.907	36.829
22	2	1:51.356	43.294	30.247	37.815	2	2 1:45.912	40.421	28.423	37.068
23	2	1:47.922	41.093	28.842	37.987	3	2 1:44.550	39.727	28.547	36.276
24	2	1:48.098	41.110	29.354	37.634	4	2 1:44.504	39.822	28.546	36.136
25	2	1:49.125	41.158	30.274	37.693	5	2 1:45.014	40.129	28.228	36.657
26	2	1:48.303	41.303	29.338	37.662	6	2 1:44.973	39.778	28.322	36.873
27	2	1:48.334	41.126	29.488	37.720	7	2 1:44.814	39.794	28.441	36.579
28	2	1:49.840	42.051	29.741	38.048	8	2 13:54.261 B	40.311	28.510	...
29	2	1:49.912	41.591	29.505	38.816	9	2 1:49.514	44.189	28.631	36.694
30	2	4:34.939 B	42.646	30.326	3:21.967	10	2 1:45.511	40.339	28.363	36.809
31	2	2:00.705	50.768	31.523	38.414	11	2 1:45.567	40.318	28.257	36.992
32	2	1:47.846	41.030	29.259	37.557	12	2 1:47.157	40.350	28.744	38.063
33	2	1:49.116	41.858	29.216	38.042	13	2 1:45.957	40.396	28.746	36.815
34	2	1:49.502	41.219	30.412	37.871	14	2 1:47.845	40.457	29.091	38.297
35	2	1:47.797	41.037	29.281	37.479	15	2 8:25.428 B	40.246	28.654	7:16.528
8 OREGON TEAM						16	1 1:51.376	45.262	28.918	37.196
1.David FUMANELLI						17	1 13:10.606 B	40.544	29.860	...
2.Dario CAPITANIO						18	1 1:58.290	47.430	30.477	40.383
1	1	12:11.691	...	30.368	37.341	19	1 1:44.537	39.566	28.298	36.673
2	1	1:45.353	40.312	28.254	36.787	20	1 1:43.368	39.402	27.909	36.057
3	1	1:43.679	39.395	27.878	36.406	21	1 1:56.544	44.473	33.081	38.990
4	1	1:43.986	39.410	27.978	36.598	22	1 1:43.867	39.665	28.115	36.087
5	1	1:44.325	39.521	28.015	36.789	23	1 1:42.972	39.160	27.860	35.952
6	1	1:48.182	41.907	29.432	36.843	10 EQUIPE VERSCHUUR				
7	1	4:18.391 B	39.596	28.202	3:10.593	1.Stejn SCHOTHORST				
8	1	1:50.708	45.499	28.654	36.555	2.Jeroen SCHOTHORST				
9	1	1:42.960	39.271	27.709	35.980	1	2 2:56.254	1:38.431	32.676	45.147
10	1	1:42.807	39.034	27.635	36.138	2	2 1:51.634	43.206	30.159	38.269
11	1	1:43.153	39.059	27.666	36.428	3	2 1:47.942	41.343	29.056	37.543
12	1	5:02.329 B	42.922	28.574	3:50.833	4	2 1:47.561	40.967	29.172	37.422
13	1	1:52.964	47.839	28.637	36.488	5	2 1:47.368	40.913	28.915	37.540
14	1	1:43.050	39.231	27.661	36.158	6	2 1:47.297	40.788	28.918	37.591
15	1	1:42.859	39.080	27.754	36.025	7	2 1:46.822	40.460	28.959	37.403
16	1	4:49.609 B	39.154	27.826	3:42.629	8	2 1:47.035	41.021	28.791	37.223
17	1	1:47.696	43.204	28.334	36.158	9	2 6:10.168 B	40.935	28.977	5:00.256
18	1	1:42.887	39.123	27.616	36.148	10	2 1:54.612	47.099	29.649	37.864
19	1	1:52.351	41.195	28.694	42.462	11	2 1:48.844	41.105	29.375	38.364
20	1	1:43.273	39.489	27.723	36.061	12	2 1:48.227	41.071	29.201	37.955
21	1	4:22.943 B	39.398	28.411	3:15.134	13	2 1:48.600	41.051	29.673	37.876




JEREZ
RENAULT SPORT TROPHY Endurance
COLLECTIVE TEST 2



Analysis

Lap	D	Time	S1	S2	S3	Lap	Time	S1	S2	S3	
14	2	1:48.654	41.116	29.497	38.041	31	2	1:45.475	39.895	28.518	37.062
15	2	8:15.779 B	40.912	29.960	7:04.907	32	2	1:46.280	40.008	28.394	37.878
16	1	2:07.764	56.084	32.625	39.055	33	2	7:56.532 B	40.368	29.191	6:46.973
17	1	1:46.116	41.214	28.496	36.406	34	1	2:13.133	57.550	38.617	36.966
18	1	1:43.007	39.298	27.614	36.095	35	1	2:02.461	39.155	28.926	54.380
19	1	1:42.305	38.983	27.474	35.848	14 MONLAU COMPETICION 1.Nelson PANCIATICI 2.Jean RAGNOTTI					
20	1	1:42.255	38.811	27.456	35.988	1	1	2:23.125	1:13.849	28.694	40.582
21	1	1:43.484	39.986	27.507	35.991	2	1	1:43.951	39.833	27.963	36.155
22	1	1:42.888	39.093	27.558	36.237	3	1	1:43.979	39.707	28.111	36.161
23	1	1:42.662	39.169	27.592	35.901	4	1	1:43.705	39.439	28.225	36.041
24	1	1:42.980	39.043	27.836	36.101	5	1	1:46.949	40.962	28.943	37.044
25	1	1:42.928	39.179	27.730	36.019	6	1	6:47.727 B	40.375	28.218	5:39.134
26	1	8:32.465 B	39.129	27.645	7:25.691	7	1	1:49.178	44.279	28.358	36.541
27	1	1:59.090	50.376	29.912	38.802	8	1	1:44.065	39.719	28.036	36.310
28	1	1:48.117	39.374	27.997	40.746	9	1	1:43.882	39.549	28.106	36.227
29	1	1:43.500	39.127	27.611	36.762	10	1	1:44.443	39.743	28.158	36.542
30	1	1:42.313	38.941	27.499	35.873	11	1	1:44.842	40.043	28.246	36.553
31	1	1:42.432	38.919	27.506	36.007	12	1	8:39.285 B	44.178	30.401	7:24.706
32	1	4:36.426 B	39.064	27.592	3:29.770	13	1	1:54.347	49.097	28.722	36.528
33	1	1:49.557	43.149	28.879	37.529	14	1	1:44.305	39.692	28.180	36.433
34	1	1:42.961	39.310	27.681	35.970	15	1	1:43.789	39.484	28.023	36.282
11 ZELE RACING 1.Bas SCHOTHORST 2.Andres MENDEZ						16	1	1:42.868	39.338	27.643	35.887
1	1	2:55.599	1:49.509	28.375	37.715	17	1	1:47.643	39.299	28.739	39.605
2	1	1:44.775	39.711	28.769	36.295	18	1	1:43.398	39.549	27.839	36.010
3	1	1:43.015	39.266	27.726	36.023	19	1	7:58.126 B	39.348	27.769	6:51.009
4	1	1:43.169	39.178	27.908	36.083	20	1	1:56.034	46.393	31.254	38.387
5	1	1:42.971	39.195	27.793	35.983	21	1	1:52.742	42.650	31.235	38.857
6	1	1:43.041	39.244	27.746	36.051	22	1	1:51.174	42.505	30.370	38.299
7	1	1:42.500	38.986	27.686	35.828	23	1	1:50.919	42.156	30.510	38.253
8	1	6:00.940 B	38.944	28.447	4:53.549	24	1	1:50.403	42.079	30.384	37.940
9	1	1:57.687	43.782	37.398	36.507	25	1	1:51.418	42.487	30.377	38.554
10	1	1:42.886	39.148	27.597	36.141	26	1	1:50.133	41.826	30.165	38.142
11	1	1:45.158	40.263	28.558	36.337	27	1	1:49.815	41.719	30.131	37.965
12	1	1:43.163	39.156	27.786	36.221	28	1	5:47.961 B	45.136	37.601	4:25.224
13	1	1:42.939	39.138	27.686	36.115	29	2	2:03.575	52.219	32.300	39.056
14	1	5:51.845 B	38.992	27.648	4:45.205	30	2	1:52.309	42.285	31.006	39.018
15	2	1:55.214	47.600	29.411	38.203	31	2	1:53.124	42.085	31.702	39.337
16	2	1:47.759	41.286	28.937	37.536	15 MONLAU COMPETICION 1.Jose Manuel PEREZ AICART 2.Jurgen SMET					
17	2	1:47.849	41.115	29.089	37.645	1	1	2:03.260	57.408	29.006	36.846
18	2	1:47.217	40.674	29.175	37.368	2	1	1:44.312	39.873	28.027	36.412
19	2	1:47.369	40.884	28.766	37.719	3	1	1:44.092	39.503	28.244	36.345
20	2	1:45.524	40.122	28.432	36.970	4	1	1:43.611	39.491	27.912	36.208
21	2	1:45.865	40.373	28.363	37.129	5	1	6:42.254 B	39.916	28.391	5:33.947
22	2	1:45.650	40.186	28.302	37.162	6	1	1:52.012	48.388	27.853	35.771
23	2	1:45.412	40.123	28.313	36.976	7	1	1:42.688	38.847	27.918	35.923
24	2	6:49.040 B	40.245	28.760	5:40.035	8	1	1:42.429	38.894	27.666	35.869
25	2	1:54.349	48.584	28.659	37.106	9	1	9:54.158 B	39.444	27.720	8:46.994
26	2	1:45.689	40.424	28.228	37.037	10	2	1:54.771	45.818	30.106	38.847
27	2	1:44.970	39.824	28.307	36.839	11	2	1:52.650	42.967	30.425	39.258
28	2	1:45.289	40.137	28.480	36.672	12	2	1:52.529	43.054	30.350	39.125
29	2	1:45.318	40.120	28.512	36.686						
30	2	1:45.338	40.067	28.523	36.748						



JEREZ
RENAULT SPORT TROPHY Endurance
COLLECTIVE TEST 2



Analysis

■ Personal Best
 ■ Session Best
 B Crossing the finish line in pit lane

Lap	D	Time	S1	S2	S3	Lap	Time	S1	S2	S3
13	2	1:55.600	44.183	31.773	39.644					
14	2	1:53.032	43.383	30.709	38.940					
15	2	1:53.638	43.470	31.057	39.111					
16	2	1:54.235	43.264	30.828	40.143					
17	2	1:56.247	44.592	31.731	39.924					
18	2	1:53.064	43.377	30.822	38.865					
19	2	1:51.265	42.438	30.266	38.561					
20	2	1:54.393	42.960	31.312	40.121					
21	2	9:39.557 B	43.568	32.073	8:23.916					
22	2	2:04.617	50.815	33.872	39.930					
23	2	1:56.726	45.143	31.828	39.755					
24	2	1:52.839	42.694	30.679	39.466					
25	2	1:52.574	43.269	30.380	38.925					
26	2	1:50.704	42.092	29.873	38.739					
27	2	1:51.685	42.353	30.344	38.988					
28	2	7:48.716 B	47.930	32.694	6:28.092					
29	2	2:04.605	50.055	33.823	40.727					
30	2	1:55.882	43.252	31.402	41.228					