


JEREZ
FORMULA RENAULT 2.0 EURO CUP
RACE 3

Chronological Analysis of Performances

■ Personal Best **B** Crossing the finish line in pit lane **S2** Time from 1st intermediate to 2nd intermediate
■ Session Best **S1** Time from finish line to 1st intermedia **S3** Time from 2nd intermediate to finish line **FY** Full Yellow Flag

Lap	Lap Time	S1	S2	S3	Lap	Lap Time	S1	S2	S3
2 Jake HUGHES GBR KOIRANEN GP					7	2:01.534	39.496	34.678	47.360
1	2:08.645	48.364	32.218	48.063	8	2:23.983	46.641	38.397	58.945
2	2:28.722	59.908	38.567	50.247	9	2:30.282	55.147	40.099	55.036
3	2:28.589	57.751	38.719	52.119	10	2:23.811	54.180	39.134	50.497
4	1:46.862	40.464	28.323	38.075	11	1:44.383	39.428	27.992	36.963
5	1:45.536	39.857	28.149	37.530	12	1:44.472	39.463	27.677	37.332
6	1:46.268	39.535	28.581	38.152	13	1:44.078	39.438	27.541	37.099
7	1:59.870	40.953	31.375	47.542	8 Valentin HASSE-CLOT FRA FORTEC MOTORSPORTS				
8	2:24.090	46.177	38.444	59.469	1	2:23.102	56.211	37.232	49.659
9	2:31.111	55.298	39.705	56.108	2	2:28.068	58.721	38.480	50.867
10	2:22.216	54.375	37.335	50.506	3	2:23.502	55.966	39.618	47.918
11	1:44.988	39.805	27.919	37.264	4	1:49.518	40.576	29.084	39.858
12	1:45.831	39.528	28.531	37.772	5	1:48.117	41.225	28.561	38.331
13	1:46.088	39.925	28.520	37.643	6	1:49.005	40.247	29.278	39.480
3 Jack AITKEN GBR KOIRANEN GP					7	1:56.026	40.530	30.251	45.245
1	2:26.980	57.506	38.878	50.596	8	2:23.231	45.200	37.108	1:00.923
2	2:26.310	57.502	38.198	50.610	9	2:32.711	55.446	38.545	58.720
3	2:23.193	57.920	37.709	47.564	10	2:17.336	52.364	36.554	48.418
4	1:47.907	40.766	28.276	38.865	11	1:47.943	41.248	28.297	38.398
5	1:49.146	41.846	28.656	38.644	12	1:47.319	39.929	28.487	38.903
6	1:48.025	39.856	29.096	39.073	13	1:47.019	40.139	28.486	38.394
7	1:55.586	41.378	29.872	44.336	9 Ukyo SASAHARA JPN ART JUNIOR TEAM				
8	2:23.882	45.892	37.881	1:00.109	1	2:11.392	49.497	33.451	48.444
9	2:34.495	55.663	39.808	59.024	2	2:28.797	59.652	38.046	51.099
10	2:15.414	51.399	35.747	48.268	3	2:26.927	57.363	38.875	50.689
11	1:46.177	40.314	28.079	37.784	4	1:48.304	40.304	28.773	39.227
12	1:46.318	39.838	27.688	38.792	5	1:45.605	39.260	28.240	38.105
13	1:45.970	40.002	28.036	37.932	6	1:44.392	39.221	27.749	37.422
5 Martin KODRIC CRO FORTEC MOTORSPORTS					7	1:59.981	40.362	32.113	47.506
1	2:18.555	51.748	37.240	49.567	8	2:24.454	46.641	37.519	1:00.294
2	2:28.089	59.093	37.627	51.369	9	2:31.423	54.957	39.724	56.742
3	2:24.615	56.771	39.819	48.025	10	2:20.992	54.067	37.036	49.889
4	1:47.491	40.837	28.381	38.273	11	1:46.747	39.679	28.365	38.703
5	1:48.754	39.964	28.191	40.599	12	1:45.166	40.084	27.795	37.287
6	1:45.776	39.793	27.974	38.009	13	1:45.082	39.428	27.822	37.832
7	1:57.376	39.615	29.599	48.162	10 Darius OSKOU SUI ART JUNIOR TEAM				
8	2:23.869	46.121	37.858	59.890	1	2:20.950	54.112	37.356	49.482
9	2:31.989	54.380	40.177	57.432	2	2:28.195	59.006	37.941	51.248
10	2:19.444	53.012	36.868	49.564	3	2:23.862	56.491	40.060	47.311
11	1:44.966	39.598	27.854	37.514	4	1:48.772	41.188	28.762	38.822
12	1:45.768	40.139	28.000	37.629	5	1:47.658	39.836	28.505	39.317
13	1:46.368	40.252	28.290	37.826	6	1:46.578	40.000	28.310	38.268
6 Ben BARNICOAT GBR FORTEC MOTORSPORTS					7	1:57.292	39.885	29.331	48.076
1	2:05.430	46.619	31.054	47.757	8	2:24.450	46.002	37.076	1:01.372
2	2:28.846	1:00.438	38.977	49.431	9	2:32.081	53.943	39.697	58.441
3	2:29.979	58.105	39.412	52.462	10	2:18.078	52.467	36.861	48.750
4	1:45.498	40.065	28.140	37.293	11	1:46.161	39.832	28.487	37.842
5	1:45.266	39.598	28.074	37.594	12	2:01.025	40.356	28.274	52.395
6	1:45.114	39.755	28.150	37.209	13	1:48.076	40.303	28.560	39.213




JEREZ
FORMULA RENAULT 2.0 EUROCUP
RACE 3

Chronological Analysis of Performances

■ Personal Best **B** Crossing the finish line in pit lane **S2** Time from 1st intermediate to 2nd intermediate
■ Session Best **S1** Time from finish line to 1st intermedia **S3** Time from 2nd intermediate to finish line **FY** Full Yellow Flag

Lap	Lap Time	S1	S2	S3	Lap	Lap Time	S1	S2	S3
14 Louis DELÉTRAZ SUI									
JOSEF KAUFMANN RACING									
1	2:06.602	46.991	31.833	47.778	7	1:55.717	40.150	29.118	46.449
2	2:28.786	1:00.471	38.731	49.584	8	2:22.983	44.844	37.351	1:00.788
3	2:29.885	57.996	39.292	52.597	9	2:32.409	55.236	39.101	58.072
4	1:46.984	40.682	28.189	38.113	10	2:18.063	52.907	36.144	49.012
5	1:45.528	40.133	27.880	37.515	11	1:45.965	39.950	27.981	38.034
6	1:46.867	39.902	28.319	38.646	12	1:46.781	39.681	27.991	39.109
7	1:58.526	40.893	30.744	46.889	13	1:47.312	40.257	28.851	38.204
8	2:24.317	46.566	38.671	59.080					
9	2:30.959	55.306	39.920	55.733	19 Ignazio D'AGOSTO ITA				
10	2:23.092	54.554	37.716	50.822	MANOR MP MOTORSPORT				
11	1:47.293	40.088	28.420	38.785	1	2:07.238	47.366	32.312	47.560
12	1:46.538	41.017	27.787	37.734	2	2:29.032	1:00.265	38.816	49.951
13	1:45.757	39.769	28.188	37.800	3	2:29.316	57.728	39.049	52.539
					4	1:46.182	40.121	28.090	37.971
					5	1:45.203	39.471	27.771	37.961
					6	1:45.278	39.483	27.870	37.925
					7	2:00.358	39.538	34.120	46.700
					8	2:24.177	46.523	38.580	59.074
					9	2:31.032	55.368	39.955	55.709
					10	2:22.990	54.510	37.869	50.611
					11	1:44.845	39.694	27.613	37.538
					12	1:44.425	39.298	27.540	37.587
					13	1:44.621	39.531	27.583	37.507
					20 Hugo DE SADELEER SUI				
					TECH 1 RACING				
					1	2:13.875	50.497	34.789	48.589
					2	2:28.912	59.762	37.594	51.556
					3	2:25.588	57.178	39.346	49.064
					4	1:48.194	40.584	28.746	38.864
					5	1:50.547	40.237	29.015	41.295
					6	1:46.744	39.648	28.404	38.692
					7	1:58.424	39.703	29.824	48.897
					8	2:23.724	45.584	37.527	1:00.613
					9	2:32.178	54.031	39.948	58.199
					10	2:18.608	52.431	36.673	49.504
					11	1:45.617	39.636	28.098	37.888
					12	1:46.423	40.065	28.092	38.266
					13	1:46.028	39.926	28.072	38.030
					21 Simon GACHET FRA				
					TECH 1 RACING				
					1	2:25.602	57.178	37.879	50.545
					2	2:27.303	57.962	38.080	51.261
					3	2:23.428	55.845	39.337	48.246
					4	1:48.037	40.170	28.251	39.616
					5	1:48.200	41.254	28.566	38.380
					6	1:47.612	40.059	29.416	38.137
					7	1:55.764	40.106	28.746	46.912
					8	2:23.328	44.688	37.291	1:01.349
					9	2:32.234	54.052	39.442	58.740
					10	2:17.966	52.448	36.490	49.028
					11	1:45.777	39.947	28.023	37.807
					12	1:47.282	40.148	28.201	38.933
					13	1:47.202	40.669	28.580	37.953
15 Kevin JÖRG SUI									
JOSEF KAUFMANN RACING									
1	2:15.669	50.834	36.262	48.573					
2	2:28.597	59.606	37.699	51.292					
3	2:25.395	57.048	39.599	48.748					
4	1:54.229	42.457	30.442	41.330					
5	1:56.529	44.130	30.644	41.755					
6	1:55.232	42.863	30.796	41.573					
7	2:00.384	44.943	33.162	42.279					
8	2:09.211	44.811	32.204	52.196					
9	2:38.172	55.671	38.447	1:04.054					
10	2:12.613	47.709	35.526	49.378					
11	1:52.730	42.572	29.914	40.244					
12	1:59.536	42.668	36.190	40.678					
13	1:54.198	43.049	30.372	40.777					
17 Dennis OLSEN NOR									
MANOR MP MOTORSPORT									
1	2:12.251	49.626	33.900	48.725					
2	2:28.988	59.743	37.716	51.529					
3	2:26.109	57.305	39.185	49.619					
4	1:48.417	40.560	28.602	39.255					
5	1:45.842	39.617	28.177	38.048					
6	1:45.207	40.080	27.882	37.245					
7	2:00.627	39.666	32.704	48.257					
8	2:24.093	46.513	37.036	1:00.544					
9	2:31.717	54.947	39.397	57.373					
10	2:20.134	53.449	37.021	49.664					
11	1:45.913	39.599	28.102	38.212					
12	1:46.904	40.968	28.096	37.840					
13	1:47.175	40.672	27.906	38.597					
18 Bruno BAPTISTA BRA									
MANOR MP MOTORSPORT									
1	2:31.713	1:18.597	28.983	44.133					
2	2:22.948	54.150	37.948	50.850					
3	2:22.718	58.527	36.954	47.237					
4	1:47.560	40.783	28.479	38.298					
5	1:48.085	41.151	28.421	38.513					
6	1:48.113	40.069	29.178	38.866					




JEREZ
FORMULA RENAULT 2.0 EURO CUP
RACE 3

Chronological Analysis of Performances

■ Personal Best **B** Crossing the finish line in pit lane **S2** Time from 1st intermediate to 2nd intermediate
■ Session Best **S1** Time from finish line to 1st intermedia **S3** Time from 2nd intermediate to finish line **FY** Full Yellow Flag

Lap	Lap Time	S1	S2	S3	Lap	Lap Time	S1	S2	S3
22 Anthoine HUBERT FRA TECH 1 RACING					7 2:00.804 40.636 32.473 47.695				
1 2:05.942 46.581 31.563 47.798					8 2:24.500 46.891 37.244 1:00.365				
2 2:28.994 1:00.386 38.990 49.618					9 2:31.552 55.132 39.525 56.895				
3 2:29.846 57.781 39.550 52.515					10 2:20.693 53.931 36.939 49.823				
4 1:45.800 39.969 28.316 37.515					11 1:46.505 39.344 28.742 38.419				
5 1:45.614 39.683 28.127 37.804					12 1:46.488 40.607 28.116 37.765				
6 1:45.427 39.635 28.148 37.644					13 1:45.847 39.446 28.458 37.943				
7 2:00.576 39.560 34.000 47.016									
8 2:24.088 46.597 38.455 59.036									
9 2:30.655 55.170 40.247 55.238									
10 2:23.407 54.765 38.116 50.526									
11 1:44.658 39.566 27.810 37.282									
12 1:43.985 39.332 27.729 36.924									
13 1:44.433 39.610 27.671 37.152									
25 Amaury RICHARD FRA ARTA ENGINEERING					36 Thiago VIVACQUA BRA J.D. MOTORSPORT SRL				
1 2:14.911 50.494 35.475 48.942					1 2:17.284 51.588 36.734 48.962				
2 2:28.500 59.759 37.422 51.319					2 2:28.390 59.286 37.547 51.557				
3 2:25.449 57.314 39.169 48.966					3 2:24.479 56.745 39.774 47.960				
4 1:47.920 40.627 28.511 38.782					4 1:46.749 40.538 28.136 38.075				
5 2:06.677 40.872 28.651 57.154					5 1:47.123 40.502 28.621 38.000				
6 1:46.161 39.938 27.839 38.384					6 1:46.221 40.090 28.450 37.681				
7 1:50.355 40.036 28.436 41.883					7 1:59.010 39.864 30.689 48.457				
8 2:23.007 46.158 36.726 1:00.123					8 2:24.649 45.859 38.125 1:00.665				
9 2:36.920 56.925 38.552 1:01.443					9 2:31.687 54.358 40.141 57.188				
10 2:13.074 50.502 34.847 47.725					10 2:19.312 53.448 36.616 49.248				
11 1:47.465 40.601 28.583 38.281					11 1:45.604 39.825 27.896 37.883				
12 1:47.354 39.992 28.388 38.974					12 1:47.339 40.714 28.380 38.245				
13 1:46.984 40.167 28.407 38.410					13 1:46.456 39.879 28.153 38.424				
27 Harrison SCOTT GBR AVF					37 Alexey KORNEEV RUS J.D. MOTORSPORT SRL				
1 2:12.635 49.857 34.491 48.287					1 2:24.420 56.771 37.767 49.882				
2 2:29.209 1:00.087 37.495 51.627					2 2:27.905 58.359 38.286 51.260				
3 2:25.878 57.258 39.413 49.207					3 2:23.906 55.938 39.245 48.723				
4 1:48.367 40.524 28.651 39.192					4 1:50.012 41.883 29.008 39.121				
5 1:47.719 40.420 28.749 38.550					5 1:50.983 41.389 29.535 40.059				
6 1:46.151 40.220 28.125 37.806					6 1:47.687 39.962 28.874 38.851				
7 1:58.477 39.956 30.228 48.293					7 1:54.364 40.123 30.339 43.902				
8 2:24.564 46.177 38.061 1:00.326					8 2:23.048 46.026 36.700 1:00.322				
9 2:31.563 54.702 40.108 56.753					9 2:36.266 56.801 38.652 1:00.813				
10 2:19.766 53.424 36.984 49.358					10 2:14.043 50.243 35.852 47.948				
11 1:45.674 39.719 28.070 37.885					11 1:46.940 39.945 28.778 38.217				
12 1:46.532 40.336 28.383 37.813					12 1:47.966 40.064 28.669 39.233				
13 1:45.939 40.015 28.016 37.908					13 1:46.407 39.788 28.490 38.129				
35 Matevos ISAAKYAN RUS J.D. MOTORSPORT SRL					48 Daniel PRONENKO UKR BVM SRL				
1 2:10.234 48.953 32.950 48.331					1 2:17.995 51.712 36.941 49.342				
2 2:28.762 59.745 38.302 50.715					2 2:28.169 59.108 37.693 51.368				
3 2:27.573 57.462 38.654 51.457					3 2:24.644 56.883 39.722 48.039				
4 1:47.599 40.058 28.958 38.583					4 1:48.796 41.261 28.962 38.573				
5 1:45.458 39.598 28.050 37.810					5 1:49.353 40.075 28.054 41.224				
6 1:45.592 39.596 27.960 38.036					6 1:46.528 40.179 27.849 38.500				
					7 1:57.323 40.206 28.695 48.422				
					8 2:24.190 45.872 37.148 1:01.170				
					9 2:32.125 53.830 39.782 58.513				
					10 2:18.395 52.571 36.599 49.225				
					11 1:45.926 40.131 28.042 37.753				
					12 1:46.131 40.185 27.864 38.082				
					13 1:46.129 40.391 28.028 37.710				



JEREZ
FORMULA RENAULT 2.0 EURO CUP
RACE 3

Chronological Analysis of Performances

■ Personal Best **B** Crossing the finish line in pit lane **S2** Time from 1st intermediate to 2nd intermediate
■ Session Best **S1** Time from finish line to 1st intermedia **S3** Time from 2nd intermediate to finish line **FY** Full Yellow Flag

Lap	Lap Time	S1	S2	S3	Lap	Lap Time	S1	S2	S3
49 Max DEFOURNY BEL ART JUNIOR TEAM					5	1:51.449	43.236	29.267	38.946
1	2:09.360	48.722	32.275	48.363	6	1:47.704	40.399	28.764	38.541
2	2:28.823	59.755	38.617	50.451	7	1:54.857	40.483	29.515	44.859
3	2:28.011	57.414	38.811	51.786	8	2:23.564	46.087	37.117	1:00.360
4	1:49.756	40.338	29.281	40.137	9	2:34.688	56.180	39.249	59.259
5	1:46.215	39.944	28.386	37.885	10	2:15.411	51.219	35.756	48.436
6	1:45.892	39.525	28.383	37.984	11	1:47.388	40.136	28.733	38.519
7	1:59.828	39.454	32.049	48.325	12	1:48.717	39.929	28.685	40.103
8	2:24.301	46.264	37.384	1:00.653	13	1:47.579	40.669	28.477	38.433
9	2:31.851	54.879	39.602	57.370					
10	2:19.904	53.325	36.968	49.611					
11	1:45.597	39.333	28.164	38.100					
12	1:47.772	40.887	28.966	37.919					
13	1:47.079	39.898	28.373	38.808					
51 Vasily ROMANOV RUS CRAM MOTORSPORT									
1	2:21.555	54.655	37.575	49.325					
2	2:28.325	59.148	37.953	51.224					
3	2:23.604	56.440	39.971	47.193					
4	1:50.305	40.846	29.724	39.735					
5	1:47.264	40.175	28.184	38.905					
54 Jehan DARUVALA IND FORTEC MOTORSPORTS									
1	2:16.512	51.068	36.776	48.668					
2	2:28.495	59.511	37.542	51.442					
3	2:25.078	56.988	39.639	48.451					
4	1:47.848	41.315	28.425	38.108					
5	1:47.847	39.905	28.820	39.122					
6	1:45.578	39.626	27.945	38.007					
7	1:58.682	39.624	30.916	48.142					
58 Denis BULATOV RUS AVF									
1	2:20.140	53.648	36.836	49.656					
2	2:27.906	58.647	38.052	51.207					
3	2:24.436	56.687	40.063	47.686					
4	1:49.703	41.078	29.069	39.556					
5	1:48.320	40.448	28.888	38.984					
6	1:47.502	40.215	28.958	38.329					
7	1:56.290	40.105	30.057	46.128					
8	2:24.262	45.719	37.488	1:01.055					
9	2:32.341	54.003	39.606	58.732					
10	2:17.807	52.489	36.558	48.760					
11	1:46.168	40.047	28.112	38.009					
12	1:47.508	39.870	28.461	39.177					
13	1:46.361	40.350	28.390	37.621					
59 Julien FALCHERO FRA GSK GRAND PRIX									
1	2:19.124	53.001	36.407	49.716					
2	2:28.062	58.874	37.779	51.409					
3	2:25.201	56.673	39.845	48.683					
4	1:51.719	41.760	29.401	40.558					