


JEREZ  
FORMULA RENAULT 2.0 EURO CUP  
RACE 2

Chronological Analysis of Performances

■ Personal Best    **B** Crossing the finish line in pit lane    **S2** Time from 1st intermediate to 2nd intermediate  
■ Session Best    **S1** Time from finish line to 1st intermedia    **S3** Time from 2nd intermediate to finish line    **FY** Full Yellow Flag

Lap	Lap Time	S1	S2	S3	Lap	Lap Time	S1	S2	S3
<b>2</b> Jake HUGHES GBR KOIRANEN GP					7 1:57.189 44.408 <span style="color: green;">31.055</span> 41.726				
1	23:13.409 <b>B</b>	1:25.222	50.891	...	8	1:58.081	44.768	31.332	41.981
2	2:43.532	1:01.162	44.804	57.566	9	2:17.264	50.048	41.749	45.467
3	2:34.422	1:01.502	41.236	51.684	10	2:49.330	1:02.558	51.566	55.206
4	1:59.465	45.591	32.248	41.626	11	2:42.285	59.858	47.902	54.525
5	<span style="color: green;">1:57.865</span>	44.874	<span style="color: green;">31.375</span>	<span style="color: green;">41.616</span>	12	2:32.371	59.010	40.656	52.705
6	1:58.210	<span style="color: green;">44.668</span>	31.763	41.779	13	1:57.617	44.583	31.452	41.582
7	1:58.018	44.720	31.530	41.768	<b>8</b> Valentin HASSE-CLOT FRA FORTEC MOTORSPORTS				
8	1:59.263	45.495	31.501	42.267	1	23:26.001 <b>B</b>	1:33.881	52.172	...
9	2:13.973	49.120	39.147	45.706	2	2:37.235	57.186	41.797	58.252
10	2:49.463	1:02.289	52.323	54.851	3	2:31.453	1:03.711	38.052	49.690
11	2:42.708	1:00.596	47.188	54.924	4	2:01.976	46.524	32.881	42.571
12	2:30.145	59.175	39.380	51.590	5	1:58.913	45.664	31.647	41.602
13	1:58.653	44.800	31.556	42.297	6	1:58.407	<span style="color: green;">44.962</span>	31.929	41.516
<b>3</b> Jack AITKEN GBR KOIRANEN GP					7	<span style="color: green;">1:58.086</span>	45.190	<span style="color: green;">31.497</span>	<span style="color: green;">41.399</span>
1	23:03.134 <b>B</b>	1:17.540	50.013	...	<b>9</b> Ukyo SASAHARA JPN ART JUNIOR TEAM				
2	2:46.708	1:04.855	45.722	56.131	1	23:14.906 <b>B</b>	1:26.378	50.376	...
3	2:38.117	1:01.782	43.055	53.280	2	2:42.724	1:00.778	44.407	57.539
4	1:56.461	44.162	<span style="color: purple;">31.045</span>	41.254	3	2:34.040	1:01.998	40.906	51.136
5	1:56.444	44.222	31.206	<span style="color: purple;">41.016</span>	4	2:00.469	46.124	32.054	42.291
6	<span style="color: purple;">1:56.408</span>	<span style="color: purple;">44.144</span>	31.248	41.016	5	1:58.441	44.942	31.483	42.016
7	1:56.490	44.208	31.239	41.043	6	1:58.991	44.942	31.746	42.303
8	1:57.796	44.203	31.128	42.465	7	<span style="color: green;">1:57.893</span>	<span style="color: green;">44.921</span>	<span style="color: green;">31.290</span>	<span style="color: green;">41.682</span>
9	2:21.211	53.429	41.420	46.362	8	1:58.850	45.027	31.593	42.230
10	2:48.650	1:02.495	51.480	54.675	9	2:27.143	1:07.000	35.822	44.321
11	2:42.089	1:00.568	47.826	53.695	10	2:41.788	56.609	52.913	52.266
12	2:33.460	59.786	40.867	52.807	11	2:44.406	1:03.105	48.127	53.174
13	1:57.036	44.225	31.573	41.238	12	2:27.112	56.740	39.039	51.333
<b>5</b> Martin KODRIC CRO FORTEC MOTORSPORTS					13	1:59.723	45.854	31.809	42.060
1	23:35.619 <b>B</b>	1:39.944	51.079	...	<b>10</b> Darius OSKOU SUI ART JUNIOR TEAM				
2	2:31.696	52.832	40.982	57.882	1	23:41.695 <b>B</b>	1:48.436	50.241	...
3	2:30.912	1:05.087	36.992	48.833	2	2:29.544	55.764	36.056	57.724
4	1:59.805	45.232	32.474	42.099	3	2:30.536	1:05.299	36.166	49.071
5	1:58.840	45.174	31.905	41.761	4	2:00.554	45.490	32.641	42.423
6	1:58.080	<span style="color: green;">44.735</span>	31.607	41.738	5	1:59.313	45.236	<span style="color: green;">31.763</span>	42.314
7	<span style="color: green;">1:58.054</span>	44.990	31.579	<span style="color: green;">41.485</span>	6	2:00.236	45.295	33.048	41.893
8	1:58.469	45.022	31.902	41.545	7	1:59.246	44.862	32.304	42.080
9	2:11.302	47.912	36.305	47.085	8	<span style="color: green;">1:58.400</span>	<span style="color: green;">44.437</span>	32.258	<span style="color: green;">41.705</span>
10	2:47.505	1:00.627	51.847	55.031	9	2:05.590	45.947	33.729	45.914
11	2:43.625	1:00.952	47.232	55.441	10	2:48.053	1:02.201	50.735	55.117
12	2:28.346	58.120	39.352	50.874	11	2:43.925	1:02.131	46.277	55.517
13	1:59.128	45.979	<span style="color: green;">31.052</span>	42.097	12	2:28.262	57.515	39.176	51.571
<b>6</b> Ben BARNICOAT GBR FORTEC MOTORSPORTS					13	1:58.784	44.801	32.015	41.968
1	23:06.446 <b>B</b>	1:19.827	50.110	...	<b>14</b> Louis DELÉTRAZ SUI JOSEF KAUFMANN RACING				
2	2:45.178	1:02.952	45.949	56.277	1	23:09.027 <b>B</b>	1:21.704	50.462	...
3	2:37.498	1:01.413	43.016	53.069	2	2:44.343	1:01.971	45.758	56.614
4	1:58.017	44.785	31.811	<span style="color: green;">41.421</span>	3	2:36.762	1:01.411	42.431	52.920
5	<span style="color: green;">1:57.152</span>	<span style="color: green;">44.356</span>	31.274	41.522	4	1:58.397	44.981	31.704	41.712
6	1:57.355	44.662	31.192	41.501	5	1:58.318	44.942	31.546	41.830



JEREZ  
FORMULA RENAULT 2.0 EUROCUP  
RACE 2

Chronological Analysis of Performances

■ Personal Best    **B** Crossing the finish line in pit lane    **S2** Time from 1st intermediate to 2nd intermediate  
■ Session Best    **S1** Time from finish line to 1st intermedia    **S3** Time from 2nd intermediate to finish line    **FY** Full Yellow Flag

Lap	Lap Time	S1	S2	S3	Lap	Lap Time	S1	S2	S3
6	1:58.388	44.805	31.556	42.027	7	1:56.721	44.154	31.248	41.319
7	1:58.371	45.058	31.491	41.822	8	1:57.777	44.317	31.191	42.269
8	1:58.309	44.693	31.624	41.992	9	2:20.397	52.531	41.637	46.229
9	2:14.009	48.093	40.223	45.693	10	2:48.658	1:02.214	51.447	54.997
10	2:49.068	1:02.207	52.075	54.786	11	2:41.938	1:00.196	47.908	53.834
11	2:42.151	59.508	48.409	54.234	12	2:33.316	59.693	40.705	52.918
12	2:32.212	58.977	40.737	52.498	13	1:57.047	44.227	31.438	41.382
13	1:58.284	44.735	31.854	41.695					

**15** **Kevin JÖRG** SUI  
JOSEF KAUFMANN RACING

1	23:07.578B	1:20.673	50.347	...
2	2:45.066	1:02.653	45.900	56.513
3	2:36.987	1:01.364	42.737	52.886
4	1:58.597	45.026	31.471	42.100
5	1:58.071	44.561	31.437	42.073
6	1:57.839	44.479	31.410	41.950
7	1:58.519	44.934	31.601	41.984
8	1:58.125	44.906	31.199	42.020
9	2:14.192	48.460	40.342	45.390
10	2:49.183	1:02.907	51.237	55.039
11	2:42.176	59.921	48.183	54.072
12	2:32.478	59.216	40.785	52.477
13	1:58.214	44.844	31.291	42.079

**17** **Dennis OLSEN** NOR  
MANOR MP MOTORSPORT

1	23:10.397B	1:22.912	50.372	...
2	2:43.959	1:01.865	45.179	56.915
3	2:36.122	1:01.469	42.178	52.475
4	1:58.727	45.397	31.786	41.544
5	1:58.303	44.961	31.625	41.717
6	1:58.098	44.713	31.802	41.583
7	1:59.089	45.260	31.870	41.959
8	1:58.947	45.351	31.412	42.184
9	2:13.996	48.961	39.210	45.825
10	2:49.016	1:02.012	52.003	55.001
11	2:42.948	1:00.133	47.801	55.014
12	2:30.626	59.253	39.339	52.034
13	1:59.420	44.802	32.229	42.389

**18** **Bruno BAPTISTA** BRA  
MANOR MP MOTORSPORT

1	23:21.575B	1:32.880	52.222	...
2	2:40.812	1:00.921	41.846	58.045
3	2:31.508	1:03.121	38.693	49.694
4	2:01.467	46.107	32.809	42.551
5	1:59.136	45.705	31.843	41.588

**19** **Ignazio D'AGOSTO** ITA  
MANOR MP MOTORSPORT

1	23:04.949B	1:18.383	49.993	...
2	2:45.774	1:03.813	45.638	56.323
3	2:37.933	1:01.575	42.754	53.604
4	1:56.488	44.320	31.101	41.067
5	1:56.679	44.261	31.070	41.348
6	1:56.949	44.187	31.227	41.535

**20** **Hugo DE SADELEER** SUI  
TECH 1 RACING

1	23:37.761B	1:44.077	50.707	...
2	2:31.288	54.353	38.671	58.264
3	2:30.771	1:05.049	36.179	49.543
4	2:00.136	45.407	32.095	42.634
5	2:01.040	46.844	31.910	42.286
6	2:01.018	45.878	32.587	42.553
7	2:00.325	45.726	32.094	42.505
8	2:01.334	45.807	33.027	42.500
9	2:11.316	50.558	36.094	44.664
10	2:41.824	56.532	52.486	52.806
11	2:44.048	1:02.718	49.205	52.125
12	2:26.781	56.488	38.872	51.421
13	2:00.181	45.756	32.124	42.301

**21** **Simon GACHET** FRA  
TECH 1 RACING


1	23:20.282B	1:31.019	51.686	...
2	2:41.045	1:00.145	42.966	57.934
3	2:31.990	1:01.820	40.203	49.967
4	2:00.028	46.195	32.051	41.782
5	1:58.182	44.806	31.614	41.762
6	1:58.635	44.877	31.710	42.048
7	1:58.490	45.179	31.454	41.857
8	1:58.467	44.919	31.663	41.885
9	2:12.103	48.214	37.818	46.071
10	2:49.416	1:01.841	52.430	55.145
11	2:42.854	1:00.402	47.245	55.207
12	2:29.568	59.193	38.706	51.669
13	1:58.779	45.038	31.760	41.981

**22** **Anthoine HUBERT** FRA  
TECH 1 RACING

1	23:27.144B	1:36.614	50.568	...
2	2:36.711	56.947	41.679	58.085
3	2:31.079	1:03.610	38.376	49.093
4	2:00.482	46.410	31.985	42.087
5	1:58.523	44.835	31.428	42.260
6	1:58.949	45.030	31.796	42.123
7	1:58.708	44.968	31.613	42.127

**25** **Amaury RICHARD** FRA  
ARTA ENGINEERING

1	23:33.979B	1:39.700	50.993	...
2	2:32.686	53.284	41.419	57.983
3	2:31.092	1:04.751	37.433	48.908
4	2:01.188	46.273	32.320	42.595
5	1:58.474	44.851	31.789	41.834



**JEREZ**  
**FORMULA RENAULT 2.0 EURO CUP**  
**RACE 2**

**Chronological Analysis of Performances**

■ Personal Best    **B** Crossing the finish line in pit lane    **S2** Time from 1st intermediate to 2nd intermediate  
■ Session Best    **S1** Time from finish line to 1st intermedia    **S3** Time from 2nd intermediate to finish line    **FY** Full Yellow Flag

Lap	Lap Time	S1	S2	S3	Lap	Lap Time	S1	S2	S3
6	1:58.630	45.042	31.711	41.877	8	1:59.422	45.562	31.918	41.942
7	<span style="color: green;">1:58.277</span>	45.114	31.542	<span style="color: green;">41.621</span>	9	2:11.070	46.597	37.647	46.826
8	1:58.721	<span style="color: green;">44.713</span>	32.320	41.688	10	2:48.585	1:00.884	52.555	55.146
9	2:10.837	47.539	36.152	47.146	11	2:43.106	1:00.713	47.067	55.326
10	2:47.905	1:01.607	50.979	55.319	12	2:29.381	58.897	38.986	51.498
11	2:43.796	1:01.697	46.292	55.807	13	1:59.946	45.677	31.683	42.586
12	2:28.525	57.662	39.428	51.435					
13	1:58.685	45.312	<span style="color: green;">31.487</span>	41.886					

**26 James ALLEN** AUS  
ARTA ENGINEERING

1	23:30.811 <b>B</b>	1:38.028	51.163	...
2	2:34.544	55.085	41.425	58.034
3	2:30.910	1:03.885	38.179	48.846
4	<span style="color: green;">2:05.006</span>	<span style="color: green;">45.757</span>	<span style="color: green;">32.786</span>	<span style="color: green;">46.463</span>

**27 Harrison SCOTT** GBR  
AVF

1	23:28.433 <b>B</b>	1:37.229	51.012	...
2	2:36.047	56.349	41.807	57.891
3	2:31.104	1:03.756	38.354	48.994
4	2:01.269	45.943	32.878	42.448
5	1:59.306	45.796	31.800	41.710
6	1:59.250	45.935	<span style="color: green;">31.767</span>	41.548
7	<span style="color: green;">1:57.954</span>	<span style="color: green;">44.689</span>	31.945	<span style="color: green;">41.320</span>
8	1:58.650	44.849	32.177	41.624
9	2:11.109	47.734	36.428	46.947
10	2:47.836	1:01.198	51.724	54.914
11	2:43.499	1:01.255	46.893	55.351
12	2:28.561	58.171	39.345	51.045
13	1:59.117	45.330	32.109	41.678

**35 Matevos ISAAKYAN** RUS  
J.D. MOTORSPORT SRL

1	23:11.667 <b>B</b>	1:24.408	50.447	...
2	2:43.681	1:01.662	44.945	57.074
3	2:35.487	1:01.448	41.755	52.284
4	1:59.258	45.622	32.135	<span style="color: green;">41.501</span>
5	1:58.168	44.601	31.737	41.830
6	<span style="color: green;">1:57.855</span>	<span style="color: green;">44.292</span>	32.062	41.501
7	1:57.966	44.784	<span style="color: green;">31.343</span>	41.839
8	1:58.598	44.555	31.956	42.087
9	2:14.182	48.307	39.985	45.890
10	2:49.216	1:02.321	51.823	55.072
11	2:42.347	59.621	48.028	54.698
12	2:31.409	58.443	40.526	52.440
13	1:58.145	44.599	32.013	41.533

**36 Thiago VIVACQUA** BRA  
J.D. MOTORSPORT SRL

1	23:16.016 <b>B</b>	1:27.345	51.004	...
2	2:42.248	1:00.166	44.581	57.501
3	2:33.785	1:01.971	40.834	50.980
4	2:01.215	46.786	32.207	42.222
5	1:59.388	45.783	<span style="color: green;">31.581</span>	42.024
6	1:58.899	45.239	32.021	<span style="color: green;">41.639</span>
7	<span style="color: green;">1:58.477</span>	<span style="color: green;">44.988</span>	31.618	41.871

**37 Alexey KORNEEV** RUS  
J.D. MOTORSPORT SRL

1	23:19.090 <b>B</b>	1:29.925	51.073	...
2	2:40.833	<span style="color: green;">59.833</span>	43.666	57.334
3	<span style="color: green;">2:33.325</span>	1:02.349	<span style="color: green;">40.069</span>	<span style="color: green;">50.907</span>

**49 Max DEFOURNY** BEL  
ART JUNIOR TEAM


1	23:17.395 <b>B</b>	1:28.296	51.485	...
2	2:41.447	59.918	44.154	57.375
3	2:33.815	1:02.083	40.659	51.073
4	2:01.229	46.735	32.746	<span style="color: green;">41.748</span>
5	1:59.108	45.367	31.863	41.878
6	1:59.197	45.173	32.090	41.934
7	<span style="color: green;">1:58.266</span>	<span style="color: green;">44.936</span>	<span style="color: green;">31.510</span>	41.820
8	1:59.348	45.523	32.009	41.816
9	2:11.386	46.555	37.978	46.853
10	2:48.334	1:01.104	52.355	54.875
11	2:43.670	1:01.097	47.284	55.289
12	2:28.794	58.415	39.219	51.160
13	2:08.033	45.999		

**51 Vasily ROMANOV** RUS  
CRAM MOTORSPORT

1	23:31.845 <b>B</b>	1:39.042	50.945	...
2	2:34.008	54.776	41.289	57.943
3	2:30.907	1:04.494	37.616	48.797
4	2:02.645	46.120	32.528	43.997
5	<span style="color: green;">1:59.684</span>	<span style="color: green;">45.505</span>	<span style="color: green;">32.054</span>	<span style="color: green;">42.125</span>
6	2:01.663	45.642	33.651	42.370
7	2:03.970	45.766	32.255	45.949
8	2:02.103	46.358	32.955	42.790
9	2:09.373	48.988	37.030	43.355
10	2:43.515	58.117	51.398	54.000
11	2:43.567	1:04.466	46.204	52.897
12	2:25.677	55.975	38.144	51.558
13	2:02.364	45.865	32.939	43.560

**54 Jehan DARUVALA** IND  
FORTEC MOTORSPORTS

1	23:39.062 <b>B</b>	1:45.091	50.499	...
2	2:30.794	54.074	38.609	58.111
3	2:30.830	1:05.059	36.279	49.492
4	1:59.492	45.104	32.130	42.258
5	1:59.348	45.464	31.825	42.059
6	1:59.644	45.573	32.578	41.493
7	<span style="color: green;">1:56.735</span>	<span style="color: green;">44.363</span>	<span style="color: green;">31.308</span>	<span style="color: green;">41.064</span>
8	1:59.356	44.625	32.546	42.185
9	2:09.166	46.533	35.674	46.959
10	2:47.841	1:01.939	50.863	55.039



JEREZ  
FORMULA RENAULT 2.0 EUROCUP  
RACE 2

Chronological Analysis of Performances

■ Personal Best    **B** Crossing the finish line in pit lane    **S2** Time from 1st intermediate to 2nd intermediate  
■ Session Best    **S1** Time from finish line to 1st intermedia    **S3** Time from 2nd intermediate to finish line    **FY** Full Yellow Flag

Lap	Lap Time	S1	S2	S3	Lap	Lap Time	S1	S2	S3
11	2:43.979	1:02.015	46.314	55.650					
12	2:28.342	57.617	39.343	51.382					
13	1:59.000	45.092	31.989	41.919					

**58** Denis BULATOV RUS  
AVF

1	23:43.713 <b>B</b>	1:49.600	50.146	...
2	2:28.659	54.865	35.707	58.087
3	2:29.903	1:05.439	35.616	48.848
4	2:00.436	45.848	32.347	42.241
5	1:59.429	45.563	32.237	41.629
6	2:00.227	45.341	33.001	41.885
7	2:00.220	45.962	31.987	42.271
8	1:59.535	45.710	32.129	41.696
9	2:05.433	45.543	34.339	45.551
10	2:46.146	1:00.833	51.645	53.668
11	2:44.360	1:02.485	46.622	55.253
12	2:27.807	57.529	39.334	50.944
13	1:58.792	45.050	32.039	41.703

**59** Julien FALCHERO FRA  
GSK GRAND PRIX

1	23:40.405 <b>B</b>	1:46.216	50.308	...
2	2:29.943	54.498	37.628	57.817
3	2:30.846	1:05.447	35.850	49.549
4	2:00.365	45.875	32.264	42.226
5	2:01.900	46.510	33.122	42.268
6	2:01.139	46.120	32.492	42.527
7	2:00.035	45.644	31.790	42.601
8	2:00.410	45.414	32.763	42.233
9	2:10.386	49.958	35.949	44.479
10	2:42.295	57.007	52.249	53.039
11	2:43.833	1:02.682	48.936	52.215
12	2:26.664	56.515	38.630	51.519
13	2:00.738	45.829	32.360	42.549