


JEREZ
FORMULA RENAULT 2.0 EURO CUP
RACE 1

Chronological Analysis of Performances

■ Personal Best **B** Crossing the finish line in pit lane **S2** Time from 1st intermediate to 2nd intermediate
■ Session Best **S1** Time from finish line to 1st intermedia **S3** Time from 2nd intermediate to finish line **FY** Full Yellow Flag

Lap	Lap Time	S1	S2	S3	Lap	Lap Time	S1	S2	S3
2 Jake HUGHES GBR KOIRANEN GP					4	2:53.852	1:18.282	42.103	53.467
1	2:50.949	1:16.045	40.690	54.214	5	11:28.829 B	1:24.964	52.298	9:11.567
2	2:32.919	57.106	40.693	55.120	6	2:28.011	54.851	41.049	52.111
3	2:33.139	57.793	39.868	55.478	7	1:57.543	45.039	31.287	41.217
4	2:52.497	1:19.062	39.837	53.598	8	1:57.155	44.512	31.301	41.342
5	11:33.960 B	1:27.425	50.558	9:15.977	9	1:57.099	44.330	31.467	41.302
6	2:19.889	52.023	38.839	49.027	10	1:57.338	44.703	31.488	41.147
7	1:59.316	46.060	31.810	41.446	11	1:57.078	44.331	31.466	41.281
8	1:57.741	44.642	31.513	41.586	12	1:56.759	44.070	31.500	41.189
9	1:57.432	44.304	31.601	41.527	13	1:56.792	44.148	31.344	41.300
10	1:57.776	45.064	31.735	40.977					
11	1:56.674	44.093	31.431	41.150					
12	1:56.291	43.946	31.250	41.095					
13	1:56.869	44.303	31.457	41.109					
14	1:57.992	44.896	31.638	41.458					
3 Jack AITKEN GBR KOIRANEN GP					8 Valentin HASSE-CLOT FRA FORTEC MOTORSPORTS				
1	2:41.429	1:06.432	40.842	54.155	1	2:58.274	1:24.937	39.476	53.861
2	2:32.841	58.078	40.306	54.457	2	2:33.397	58.048	39.066	56.283
3	2:32.642	57.336	41.233	54.073	3	2:31.146	1:00.622	35.793	54.731
4	2:54.019	1:17.757	42.411	53.851	4	2:52.035	1:23.013	37.371	51.651
5	11:27.253 B	1:24.760	51.666	9:10.827	5	11:37.982 B	1:29.900	48.219	9:19.863
6	2:29.829	56.309	41.145	52.375	6	2:13.553	52.411	33.735	47.407
7	1:55.427	43.700	31.068	40.659	7	2:00.135	45.936	31.968	42.231
8	1:54.684	43.246	30.956	40.482	8	1:59.562	45.404	32.110	42.048
9	1:55.713	43.652	30.868	41.193					
10	1:55.257	43.554	30.872	40.831					
11	1:55.349	43.375	31.144	40.830					
12	1:55.292	43.403	31.010	40.879					
13	1:55.726	43.502	31.379	40.845					
14	1:56.251	43.771	31.387	41.093					
5 Martin KODRIC CRO FORTEC MOTORSPORTS					9 Ukyo SASAHARA JPN ART JUNIOR TEAM				
1	2:57.107	1:23.857	39.516	53.734	1	2:47.930	1:12.429	41.044	54.457
2	2:33.424	58.497	39.236	55.691	2	2:32.741	56.965	41.188	54.588
3	2:31.122	59.855	36.758	54.509	3	2:33.419	57.916	39.780	55.723
4	2:51.953	1:23.115	36.192	52.646	4	2:52.555	1:18.400	39.900	54.255
5	11:37.339 B	1:29.740	48.663	9:18.936	5	11:30.799 B	1:26.113	50.478	9:14.208
6	2:15.097	51.934	34.919	48.244	6	2:23.507	53.519	39.717	50.271
7	1:59.796	45.412	32.124	42.260	7	1:58.603	45.101	31.834	41.668
8	2:00.326	45.523	32.028	42.775	8	1:58.231	44.720	31.727	41.784
9	1:59.297	46.155	31.717	41.425	9	1:59.324	44.960	31.714	42.650
10	1:56.987	44.722	31.238	41.027	10	2:00.561	45.542	33.067	41.952
11	1:58.318	44.899	31.763	41.656	11	1:59.585	45.308	32.312	41.965
12	1:58.116	44.905	31.330	41.881	12	1:59.055	45.095	31.853	42.107
13	1:57.824	45.432	31.231	41.161	13	1:59.642	45.486	32.185	41.971
14	1:59.070	45.443	31.446	42.181	14	2:00.708	45.368	32.033	43.307
6 Ben BARNICOAT GBR FORTEC MOTORSPORTS					10 Darius OSKOUI SUI ART JUNIOR TEAM				
1	2:43.900	1:08.486	41.574	53.840	1	3:01.923	1:30.292	38.870	52.761
2	2:32.891	57.440	41.417	54.034	2	2:32.116	57.281	39.161	55.674
3	2:31.920	57.051	41.400	53.469	3	2:32.115	1:02.226	36.034	53.855
14 Louis DELÉTRAZ SUI JOSEF KAUFMANN RACING									
1	2:45.214	1:10.056	41.679	53.479					
2	2:33.352	57.313	41.467	54.572					
3	2:31.615	57.030	40.924	53.661					
4	2:53.676	1:18.155	42.204	53.317					
5	11:30.106 B	1:26.577	51.427	9:12.102					
6	2:26.163	54.227	40.576	51.360					
7	1:58.532	45.322	31.760	41.450					
8	1:57.281	44.636	31.447	41.198					
9	1:56.998	44.595	31.536	40.867					
10	1:57.140	44.526	31.421	41.193					



JEREZ
FORMULA RENAULT 2.0 EURO CUP
RACE 1

Chronological Analysis of Performances

■ Personal Best **B** Crossing the finish line in pit lane **S2** Time from 1st intermediate to 2nd intermediate
■ Session Best **S1** Time from finish line to 1st intermedia **S3** Time from 2nd intermediate to finish line **FY** Full Yellow Flag

Lap	Lap Time	S1	S2	S3	Lap	Lap Time	S1	S2	S3
11	1:57.124	44.424	31.591	41.109	11	1:56.900	44.395	31.273	41.232
12	1:57.068	44.329	31.349	41.390	12	1:57.280	44.384	31.243	41.653
13	1:58.522	44.682	32.200	41.640	13	1:58.504	45.027	31.896	41.581
14	1:58.082	44.726	31.846	41.510	14	1:58.006	44.748	31.617	41.641

15 **Kevin JÖRG** SUI
JOSEF KAUFMANN RACING

1	2:42.426	1:07.272	41.010	54.144
2	2:32.926	57.987	40.751	54.188
3	2:32.175	57.144	41.309	53.722
4	2:53.953	1:18.013	42.623	53.317
5	11:28.453 B	1:24.986	51.839	9:11.628
6	2:28.933	55.317	41.241	52.375
7	1:57.161	44.402	31.457	41.302
8	1:57.292	44.241	31.515	41.536
9	1:57.104	44.214	31.311	41.579
10	1:56.688	43.903	31.273	41.512
11	1:57.257	44.378	31.490	41.389
12	1:57.075	44.240	31.367	41.468
13	1:57.118	44.213	31.397	41.508
14	1:57.821	44.306	31.589	41.926

20 **Hugo DE SADELEER** SUI
TECH 1 RACING

1	3:00.740	1:28.077	39.376	53.287
2	3:48.333 B	1:13.012	37.468	1:57.853
3	2:02.701	48.857	32.142	41.702
4	2:11.728	48.071	33.591	50.066
5	11:47.315 B	1:29.734	47.776	9:29.805
6	2:03.689	49.511	32.417	41.761
7	1:57.731	44.664	31.710	41.357
8	1:59.641	45.256	32.518	41.867
9	1:58.699	45.649	31.766	41.284
10	1:58.614	45.084	31.955	41.575
11	1:58.945	45.407	31.839	41.699
12	1:58.982	45.095	32.014	41.873
13	1:58.331	44.768	32.022	41.541
14	2:00.200	45.136	32.627	42.437

17 **Dennis OLSEN** NOR
MANOR MP MOTORSPORT

1	2:46.198	1:11.559	41.054	53.585
2	2:33.302	57.224	41.540	54.538
3	2:32.347	57.288	40.614	54.445
4	2:53.185	1:17.574	41.774	53.837
5	11:30.373 B	1:25.828	51.583	9:12.962
6	2:25.381	53.385	40.572	51.424
7	1:59.308	45.972	31.958	41.378
8	1:58.161	44.923	31.633	41.605
9	1:57.909	44.990	31.733	41.186
10	1:57.051	44.722	31.332	40.997
11	1:56.930	44.577	31.301	41.052
12	1:57.238	44.384	31.390	41.464
13	1:57.920	44.798	31.637	41.485
14	3:14.699	44.656	1:47.636	42.407

21 **Simon GACHET** FRA
TECH 1 RACING

1	2:55.243	1:20.602	40.201	54.440
2	2:33.207	58.010	39.277	55.920
3	2:31.333	58.181	37.813	55.339
4	2:51.701	1:21.556	36.850	53.295
5	11:34.967 B	1:28.079	49.851	9:17.037
6	2:17.957	51.161	38.193	48.603
7	2:00.332	46.041	32.364	41.927
8	1:59.639	46.130	32.047	41.462
9	1:58.250	45.103	31.868	41.279
10	1:58.728	45.130	31.970	41.628
11	1:58.483	45.028	31.983	41.472
12	1:58.672	44.878	32.083	41.711
13	2:14.644	46.097	46.777	41.770
14	1:58.333	45.129	31.864	41.340

18 **Bruno BAPTISTA** BRA
MANOR MP MOTORSPORT


1	2:53.112	1:17.814	40.679	54.619
2	2:33.316	57.429	39.689	56.198
3	2:31.825	58.104	38.190	55.531

22 **Antoine HUBERT** FRA
TECH 1 RACING

1	2:55.841	1:21.838	39.971	54.032
2	2:33.205	58.065	39.420	55.720
3	2:31.433	58.531	37.746	55.156
4	2:51.791	1:22.271	36.219	53.301
5	11:35.752 B	1:28.660	49.279	9:17.813
6	2:16.628	50.466	38.000	48.162
7	1:59.635	45.518	32.232	41.885
8	1:59.105	45.479	31.903	41.723
9	1:57.134	44.576	31.186	41.372
10	1:57.474	44.607	31.279	41.588
11	1:57.613	45.000	31.203	41.410
12	1:56.982	44.315	31.260	41.407
13	1:57.018	44.281	31.380	41.357
14	1:57.811	44.617	31.693	41.501

19 **Ignazio D'AGOSTO** ITA
MANOR MP MOTORSPORT

1	2:44.559	1:09.363	41.322	53.874
2	2:32.917	57.540	41.175	54.202
3	2:32.213	57.123	41.208	53.882
4	2:53.657	1:17.865	42.012	53.780
5	11:29.233 B	1:25.691	51.556	9:11.986
6	2:27.158	54.250	41.165	51.743
7	1:57.864	44.997	31.629	41.238
8	1:57.159	44.430	31.320	41.409
9	1:57.023	44.226	31.391	41.406
10	1:57.729	44.818	31.525	41.386




JEREZ
FORMULA RENAULT 2.0 EURO CUP
RACE 1

Chronological Analysis of Performances

■ Personal Best **B** Crossing the finish line in pit lane **S2** Time from 1st intermediate to 2nd intermediate
■ Session Best **S1** Time from finish line to 1st intermedia **S3** Time from 2nd intermediate to finish line **FY** Full Yellow Flag

Lap	Lap Time	S1	S2	S3	Lap	Lap Time	S1	S2	S3			
25 Amaury RICHARD FRA ARTA ENGINEERING					36 Thiago VIVACQUA BRA J.D. MOTORSPORT SRL							
1	3:02.746	1:26.688	40.084	55.974	1	2:54.826	1:19.877	40.266	54.683			
26 James ALLEN AUS ARTA ENGINEERING					2 2:33.128 57.832 39.264 56.032							
1	2:58.939	1:25.676	39.614	53.649	3	2:31.330	57.574	38.279	55.477			
2	2:33.215	58.036	38.971	56.208	4	2:51.186	1:21.433	36.720	53.033			
3	2:31.361	1:00.779	35.877	54.705	5	11:34.689 B	1:27.466	50.738	9:16.485			
4	2:52.087	1:22.943	37.352	51.792	6	2:19.042	51.558	38.076	49.408			
5	11:40.103 B	1:30.089	48.206	9:21.808	7	2:00.347	45.535	32.401	42.411			
6	2:11.876	50.361	33.808	47.707	8	1:59.551	45.709	32.236	41.606			
7	1:59.315	45.008	32.196	42.111	9	2:05.094	51.719	31.750	41.625			
8	1:59.662	45.324	32.101	42.237	10	1:57.728	44.639	31.688	41.401			
9	1:56.962	44.368	31.283	41.311	11	1:57.770	44.741	31.627	41.402			
10	1:58.207	44.761	31.758	41.688	12	1:57.529	44.571	31.738	41.220			
11	1:58.719	45.317	31.708	41.694	13	1:57.625	44.496	31.692	41.437			
12	1:58.896	45.399	31.671	41.826	14	1:58.340	44.718	31.612	42.010			
13	1:58.761	45.422	31.999	41.340	37 Alexey KORNEEV RUS J.D. MOTORSPORT SRL							
14	1:59.983	44.685	31.646	43.652	1	2:49.371	1:13.796	41.064	54.511			
27 Harrison SCOTT GBR AVF					2 2:32.293 56.854 40.881 54.558							
1	2:56.149	1:22.564	39.968	53.617	3	2:33.479	57.838	39.976	55.665			
2	2:33.431	58.619	39.218	55.594	4	2:52.417	1:18.306	40.343	53.768			
3	2:31.449	59.125	37.574	54.750	5	11:33.131 B	1:26.929	50.629	9:15.573			
4	2:52.018	1:22.812	36.032	53.174	6	2:22.179	52.814	38.964	50.401			
5	11:36.551 B	1:29.283	48.658	9:18.610	7	2:01.012	46.540	32.316	42.156			
6	2:15.533	50.601	36.806	48.126	8	1:59.489	45.614	31.943	41.932			
7	2:00.112	45.751	32.416	41.945	9	1:58.999	45.583	31.881	41.535			
8	1:59.663	45.240	32.684	41.739	10	1:58.318	44.892	31.932	41.494			
9	1:59.910	46.691	31.991	41.228	11	1:58.662	45.442	31.829	41.391			
10	1:58.526	45.839	31.501	41.186	12	1:58.686	44.794	32.075	41.817			
11	1:57.992	44.715	31.759	41.518	13	1:58.471	45.119	31.796	41.556			
12	1:58.254	44.965	31.733	41.556	14	2:01.269	45.258	32.314	43.697			
13	1:58.935	45.395	32.146	41.394	48 Daniel PRONENKO UKR BVM SRL							
14	1:58.569	44.701	31.665	42.203	1	2:59.247	1:26.041	39.990	53.216			
35 Matevos ISAAKYAN RUS J.D. MOTORSPORT SRL					2 2:33.575 58.272 39.001 56.302							
1	2:50.164	1:15.121	40.513	54.530	3	2:31.609	1:01.365	35.190	55.054			
2	2:32.559	56.942	40.768	54.849	4	2:52.513	1:23.016	37.320	52.177			
3	2:33.334	57.721	39.708	55.905	5	11:40.006 B	1:30.086	47.840	9:22.080			
4	2:52.357	1:18.406	40.194	53.757	6	2:10.900	49.957	33.635	47.308			
5	11:33.634 B	1:26.929	50.766	9:15.939	7	2:01.146	45.308	34.222	41.616			
6	2:20.943	52.243	38.833	49.867	8	1:58.387	44.575	32.199	41.613			
7	1:58.288	45.570	31.364	41.354	9	1:59.180	45.274	32.247	41.659			
8	1:57.474	44.264	31.681	41.529	10	1:58.085	44.848	31.907	41.330			
9	1:58.652	44.830	31.886	41.936	11	1:58.375	44.903	31.838	41.634			
10	1:58.779	45.290	32.368	41.121	12	1:58.463	44.756	32.032	41.675			
11	1:57.284	44.364	31.361	41.559	13	1:59.417	44.927	32.778	41.712			
12	1:56.587	44.147	31.387	41.053	14	1:58.875	44.915	31.962	41.998			
13	1:56.837	44.176	31.749	40.912	49 Max DEFOURNY BEL ART JUNIOR TEAM							
14	1:57.335	44.501	31.505	41.329	1	2:51.654	1:16.539	40.907	54.208			
					2 style="background-color: #c8e6c9;">2:32.941					57.247	40.444	55.250



JEREZ
FORMULA RENAULT 2.0 EUROCUP
RACE 1

Chronological Analysis of Performances

■ Personal Best **B** Crossing the finish line in pit lane **S2** Time from 1st intermediate to 2nd intermediate
■ Session Best **S1** Time from finish line to 1st intermedia **S3** Time from 2nd intermediate to finish line **FY** Full Yellow Flag

Lap	Lap Time	S1	S2	S3	Lap	Lap Time	S1	S2	S3
51 Vasily ROMANOV RUS CRAM MOTORSPORT					4	2:54.147	1:23.550	38.071	52.526
1	2:53.792	1:18.760	40.651	54.381	5	11:40.736 B	1:28.459	47.456	9:24.821
2	2:33.445	57.648	39.594	56.203	6	2:07.902	50.662	33.218	44.022
3	4:02.479	2:47.906	32.732	41.841	7	2:01.598	46.069	33.350	42.179
4	10:32.947 B	49.256	33.146	9:10.545	8	2:00.256	45.917	32.614	41.725
5	2:49.120 B	51.542	32.048	1:25.530	9	2:00.973	46.477	32.530	41.966
6	2:03.895	49.462	32.503	41.930	10	1:59.557	45.551	32.179	41.827
7	1:58.531	45.143	31.874	41.514	11	1:59.408	45.594	32.218	41.596
8	1:58.919	45.395	31.997	41.527	12	1:59.283	45.362	32.249	41.672
9	2:00.063	45.100	32.771	42.192	13	1:59.351	45.413	32.244	41.694
10	1:59.602	45.477	32.134	41.991	14	2:00.209	45.766	32.474	41.969
11	1:59.706	45.170	32.166	42.370					
12	1:59.264	45.323	31.975	41.966					
13	1:59.351	45.011	32.264	42.076					
14	1:59.789	45.586	31.990	42.213					
54 Jehan DARUVALA IND FORTEC MOTORSPORTS									
1	3:01.103	1:29.503	38.779	52.821					
2	2:32.161	57.257	39.110	55.794					
3	2:31.893	1:02.335	35.033	54.525					
4	2:53.542	1:23.187	37.283	53.072					
5	11:41.255 B	1:29.539	47.515	9:24.201					
6	2:08.800	50.350	31.756	46.694					
7	1:58.993	45.408	31.972	41.613					
8	1:58.856	45.402	31.656	41.798					
9	2:01.390	48.136	31.659	41.595					
10	1:59.791	45.537	32.672	41.582					
11	1:58.307	45.226	31.694	41.387					
12	1:58.470	45.219	31.702	41.549					
13	1:58.803	45.105	31.949	41.749					
14	1:58.955	44.981	32.139	41.835					
58 Denis BULATOV RUS AVF									
1	3:03.587	1:32.451	38.701	52.435					
2	2:32.614	57.776	39.059	55.779					
3	2:31.460	1:02.684	35.328	53.448					
4	2:54.137	1:23.677	39.279	51.181					
5	11:41.863 B	1:29.450	47.449	9:24.964					
6	2:06.367	51.345	33.215	41.807					
7	1:59.693	45.635	32.316	41.742					
8	1:58.879	44.920	32.137	41.822					
9	2:00.924	46.555	32.200	42.169					
10	1:59.143	45.472	32.083	41.588					
11	1:58.741	45.069	31.968	41.704					
12	1:58.628	45.015	31.975	41.638					
13	1:58.148	44.827	31.803	41.518					
14	1:58.603	44.937	31.916	41.750					
59 Julien FALCHERO FRA GSK GRAND PRIX									
1	3:02.797	1:30.944	38.864	52.989					
2	2:31.881	57.249	39.360	55.272					
3	2:31.939	1:02.847	35.531	53.561					