

JEREZ
FORMULA RENAULT 2.0 EUROCUP
COLLECTIVE TEST 1

Chronological Analysis of Performances

■ Personal Best **B** Crossing the finish line in pit lane **S2** Time from 1st intermediate to 2nd intermediate
■ Session Best **S1** Time from finish line to 1st intermedia **S3** Time from 2nd intermediate to finish line **FY** Full Yellow Flag

Lap	Lap Time	S1	S2	S3
2 Jake HUGHES GBR KOIRANEN GP				
1	2:25.025	1:12.880	32.212	39.933
2	1:54.595	45.505	30.553	38.537
3	1:50.798	43.055	29.723	38.020
4	1:52.059	42.645	29.432	39.982
5	1:48.445	41.642	29.115	37.688
6	4:27.689 B	41.448	29.232	3:17.009
7	1:54.627	47.558	29.389	37.680
8	1:43.717	39.531	27.806	36.380
9	1:48.397	41.815	29.006	37.576
10	1:42.394	39.316	27.443	35.635
11	1:42.263	39.124	27.414	35.725
12	1:45.108	39.192	28.266	37.650
13	1:42.358	39.157	27.522	35.679
14	14:05.352 B	39.144	27.455	...
15	1:48.558	44.402	28.058	36.098
16	1:42.552	39.358	27.460	35.734
17	1:42.174	39.226	27.386	35.562
18	1:42.066	39.131	27.399	35.536
19	1:42.296	39.276	27.347	35.673

Lap	Lap Time	S1	S2	S3
3 Jack AITKEN GBR KOIRANEN GP				
1	2:23.766	1:10.137	33.396	40.233
2	1:55.221	44.298	31.678	39.245
3	1:50.694	42.615	29.312	38.767
4	2:01.614	46.993	33.665	40.956
5	1:48.830	41.768	29.302	37.760
6	6:03.662 B	41.199	28.682	4:53.781
7	1:52.499	47.348	28.882	36.269
8	1:42.418	39.562	27.333	35.523
9	1:42.008	39.076	27.429	35.503
10	1:42.173	39.184	27.395	35.594
11	1:42.034	39.264	27.337	35.433
12	1:42.086	39.140	27.342	35.604
13	1:42.541	39.083	27.482	35.976
14	14:29.825 B	39.226	27.818	...
15	1:50.927	45.360	28.962	36.605
16	1:42.740	39.309	27.592	35.839
17	1:43.732	39.097	27.388	37.247


Lap	Lap Time	S1	S2	S3
5 Martin KODRIC CRO FORTEC MOTORSPORTS				
1	3:53.500	2:41.961	31.055	40.484
2	1:50.875	42.467	29.766	38.642
3	9:10.568 B	42.557	30.085	7:57.926
4	2:02.351	51.957	30.818	39.576
5	1:47.266	41.772	28.599	36.895
6	1:45.546	39.833	27.854	37.859
7	1:42.927	39.548	27.458	35.921
8	1:42.564	39.312	27.419	35.833
9	1:42.470	39.362	27.402	35.706
10	1:42.746	39.337	27.454	35.955
11	9:36.845 B	39.345	28.045	8:29.455
12	1:52.416	46.412	29.369	36.635
13	1:42.822	39.567	27.567	35.688

Lap	Lap Time	S1	S2	S3
14	1:46.652	40.635	29.553	36.464
15	1:42.865	39.531	27.535	35.799
16	1:42.484	39.315	27.470	35.699
17	1:42.613	39.385	27.485	35.743
18	1:42.911	39.387	27.612	35.912
19	1:42.828	39.392	27.533	35.903

Lap	Lap Time	S1	S2	S3
6 Ben BARNICOAT GBR FORTEC MOTORSPORTS				
1	12:20.473	...	33.968	38.180
2	1:45.549	40.652	28.028	36.869
3	1:42.309	39.135	27.438	35.736
4	1:44.557	39.101	27.652	37.804
5	1:42.160	39.152	27.318	35.690
6	5:34.280 B	40.608	27.629	4:26.043
7	1:55.965	48.277	29.923	37.765
8	1:42.701	39.442	27.521	35.738
9	1:42.270	39.268	27.372	35.630
10	7:47.644 B	39.358	27.648	6:40.638
11	1:46.142	42.592	27.595	35.955
12	1:42.534	39.280	27.557	35.697
13	1:42.026	39.168	27.281	35.577
14	1:41.630	38.953	27.186	35.491
15	1:51.323	44.183	30.969	36.171
16	1:43.730	39.100	28.505	36.125
17	1:42.017	39.141	27.294	35.582

Lap	Lap Time	S1	S2	S3
8 Valentin HASSE-CLOT FRA FORTEC MOTORSPORTS				
1	4:03.770	2:50.873	32.739	40.158
2	1:50.895	43.654	29.855	37.386
3	1:44.886	40.085	28.294	36.507
4	1:43.593	39.863	27.730	36.000
5	1:43.751	39.637	27.801	36.313
6	1:43.821	40.118	27.699	36.004
7	1:43.696	39.647	27.853	36.196
8	1:45.610	39.812	28.858	36.940
9	1:43.801	39.813	27.841	36.147
10	5:53.454 B	39.974	28.011	4:45.469
11	1:49.597	44.926	28.128	36.543
12	1:43.777	39.854	27.787	36.136
13	1:43.735	39.840	27.872	36.023
14	1:43.590	39.753	27.813	36.024
15	7:10.744 B	40.282	27.856	6:02.606
16	1:55.567	48.501	29.794	37.272
17	1:45.285	40.916	28.364	36.005
18	1:42.487	39.275	27.450	35.762
19	1:42.458	39.301	27.308	35.849
20	1:42.167	39.159	27.436	35.572
21	1:42.330	39.219	27.455	35.656
22	1:42.306	39.156	27.378	35.772

Lap	Lap Time	S1	S2	S3
9 Ukyo SASAHARA JPN ART JUNIOR TEAM				
1	3:24.956	2:10.131	32.503	42.322
2	1:50.362	42.421	29.597	38.344
3	1:44.324	40.052	28.098	36.174
4	1:42.444	39.333	27.582	35.529



JEREZ
FORMULA RENAULT 2.0 EUROCUP
COLLECTIVE TEST 1

Chronological Analysis of Performances

■ Personal Best **B** Crossing the finish line in pit lane **S2** Time from 1st intermediate to 2nd intermediate
■ Session Best **S1** Time from finish line to 1st intermedia **S3** Time from 2nd intermediate to finish line **FY** Full Yellow Flag

Lap	Lap Time	S1	S2	S3	Lap	Lap Time	S1	S2	S3
5	1:42.472	39.167	27.487	35.818	17	1:43.146	39.551	27.676	35.919
6	1:42.346	39.176	27.459	35.711	18	1:44.032	40.429	27.671	35.932
7	1:42.603	39.378	27.553	35.672	19	1:43.150	39.466	27.857	35.827
8	1:52.209	41.683	34.589	35.937	20	1:43.192	39.586	27.618	35.988
9	1:42.365	39.216	27.368	35.781					
10	6:53.784 B	40.826	28.247	5:44.711					
11	1:48.560	44.895	27.780	35.885					
12	1:43.137	39.167	28.154	35.816					
13	1:42.277	39.170	27.416	35.691					
14	1:43.213	39.736	27.602	35.875					
15	12:08.950 B	39.016	27.610	...					
16	1:57.325	50.257	29.862	37.206					
17	1:40.487	38.718	26.853	34.916					
18	1:40.644	38.689	26.979	34.976					
19	1:41.020	38.580	27.154	35.286					

10 **Darius OSKOU** SUI
ART JUNIOR TEAM

1	2:38.825	1:31.063	29.922	37.840
2	1:45.557	40.859	28.213	36.485
3	1:52.006	46.316	29.560	36.130
4	1:43.354	39.601	27.645	36.108
5	1:42.968	39.422	27.612	35.934
6	1:44.282	40.173	27.972	36.137
7	1:43.641	39.740	27.930	35.971
8	1:43.743	39.687	28.012	36.044
9	6:49.305 B	39.580	27.842	5:41.883
10	1:50.079	46.184	27.845	36.050
11	1:43.412	39.584	27.830	35.998
12	1:43.134	39.530	27.753	35.851
13	1:42.935	39.445	27.782	35.708
14	1:44.252	40.179	27.973	36.100
15	9:42.741 B	39.484	27.803	8:35.454
16	1:51.240	47.238	27.961	36.041
17	1:48.101	39.752	29.886	38.463
18	1:48.642	39.497	27.744	41.401
19	1:43.337	39.602	27.819	35.916
20	1:43.266	39.469	27.808	35.989
21	1:42.911	39.439	27.796	35.676

14 **Louis DELÉTRAZ** SUI
JOSEF KAUFMANN RACING

1	9:11.887	8:02.336	30.993	38.558
2	1:43.649	39.926	27.753	35.970
3	1:43.325	39.703	27.757	35.865
4	1:43.597	39.494	27.712	36.391
5	1:57.818	41.714	33.130	42.974
6	1:48.069	44.481	27.757	35.831
7	1:43.305	39.620	27.799	35.886
8	1:42.997	39.420	27.625	35.952
9	6:01.962 B	39.620	27.753	4:54.589
10	1:47.081	42.723	27.691	36.667
11	1:43.263	39.643	27.685	35.935
12	5:57.891 B	39.613	27.604	4:50.674
13	1:49.948	42.956	27.926	39.066
14	1:43.214	39.530	27.661	36.023
15	1:43.039	39.523	27.597	35.919
16	1:44.147	39.917	27.827	36.403

15 **Kevin JÖRG** SUI
JOSEF KAUFMANN RACING


1	9:06.053	7:54.096	29.554	42.403
2	1:43.974	40.158	27.842	35.974
3	1:43.370	39.805	27.667	35.898
4	1:42.783	39.382	27.772	35.629
5	1:42.607	39.291	27.516	35.800
6	1:42.389	39.360	27.403	35.626
7	8:51.719 B	39.253	27.539	7:44.927
8	1:53.432	49.117	28.021	36.294
9	1:42.746	39.296	27.425	36.025
10	1:42.828	39.410	27.640	35.778
11	1:42.788	39.395	27.513	35.880
12	1:43.161	39.460	27.696	36.005
13	7:32.302 B	39.390	27.778	6:25.134
14	1:57.727	49.132	30.995	37.600
15	1:43.410	39.525	27.552	36.333
16	1:42.807	39.296	27.553	35.958
17	1:42.990	39.390	27.695	35.905
18	1:42.958	39.424	27.581	35.953

17 **Dennis OLSEN** NOR
MANOR MP MOTORSPORT

1	2:27.541	1:20.195	29.714	37.632
2	1:45.457	40.674	28.203	36.580
3	1:43.897	39.769	27.907	36.221
4	1:43.893	39.707	27.876	36.310
5	1:44.195	40.060	27.930	36.205
6	1:44.660	40.253	28.213	36.194
7	1:43.932	39.937	27.868	36.127
8	1:43.329	39.769	27.625	35.935
9	14:50.394 B	39.795	27.780	...
10	1:56.600	48.397	29.564	38.639
11	1:43.186	39.725	27.535	35.926
12	1:43.362	39.598	27.858	35.906
13	1:42.879	39.433	27.538	35.908
14	7:08.802 B	39.602	27.697	6:01.503
15	1:51.559	43.239	29.117	39.203
16	1:43.627	40.109	27.696	35.822
17	1:42.944	39.556	27.586	35.802
18	1:42.885	39.455	27.478	35.952

18 **Bruno BAPTISTA** BRA
MANOR MP MOTORSPORT

1	27:03.981	...	31.469	37.507
2	1:45.062	40.467	28.180	36.415
3	1:43.958	40.071	27.704	36.183
4	1:43.513	39.821	27.599	36.093
5	1:43.721	39.815	27.725	36.181
6	1:43.427	39.710	27.622	36.095
7	5:25.085 B	39.801	28.117	4:17.167
8	1:48.061	43.123	27.902	37.036
9	1:45.538	39.710	27.495	38.333



JEREZ
FORMULA RENAULT 2.0 EUROCUP
COLLECTIVE TEST 1

Chronological Analysis of Performances

■ Personal Best **B** Crossing the finish line in pit lane **S2** Time from 1st intermediate to 2nd intermediate
■ Session Best **S1** Time from finish line to 1st intermedia **S3** Time from 2nd intermediate to finish line **FY** Full Yellow Flag

Lap	Lap Time	S1	S2	S3	Lap	Lap Time	S1	S2	S3
10	1:43.658	39.720	27.675	36.263	11	1:42.999	39.507	27.660	35.832
11	1:42.824	39.470	27.473	35.881	12	11:23.872 B	39.426	28.278	...
12	1:43.945	39.939	27.686	36.320	13	1:52.713	47.247	29.218	36.248
13	1:43.227	39.630	27.634	35.963	14	1:42.753	39.478	27.295	35.980
					15	1:40.510	38.519	26.876	35.115
					16	1:41.321	38.649	27.199	35.473

19 **Ignazio D'AGOSTO** ITA
MANOR MP MOTORSPORT

1	15:08.552 B	2:32.867	35.955	...
2	2:00.187	50.221	30.431	39.535
3	1:47.871	41.940	28.616	37.315
4	1:43.745	39.978	27.528	36.239
5	1:46.683	41.889	28.432	36.362
6	1:43.547	39.607	27.629	36.311
7	1:43.437	39.669	27.532	36.236
8	1:43.044	39.676	27.584	35.784
9	7:55.905 B	39.567	29.319	6:47.019
10	1:51.904	45.391	28.191	38.322
11	1:43.666	39.658	27.900	36.108
12	1:43.689	39.704	27.736	36.249
13	1:43.447	39.712	27.737	35.998
14	1:43.008	39.441	27.565	36.002
15	1:43.140	39.513	27.662	35.965
16	1:42.885	39.424	27.578	35.883
17	1:42.681	39.252	27.454	35.975
18	1:43.966	39.873	28.140	35.953

20 **Hugo DE SADELEER** SUI
TECH 1 RACING

1	7:53.526	6:42.587	31.347	39.592
2	1:46.380	41.315	28.408	36.657
3	1:43.076	39.582	27.539	35.955
4	1:42.926	39.530	27.659	35.737
5	1:42.878	39.391	27.475	36.012
6	1:47.652	41.046	29.493	37.113
7	1:42.809	39.343	27.707	35.759
8	6:24.523 B	39.807	27.860	5:16.856
9	1:55.313	47.797	28.598	38.918
10	1:44.259	39.970	27.994	36.295
11	1:43.643	39.731	27.804	36.108
12	1:43.436	39.652	27.657	36.127
13	6:49.506 B	39.623	27.651	5:42.232
14	2:03.370	52.872	30.691	39.807
15	1:55.533	50.288	28.109	37.136
16	1:41.313	38.786	27.278	35.249
17	1:43.297	38.695	27.360	37.242

21 **Simon GACHET** FRA
TECH 1 RACING

1	7:36.883	6:29.134	30.315	37.434
2	1:45.441	40.816	28.282	36.343
3	1:43.116	39.703	27.571	35.842
4	1:42.840	39.398	27.576	35.866
5	1:43.294	39.922	27.559	35.813
6	1:43.032	39.338	27.497	36.197
7	1:42.869	39.355	27.620	35.894
8	6:26.262 B	39.863	27.778	5:18.621
9	1:46.610	42.422	27.987	36.201
10	1:42.965	39.607	27.536	35.822

22 **Anthoine HUBERT** FRA
TECH 1 RACING


1	8:46.440	7:38.677	30.220	37.543
2	1:44.594	40.712	27.939	35.943
3	1:44.136	40.363	28.102	35.671
4	1:42.246	39.241	27.493	35.512
5	1:42.264	39.042	27.540	35.682
6	1:50.705	39.305	35.241	36.159
7	1:42.733	39.320	27.770	35.643
8	7:06.345 B	39.231	27.694	5:59.420
9	1:49.570	44.067	29.307	36.196
10	1:43.599	39.396	27.843	36.360
11	1:42.755	39.464	27.611	35.680
12	1:42.647	39.308	27.631	35.708
13	8:31.973 B	39.258	27.546	7:25.169
14	1:51.669	46.154	28.786	36.729
15	1:44.473	39.363	27.416	37.694
16	1:40.409	38.471	26.936	35.002
17	1:40.600	38.541	27.008	35.051
18	3:02.121 B	41.205	31.464	1:49.452

25 **Amaury RICHARD** FRA
ARTA ENGINEERING

1	12:47.959	...	29.884	37.613
2	1:44.645	40.491	27.922	36.232
3	1:42.647	39.345	27.464	35.838
4	1:43.112	39.525	27.606	35.981
5	1:43.315	39.295	27.768	36.252
6	1:43.009	39.504	27.647	35.858
7	1:43.496	39.562	27.608	36.326
8	17:14.509 B	39.439	27.605	...
9	1:52.170	47.995	27.866	36.309
10	1:40.615	38.650	26.817	35.148
11	1:44.591	38.937	27.103	38.551

26 **James ALLEN** AUS
ARTA ENGINEERING

1	12:37.174	...	29.479	37.481
2	1:44.667	40.251	27.919	36.497
3	1:43.115	39.494	27.460	36.161
4	1:42.737	39.301	27.574	35.862
5	1:42.817	39.531	27.444	35.842
6	1:42.993	39.518	27.640	35.835
7	1:42.692	39.299	27.345	36.048
8	15:55.460 B	39.627	28.070	...
9	1:48.935	45.557	27.554	35.824
10	1:41.113	38.959	26.971	35.183
11	1:45.309	40.606	28.775	35.928
12	1:41.772	38.802	27.395	35.575
13	1:41.989	38.929	27.122	35.938




JEREZ
FORMULA RENAULT 2.0 EUROCUP
COLLECTIVE TEST 1

Chronological Analysis of Performances

■ Personal Best **B** Crossing the finish line in pit lane **S2** Time from 1st intermediate to 2nd intermediate
■ Session Best **S1** Time from finish line to 1st intermedia **S3** Time from 2nd intermediate to finish line **FY** Full Yellow Flag

Lap	Lap Time	S1	S2	S3	Lap	Lap Time	S1	S2	S3
27 Harrison SCOTT GBR AVF									
1	3:29.523	2:17.020	32.789	39.714					
2	1:50.765	41.879	28.887	39.999					
3	1:44.655	40.075	28.130	36.450					
4	1:43.531	39.769	27.691	36.071					
5	1:44.360	39.543	27.883	36.934					
6	1:43.846	39.537	28.017	36.292					
7	1:43.287	39.418	27.813	36.056					
8	1:43.423	39.560	27.805	36.058					
9	5:30.355 B	39.537	27.894	4:22.924					
10	1:53.531	48.572	28.783	36.176					
11	1:43.429	39.444	27.752	36.233					
12	1:43.228	39.524	27.753	35.951					
13	1:43.190	39.439	27.760	35.991					
14	7:21.839 B	40.270	27.662	6:13.907					
15	1:52.433	46.601	28.391	37.441					
16	1:43.667	39.604	27.728	36.335					
17	4:17.119 B	39.633	27.673	3:09.813					
18	1:59.089	48.052	30.159	40.878					
19	1:42.457	39.433	27.447	35.577					
20	1:41.962	39.180	27.225	35.557					
35 Matevos ISAAKYAN RUS J.D. MOTORSPORT SRL									
1	12:25.713	...	29.058	36.646					
2	1:42.831	39.580	27.704	35.547					
3	1:43.064	39.763	27.750	35.551					
4	1:42.061	39.231	27.373	35.457					
5	1:42.151	39.109	27.428	35.614					
6	1:42.012	39.086	27.369	35.557					
7	14:08.282 B	39.379	27.460	...					
8	1:50.894	47.056	27.937	35.901					
9	1:43.172	39.318	27.332	36.522					
10	1:41.775	39.206	27.274	35.295					
11	1:41.626	39.102	27.089	35.435					
12	1:43.638	38.897	27.423	37.318					
13	1:41.229	38.792	27.153	35.284					
37 Alexey KORNEEV RUS J.D. MOTORSPORT SRL									
1	14:07.469	...	32.606	39.421					
2	1:46.089	40.609	28.951	36.529					
3	1:43.434	39.729	27.641	36.064					
4	1:42.789	39.427	27.406	35.956					
5	1:42.975	39.407	27.612	35.956					
6	1:43.112	39.529	27.608	35.975					
7	1:43.240	39.499	27.689	36.052					
8	12:09.092 B	39.734	27.937	...					
9	1:55.011	48.737	29.473	36.801					
10	1:43.245	39.831	27.520	35.894					
11	1:42.059	39.267	27.383	35.409					
12	1:46.324	39.085	27.645	39.594					
13	1:42.104	39.056	27.364	35.684					
14	1:41.847	39.010	27.292	35.545					
15	1:41.976	39.050	27.377	35.549					
48 Daniel PRONENKO UKR BVM SRL									
1	8:10.919	7:02.195	30.058	38.666					
2	1:46.091	40.756	28.594	36.741					
3	1:45.282	40.569	28.105	36.608					
4	1:44.430	40.097	27.971	36.362					
5	1:44.468	39.949	28.091	36.428					
6	1:44.980	39.991	28.179	36.810					
7	1:44.364	39.975	27.956	36.433					
8	8:02.024 B	39.914	28.125	6:53.985					
9	1:48.246	43.280	28.288	36.678					
10	1:44.544	39.838	28.138	36.568					
11	1:44.352	39.988	27.920	36.444					
12	1:46.505	39.896	28.321	38.288					
13	5:11.977 B	40.208	28.301	4:03.468					
14	1:52.102	47.132	28.799	36.171					
15	1:43.553	39.759	27.934	35.860					
16	1:43.063	39.547	27.633	35.883					
17	1:42.856	39.377	27.506	35.973					
18	1:46.324	39.401	27.723	39.200					
19	1:43.506	39.703	27.777	36.026					
36 Thiago VIVACQUA BRA J.D. MOTORSPORT SRL									
1	14:56.262	...	31.605	37.315					
2	1:43.765	40.055	27.748	35.962					
3	1:42.549	39.343	27.608	35.598					
4	1:42.688	39.602	27.428	35.658					
5	1:43.159	39.458	27.488	36.213					
6	1:42.366	39.207	27.465	35.694					
7	10:14.219 B	39.349	27.489	9:07.381					
8	1:51.700	42.981	27.892	40.827					
9	1:42.774	39.431	27.526	35.817					
10	1:42.679	39.453	27.439	35.787					
11	1:42.485	39.332	27.353	35.800					
12	4:56.823 B	39.332	27.370	3:50.121					
13	1:48.903	43.412	28.091	37.400					
14	1:42.794	39.451	27.454	35.889					
15	1:42.624	39.358	27.480	35.786					
49 Max DEFOURNY BEL ART JUNIOR TEAM									
1	3:41.687	2:33.342	30.829	37.516					
2	1:44.439	40.434	28.023	35.982					
3	1:42.525	39.362	27.491	35.672					
4	1:42.526	39.376	27.470	35.680					
5	1:42.795	39.291	27.480	36.024					
6	8:51.470 B	39.428	27.722	7:44.320					
7	1:46.140	42.817	27.544	35.779					
8	1:42.963	39.609	27.650	35.704					
9	1:47.475	39.493	27.984	39.998					
10	1:43.869	40.031	27.919	35.919					
11	3:37.407 B	39.483	27.876	2:30.048					
12	1:52.490	48.820	27.495	36.175					
13	8:38.596 B	39.473	27.444	7:31.679					
14	2:11.377	58.362	33.762	39.253					
15	1:40.408	38.734	26.989	34.685					



JEREZ
FORMULA RENAULT 2.0 EUROCUP
COLLECTIVE TEST 1

Chronological Analysis of Performances

■ Personal Best **B** Crossing the finish line in pit lane **S2** Time from 1st intermediate to 2nd intermediate
■ Session Best **S1** Time from finish line to 1st intermedia **S3** Time from 2nd intermediate to finish line **FY** Full Yellow Flag

Lap	Lap Time	S1	S2	S3	Lap	Lap Time	S1	S2	S3
16	1:52.769	38.630	27.168	46.971	14	1:43.598	39.730	27.914	35.954
17	1:41.292	38.837	27.090	35.365	15	1:43.370	39.631	27.896	35.843

51 Vasily ROMANOV RUS
CRAM MOTORSPORT

1	14:11.101	...	30.944	36.602
2	1:44.993	39.535	27.719	37.739
3	1:41.991	39.059	27.442	35.490
4	6:10.928 B	39.195	27.508	5:04.225
5	1:52.967	48.755	28.015	36.197
6	1:42.589	39.337	27.582	35.670
7	1:42.874	39.251	27.656	35.967
8	1:42.738	39.289	27.548	35.901
9	1:42.817	39.303	27.650	35.864
10	1:42.740	39.299	27.572	35.869
11	5:07.714 B	39.060	27.538	4:01.116
12	1:55.186	48.771	29.657	36.758
13	1:43.517	40.020	27.524	35.973
14	1:41.206	38.769	27.222	35.215
15	1:49.734	46.341	27.628	35.765
16	1:42.083	39.052	27.440	35.591
17	1:49.624	45.272	28.316	36.036

59 Julien FALCHERO FRA
GSK GRAND PRIX

1	4:59.539	3:45.945	33.338	40.256
2	1:49.440	42.360	29.597	37.483
3	1:46.257	40.556	28.780	36.921
4	1:44.925	39.953	28.403	36.569
5	1:44.792	39.959	28.295	36.538
6	1:47.355	39.959	30.889	36.507
7	1:45.313	40.186	28.501	36.626
8	5:24.798 B	41.692	36.132	4:06.974
9	1:51.087	45.751	28.521	36.815
10	1:44.616	40.014	28.136	36.466
11	1:44.745	40.000	28.250	36.495
12	1:44.486	39.964	28.102	36.420
13	1:45.147	40.020	28.130	36.997
14	1:45.389	40.628	28.248	36.513
15	6:51.637 B	40.302	29.027	5:42.308
16	1:57.398	50.248	30.267	36.883
17	1:43.078	39.360	27.565	36.153
18	1:42.083	38.971	27.491	35.621
19	1:42.030	38.961	27.390	35.679
20	1:51.092	41.682	32.813	36.597
21	1:43.037	39.337	27.758	35.942

54 Jehan DARUVALA IND
FORTEC MOTORSPORTS

1	9:34.247	8:23.797	32.272	38.178
2	1:44.283	39.938	27.927	36.418
3	1:43.285	39.646	27.821	35.818
4	1:42.705	39.440	27.538	35.727
5	1:42.670	39.355	27.584	35.731
6	1:42.882	39.442	27.608	35.832
7	1:59.776	47.379	35.449	36.948
8	9:32.286 B	41.475	31.041	8:19.770
9	1:48.694	44.153	27.833	36.708
10	1:42.918	39.438	27.776	35.704
11	1:42.777	39.356	27.561	35.860
12	1:42.467	39.329	27.451	35.687
13	5:44.365 B	40.648	32.150	4:31.567
14	2:01.189	50.289	33.047	37.853
15	1:50.256	42.677	31.091	36.488
16	1:44.451	39.355	27.348	37.748
17	1:42.380	39.196	27.532	35.652

58 Denis BULATOV RUS
AVF

1	3:39.609	2:27.883	32.352	39.374
2	1:49.763	42.853	29.712	37.198
3	1:45.901	40.613	28.650	36.638
4	1:45.633	40.395	28.301	36.937
5	1:45.149	40.232	28.392	36.525
6	20:17.981 B	40.858	34.733	...
7	1:51.467	45.782	28.854	36.831
8	1:44.978	40.104	28.281	36.593
9	1:44.738	39.912	28.382	36.444
10	1:44.190	39.874	28.034	36.282
11	1:44.503	40.087	28.171	36.245
12	4:47.186 B	40.201	28.275	3:38.710
13	1:55.020	48.687	29.665	36.668