FORMULA RENAULT 3.5 SERIES

JEREZ

FORMULA RENAULT 3.5

Results Booklet

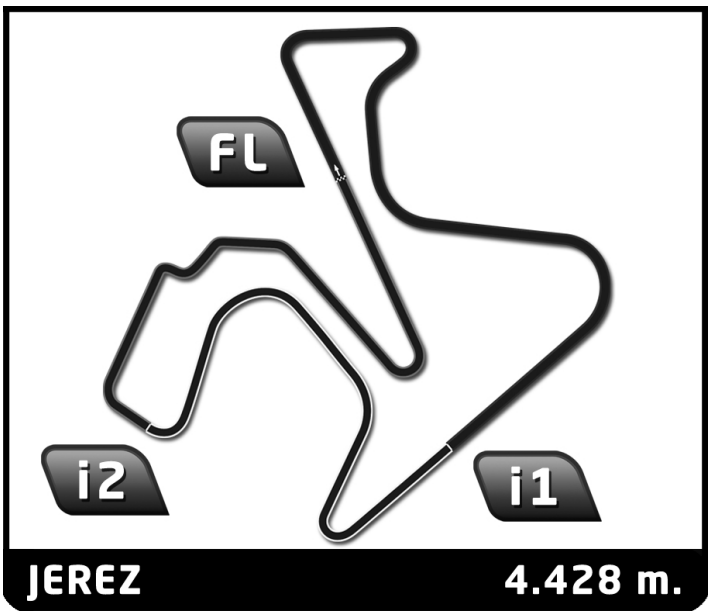

RENAULT SPORT

world series by RENAULT

FORMULA RENAULT 3.5 SERIES

2015 INTERNATIONAL SERIES SANCTIONED BY THE FIA



JEREZ
FORMULA RENAULT 3.5
COLLECTIVE TEST 1

Classification

		Driver	Nation	ASN	Team		Time	Lap	Total	Gap		Kph
1	6	**Egor ORUDZHEV**	RUS		ARDEN MOTORSPORT	R	**1:28.758**	19	20	-	-	**179.6**
2	16	**Beitske VISSER**	NED		AVF		**1:29.021**	19	20	+0.263	+0.263	**179.1**
3	15	**Alfonso CELIS Jr**	MEX		AVF	R	**1:29.056**	17	18	+0.298	+0.035	**179.0**
4	1	**Nyck DE VRIES**	NED		DAMS	R	**1:29.138**	13	17	+0.380	+0.082	**178.8**
5	5	**Nicholas LATIFI**	CAN		ARDEN MOTORSPORT		**1:29.171**	17	19	+0.413	+0.033	**178.8**
6	11	**Tio ELLINAS**	CYP		STRAKKA RACING		**1:29.398**	18	19	+0.640	+0.227	**178.3**
7	26	**Tom DILLMANN**	FRA		JAGONYA AYAM WITH CARLIN		**1:29.480**	17	18	+0.722	+0.082	**178.1**
8	3	**Jazeman JAAFAR**	MAS		FORTEC MOTORSPORTS		**1:29.644**	19	20	+0.886	+0.164	**177.8**
9	18	**Aurélien PANIS**	FRA		TECH 1 RACING	R	**1:29.759**	19	20	+1.001	+0.115	**177.6**
10	25	**Sean GELAEL**	INA		JAGONYA AYAM WITH CARLIN	R	**1:29.886**	20	20	+1.128	+0.127	**177.3**
11	2	**Dean STONEMAN**	GBR		DAMS	R	**1:29.939**	15	21	+1.181	+0.053	**177.2**
12	12	**Gustav MALJA**	SWE		STRAKKA RACING	R	**1:29.969**	21	21	+1.211	+0.030	**177.2**
13	4	**Oliver ROWLAND**	GBR		FORTEC MOTORSPORTS		**1:30.164**	4	11	+1.406	+0.195	**176.8**
14	39	**Yu KANAMARU**	JPN		PONS RACING	R	**1:30.241**	20	20	+1.483	+0.077	**176.6**
15	20	**André NEGRÃO**	BRA		INTERNATIONAL DRACO RACING		**1:30.264**	23	24	+1.506	+0.023	**176.6**
16	17	**Roy NISSANY**	ISR		TECH 1 RACING	R	**1:30.292**	19	20	+1.534	+0.028	**176.5**
17	10	**Marlon STOCKINGER**	PHI		LOTUS		**1:30.678**	4	8	+1.920	+0.386	**175.8**
18	9	**Matthieu VAXIVIERE**	FRA		LOTUS		**1:30.888**	11	13	+2.130	+0.210	**175.4**
19	40	**Nikita ZLOBIN**	RUS		PONS RACING	R	**1:30.987**	19	19	+2.229	+0.099	**175.2**

Fastest Lap	Lap 19	Egor ORUDZHEV	**1:28.758**	179.6 Kph
Circuit Record Lap	19/10/2014	Pietro FANTIN	**1:31.927**	173.4 Kph
Circuit Best Lap	25/3/2014	Oliver ROWLAND	**1:25.397**	186.7 Kph

Published at: .....

Track Status: **DRY**

Race Director:	**Timekeeper:**

RENAULT SPORT

world series by RENAULT

FORMULA RENAULT 3.5 SERIES



JEREZ
FORMULA RENAULT 3.5
COLLECTIVE TEST 1

Best Partial Times

IT Ideal Lap Time, sum of the best partial times
BT Best Lap Time

	S1		S2		S3					
Pos	Driver	Time	Driver	Time	Driver	Time	Pos	Driver	IT	BT
1	6 E.ORUDZHEV	33.675	5 N.LATIFI	23.464	16 B.VISSER	31.441	1	E.ORUDZHEV	1'28.758	1:28.758 (1)
2	16 B.VISSER	33.732	15 A.CELIS Jr	23.498	6 E.ORUDZHEV	31.580	2	B.VISSER	1'28.848	1:29.021 (2)
3	1 N.DE VRIES	33.762	6 E.ORUDZHEV	23.503	5 N.LATIFI	31.659	3	N.LATIFI	1'28.918	1:29.171 (5)
4	5 N.LATIFI	33.795	1 N.DE VRIES	23.631	1 N.DE VRIES	31.692	4	A.CELIS Jr	1'29.056	1:29.056 (3)
5	15 A.CELIS Jr	33.836	16 B.VISSER	23.675	15 A.CELIS Jr	31.722	5	N.DE VRIES	1'29.085	1:29.138 (4)
6	3 J.JAAFAR	33.839	18 A.PANIS	23.731	11 T.ELLINAS	31.741	6	T.ELLINAS	1'29.398	1:29.398 (6)
7	11 T.ELLINAS	33.856	2 D.STONEMAN	23.758	26 T.DILLMANN	31.800	7	T.DILLMANN	1'29.446	1:29.480 (7)
8	26 T.DILLMANN	33.885	26 T.DILLMANN	23.761	3 J.JAAFAR	31.821	8	J.JAAFAR	1'29.513	1:29.644 (8)
9	4 O.ROWLAND	33.973	11 T.ELLINAS	23.801	18 A.PANIS	31.908	9	A.PANIS	1'29.737	1:29.759 (9)
10	2 D.STONEMAN	33.983	4 O.ROWLAND	23.832	25 S.GELAEL	31.911	10	D.STONEMAN	1'29.777	1:29.939 (11)
11	25 S.GELAEL	33.997	12 G.MALJA	23.848	12 G.MALJA	31.929	11	O.ROWLAND	1'29.786	1:30.164 (13)
12	18 A.PANIS	34.098	3 J.JAAFAR	23.853	39 Y.KANAMARU	31.965	12	S.GELAEL	1'29.886	1:29.886 (10)
13	39 Y.KANAMARU	34.143	17 R.NISSANY	23.931	4 O.ROWLAND	31.981	13	G.MALJA	1'29.937	1:29.969 (12)
14	12 G.MALJA	34.160	25 S.GELAEL	23.978	20 A.NEGRÃO	31.981	14	Y.KANAMARU	1'30.176	1:30.241 (14)
15	20 A.NEGRÃO	34.200	10 M.STOCKINGER	24.032	2 D.STONEMAN	32.036	15	R.NISSANY	1'30.229	1:30.292 (16)
16	17 R.NISSANY	34.214	20 A.NEGRÃO	24.058	17 R.NISSANY	32.084	16	A.NEGRÃO	1'30.239	1:30.264 (15)
17	9 M.VAXIVIERE	34.233	39 Y.KANAMARU	24.068	10 M.STOCKINGER	32.116	17	M.VAXIVIERE	1'30.561	1:30.888 (18)
18	40 N.ZLOBIN	34.425	9 M.VAXIVIERE	24.111	9 M.VAXIVIERE	32.217	18	M.STOCKINGER	1'30.636	1:30.678 (17)
19	10 M.STOCKINGER	34.488	40 N.ZLOBIN	24.292	40 N.ZLOBIN	32.270	19	N.ZLOBIN	1'30.987	1:30.987 (19)

RENAULT SPORT

world series by RENAULT

FORMULA RENAULT 3.5 SERIES

2015 INTERNATIONAL SERIES

SANCTIONED BY THE FIA

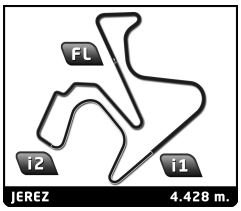

JEREZ
FORMULA RENAULT 3.5
COLLECTIVE TEST 1

Fastest Laps Sequence

Practice Time		Driver	Nation	Time	Kph	Driver's Lap
3:53.418	16	**Beitske VISSER**	NED	**1:39.751**	159.8	2
5:26.114	16	**Beitske VISSER**	NED	**1:32.696**	172.0	3
6:36.545	26	**Tom DILLMANN**	FRA	**1:31.215**	174.8	3
7:21.601	6	**Egor ORUDZHEV**	RUS	**1:30.980**	175.2	3
7:46.339	11	**Tio ELLINAS**	CYP	**1:30.213**	176.7	3
9:02.136	4	**Oliver ROWLAND**	GBR	**1:30.164**	176.8	4
9:50.968	26	**Tom DILLMANN**	FRA	**1:30.018**	177.1	5
10:27.922	6	**Egor ORUDZHEV**	RUS	**1:29.633**	177.8	5
13:00.893	26	**Tom DILLMANN**	FRA	**1:29.574**	178.0	7
26:45.528	1	**Nyck DE VRIES**	NED	**1:29.544**	178.0	11
30:04.738	1	**Nyck DE VRIES**	NED	**1:29.138**	178.8	13
46:47.315	6	**Egor ORUDZHEV**	RUS	**1:28.758**	179.6	19

RENAULT SPORT

world series by RENAULT

FORMULA RENAULT 3.5 SERIES



JEREZ
FORMULA RENAULT 3.5
COLLECTIVE TEST 1

2015 INTERNATIONAL SERIES

Chronological Analysis of Performances

Personal Best
Session Best
B Crossing the finish line in pit lane
S1 Time from finish line to 1st intermedia
S2 Time from 1st intermediate to 2nd intermediate
S3 Time from 2nd intermediate to finish line
FY Full Yellow Flag

1 Nyck DE VRIES — NED
DAMS

Lap	Lap Time	S1	S2	S3
1	3:36.962	2:34.272	28.169	34.521
2	1:46.117	36.210	27.366	42.541
3	1:32.231	35.423	24.394	32.414
4	1:30.421	34.216	23.999	32.206
5	1:36.717	36.671	25.734	34.312
6	1:30.175	34.156	23.863	32.156
7	1:41.630	39.157	26.948	35.525
8	8:40.413**B**	34.079	23.942	7:42.392
9	1:46.280	45.784	26.482	34.014
10	1:35.038	36.031	25.086	33.921
11	1:29.544	33.983	23.869	31.692
12	1:50.072	39.294	30.781	39.997
13	1:29.138	33.762	23.631	31.745
14	15:17.914**B**	34.096	24.070	...
15	1:44.618	43.646	27.427	33.545
16	1:36.461	36.474	25.004	34.983
17	1:30.479	34.352	23.887	32.240

2 Dean STONEMAN — GBR
DAMS

Lap	Lap Time	S1	S2	S3
1	4:04.973	2:52.252	34.054	38.667
2	1:38.081	38.882	26.131	33.068
3	1:36.211	36.258	24.356	35.597
4	1:31.886	35.693	24.037	32.156
5	1:41.989	39.707	27.808	34.474
6	1:30.274	34.263	23.975	32.036
7	1:43.371	38.692	28.901	35.778
8	1:30.334	34.238	23.808	32.288
9	1:30.050	34.183	23.758	32.109
10	8:33.130**B**	34.850	24.380	7:33.900
11	2:26.138**B**	43.835	29.826	1:12.477
12	1:42.308	39.624	26.789	35.895
13	1:30.278	34.174	23.928	32.176
14	1:34.752	34.005	24.819	35.928
15	1:29.939	33.983	23.827	32.129
16	8:23.089**B**	34.016	23.843	7:25.230
17	1:36.920	40.010	24.066	32.844
18	1:34.728	34.223	24.076	36.429
19	1:36.002	37.302	24.202	34.498
20	1:30.463	34.187	23.985	32.291
21	1:30.317	34.119	24.018	32.180

3 Jazeman JAAFAR — MAS
FORTEC MOTORSPORTS

Lap	Lap Time	S1	S2	S3
1	5:08.832**B**	3:40.012	29.616	59.204
2	2:05.853	1:00.399	30.724	34.730
3	1:35.616	36.507	25.894	33.215
4	1:30.585	34.371	24.192	32.022
5	1:30.466	34.177	24.266	32.023
6	1:36.588	36.919	25.865	33.804
7	1:30.818	34.373	24.308	32.137
8	1:30.362	34.160	24.075	32.127
9	7:07.515**B**	35.175	25.518	6:06.822
10	1:47.029	45.795	25.756	35.478
11	1:30.587	34.428	24.070	32.089
12	1:51.282	37.361	25.740	48.181
13	1:30.207	34.197	24.055	31.955
14	11:17.684**B**	36.630	25.716	...
15	1:52.796	45.835	30.179	36.782
16	1:42.984	37.166	29.252	36.566
17	1:36.494	34.147	23.853	38.494
18	1:36.482	37.697	24.480	34.305
19	1:29.644	33.903	23.857	31.884
20	1:29.665	33.839	24.005	31.821

4 Oliver ROWLAND — GBR
FORTEC MOTORSPORTS

Lap	Lap Time	S1	S2	S3
1	4:17.558	3:11.853	29.521	36.184
2	1:41.022	38.349	26.061	36.612
3	1:33.392	34.458	25.063	33.871
4	1:30.164	34.045	24.054	32.065
5	1:37.844	37.684	26.158	34.002
6	1:30.195	34.282	23.932	31.981
7	7:32.565**B**	33.973	23.832	6:34.760
8	1:45.967	45.410	26.872	33.685
9	1:30.224	34.261	23.953	32.010
10	1:35.585	36.573	25.836	33.176
11	1:34.770	34.114	24.991	35.665

5 Nicholas LATIFI — CAN
ARDEN MOTORSPORT

Lap	Lap Time	S1	S2	S3
1	3:28.843	2:18.853	31.265	38.725
2	1:44.187	38.032	26.674	39.481
3	1:31.256	34.580	24.142	32.534
4	1:30.386	34.195	24.084	32.107
5	2:03.560	46.602	38.182	38.776
6	1:30.316	34.240	23.990	32.086
7	11:29.825**B**	43.252	25.006	...
8	1:51.550	48.622	27.791	35.137
9	1:34.035	36.153	24.639	33.243
10	1:41.475	39.228	26.873	35.374
11	1:30.197	34.127	24.017	32.053
12	1:47.404	43.496	30.107	33.801
13	1:29.606	33.935	23.824	31.847
14	8:46.026**B**	42.192	29.711	7:34.123
15	1:48.532	46.238	27.041	35.253
16	1:40.651	35.828	30.966	33.857
17	1:29.171	33.795	23.717	31.659
18	1:42.357	42.317	25.769	34.271
19	1:44.701	33.811	23.464	47.426

6 Egor ORUDZHEV — RUS
ARDEN MOTORSPORT

Lap	Lap Time	S1	S2	S3
1	4:13.450	3:07.173	29.680	36.597
2	1:37.171	36.486	26.003	34.682
3	1:30.980	34.624	24.300	32.056
4	1:36.688	37.140	25.462	34.086
5	1:29.633	33.987	23.879	31.767
6	1:30.057	33.795	23.752	32.510
7	1:41.462	40.728	25.795	34.939
8	1:30.002	34.143	23.717	32.142
9	7:35.930**B**	34.021	23.845	6:38.064
10	1:53.570	51.174	28.517	33.879



JEREZ
FORMULA RENAULT 3.5
COLLECTIVE TEST 1

Chronological Analysis of Performances

Personal Best — Session Best
B Crossing the finish line in pit lane
S1 Time from finish line to 1st intermedia
S2 Time from 1st intermediate to 2nd intermediate
S3 Time from 2nd intermediate to finish line
FY Full Yellow Flag

Lap	Lap Time	S1	S2	S3
11	1:38.136	35.581	25.170	37.385
12	1:39.162	39.153	25.624	34.385
13	1:39.645	36.267	30.034	33.344
14	1:29.875	34.185	23.730	31.960
15	1:29.578	33.990	23.755	31.833
16	9:12.150B	33.959	24.004	8:14.187
17	1:47.012	46.736	26.643	33.633
18	1:44.056	38.046	31.071	34.939
19	1:28.758	33.675	23.503	31.580
20	1:39.926	36.532	25.286	38.108

9 Matthieu VAXIVIERE — FRA
LOTUS

Lap	Lap Time	S1	S2	S3
1	5:53.664	4:49.200	29.587	34.877
2	1:40.240	38.168	27.965	34.107
3	8:22.597B	37.365	26.844	7:18.388
4	2:00.488	49.804	31.455	39.229
5	1:40.939	39.361	27.713	33.865
6	1:31.485	34.851	24.417	32.217
7	15:50.587B	34.437	24.485	...
8	1:43.338	42.734	26.670	33.934
9	1:32.419	35.330	24.525	32.564
10	1:30.897	34.337	24.207	32.353
11	1:30.888	34.233	24.111	32.544
12	2:25.384B	34.886	25.771	1:24.727
13	2:28.201B	58.349	25.384	1:04.468

10 Marlon STOCKINGER — PHI
LOTUS

Lap	Lap Time	S1	S2	S3
1	4:55.388	3:51.273	29.189	34.926
2	1:39.454	35.844	24.760	38.850
3	1:31.262	34.923	24.223	32.116
4	1:30.678	34.488	24.032	32.158
5	1:48.634	42.005	29.036	37.593
6	8:27.686B	34.616	24.039	7:29.031
7	1:44.488	43.854	27.156	33.478
8	1:31.162	34.726	24.088	32.348

11 Tio ELLINAS — CYP
STRAKKA RACING

Lap	Lap Time	S1	S2	S3
1	4:29.132	3:23.902	29.380	35.850
2	1:46.994	47.152	25.930	33.912
3	1:30.213	34.256	24.012	31.945
4	1:44.784	44.031	28.352	32.401
5	1:30.187	34.106	23.962	32.119
6	1:51.873	43.531	32.571	35.771
7	1:29.916	33.964	23.910	32.042
8	1:29.724	33.996	23.857	31.871
9	9:59.643B	42.527	28.859	8:48.257
10	2:00.157	58.221	27.636	34.300
11	1:34.192	34.174	25.640	34.378
12	1:30.221	34.107	24.120	31.994
13	2:12.266B	41.636	27.544	1:03.086
14	8:11.069B	57.245	27.613	6:46.211
15	1:52.101	50.229	26.704	35.168
16	1:37.155	35.821	27.450	33.884
17	1:29.702	33.900	23.992	31.810
18	1:29.398	33.856	23.801	31.741
19	1:48.599	46.814	28.069	33.716

12 Gustav MALJA — SWE
STRAKKA RACING

Lap	Lap Time	S1	S2	S3
1	4:38.787	3:28.708	32.421	37.658
2	1:49.744	44.195	30.855	34.694
3	1:32.856	35.509	24.887	32.460
4	1:30.833	34.474	24.212	32.147
5	1:41.159	35.013	33.475	32.671
6	1:30.698	34.431	24.076	32.191
7	1:33.258	35.547	24.428	33.283
8	1:30.720	34.396	24.143	32.181
9	2:06.931B	34.324	24.191	1:08.416
10	8:41.243B	54.509	24.211	7:22.523
11	1:38.155	40.993	24.594	32.568
12	1:30.674	34.427	24.022	32.225
13	1:40.072	42.451	24.772	32.849
14	1:30.969	34.198	24.076	32.695
15	8:18.220B	34.543	24.511	7:19.166
16	1:50.304	46.902	27.802	35.600
17	1:39.879	37.885	29.277	32.717
18	1:30.316	34.377	23.866	32.073
19	1:30.460	34.262	23.848	32.350
20	1:48.535	45.866	30.144	32.525
21	1:29.969	34.160	23.880	31.929

15 Alfonso CELIS Jr — MEX
AVF

Lap	Lap Time	S1	S2	S3
1	2:18.168	1:13.051	29.652	35.465
2	1:41.658	36.787	25.561	39.310
3	6:08.849B	35.056	24.536	5:09.257
4	1:51.171	42.868	29.663	38.640
5	1:34.246	34.979	25.781	33.486
6	1:31.924	34.709	24.443	32.772
7	1:31.579	34.713	24.101	32.765
8	11:23.823B	39.101	25.027	...
9	1:52.073	51.248	27.031	33.794
10	1:36.329	35.206	24.775	36.348
11	1:30.391	34.159	23.944	32.288
12	1:39.182	39.314	25.887	33.981
13	1:30.474	34.225	23.928	32.321
14	6:37.336B	36.671	24.266	5:36.399
15	2:09.179	53.732	39.517	35.930
16	1:45.099	40.290	26.547	38.262
17	1:29.056	33.836	23.498	31.722
18	1:48.654	49.142	26.871	32.641

16 Beitske VISSER — NED
AVF

Lap	Lap Time	S1	S2	S3
1	2:13.667	1:06.225	30.587	36.855
2	1:39.751	38.737	26.965	34.049
3	1:32.696	35.353	24.771	32.572
4	1:31.225	34.684	24.252	32.289
5	1:30.664	34.308	24.059	32.297
6	1:39.529	37.164	27.411	34.954
7	6:05.678B	34.647	24.130	5:06.901
8	1:56.957	57.411	26.090	33.456
9	1:31.308	34.574	24.133	32.601



JEREZ
FORMULA RENAULT 3.5
COLLECTIVE TEST 1

Chronological Analysis of Performances

Personal Best | Session Best | **B** Crossing the finish line in pit lane | **S1** Time from finish line to 1st intermedia | **S2** Time from 1st intermediate to 2nd intermediate | **S3** Time from 2nd intermediate to finish line | **FY** Full Yellow Flag

Lap	Lap Time	S1	S2	S3
10	7:44.230**B**	34.464	24.262	6:45.504
11	1:51.161	47.243	27.933	35.985
12	1:35.519	36.908	25.724	32.887
13	1:29.902	34.049	23.967	31.886
14	1:30.068	33.958	23.903	32.207
15	1:39.556	38.397	27.258	33.901
16	6:30.355**B**	34.329	24.110	5:31.916
17	1:55.089	50.301	28.621	36.167
18	1:37.063	35.656	28.568	32.839
19	1:29.021	33.807	23.773	31.441
20	1:29.083	33.732	23.675	31.676

17 Roy NISSANY — ISR
TECH 1 RACING

Lap	Lap Time	S1	S2	S3
1	2:49.416	1:40.815	31.291	37.310
2	1:40.290	39.038	27.314	33.938
3	1:35.319	36.983	25.913	32.423
4	1:32.208	35.003	24.969	32.236
5	1:46.709	38.382	30.874	37.453
6	1:31.867	34.698	24.868	32.301
7	1:31.070	34.672	24.126	32.272
8	8:26.438**B**	34.880	24.967	7:26.591
9	1:50.349	47.668	28.200	34.481
10	1:37.123	36.678	25.870	34.575
11	1:31.574	34.912	24.263	32.399
12	1:32.142	35.356	24.385	32.401
13	1:42.392	39.309	28.903	34.180
14	11:40.198**B**	35.282	25.349	...
15	1:50.648	47.740	27.648	35.260
16	1:39.240	37.367	26.772	35.101
17	1:37.031	34.637	25.039	37.355
18	1:31.530	35.188	24.035	32.307
19	1:30.292	34.277	23.931	32.084
20	1:30.681	34.214	24.127	32.340

18 Aurélien PANIS — FRA
TECH 1 RACING

Lap	Lap Time	S1	S2	S3
1	2:53.140	1:46.322	28.727	38.091
2	1:40.695	37.302	26.922	36.471
3	1:33.327	34.914	24.471	33.942
4	1:31.227	34.655	24.137	32.435
5	1:47.453	39.073	30.352	38.028
6	1:31.732	34.831	24.416	32.485
7	1:31.190	34.439	24.208	32.543
8	10:29.695**B**	34.550	25.216	9:29.929
9	1:43.572	43.611	26.417	33.544
10	1:38.115	36.559	25.308	36.248
11	1:40.651	36.030	29.058	35.563
12	1:31.476	34.619	24.365	32.492
13	1:42.950	35.734	30.714	36.502
14	1:31.539	34.683	24.218	32.638
15	8:17.919**B**	36.935	25.640	7:15.344
16	1:50.171	48.261	27.178	34.732
17	1:38.459	36.638	26.101	35.720
18	1:30.199	34.098	24.038	32.063
19	1:29.759	34.120	23.731	31.908
20	1:40.259	38.499	26.950	34.810

20 André NEGRÃO — BRA
INTERNATIONAL DRACO RACING

Lap	Lap Time	S1	S2	S3
1	3:33.303	2:22.366	31.502	39.435
2	1:44.509	38.322	26.270	39.917
3	1:32.742	35.373	24.602	32.767
4	1:31.815	34.812	24.552	32.451
5	1:31.632	34.805	24.410	32.417
6	1:41.416	38.054	29.691	33.671
7	1:31.831	34.819	24.479	32.533
8	1:32.805	34.964	24.557	33.284
9	6:59.809**B**	35.207	24.435	6:00.167
10	1:41.378	42.831	25.534	33.013
11	1:32.731	35.459	24.487	32.785
12	1:39.884	36.183	29.087	34.614
13	1:32.802	35.109	24.787	32.906
14	1:34.426	34.881	24.406	35.139
15	1:38.251	38.143	26.873	33.235
16	1:32.295	35.000	24.437	32.858
17	1:31.998	34.888	24.486	32.624
18	1:31.924	34.948	24.453	32.523
19	5:34.205**B**	36.073	25.817	4:32.315
20	1:46.343	44.328	27.632	34.383
21	1:44.956	38.518	27.329	39.109
22	1:30.575	34.476	24.118	31.981
23	1:30.264	34.200	24.058	32.006
24	1:37.822	38.460	25.766	33.596

25 Sean GELAEL — INA
JAGONYA AYAM WITH CARLIN

Lap	Lap Time	S1	S2	S3
1	2:57.570	1:53.301	28.911	35.358
2	1:40.077	38.752	27.346	33.979
3	1:34.477	35.359	25.987	33.131
4	1:32.265	34.770	24.901	32.594
5	1:38.572	34.592	26.792	37.188
6	1:31.521	34.561	24.474	32.486
7	1:31.113	34.334	24.342	32.437
8	1:31.078	34.470	24.307	32.301
9	12:08.541**B**	34.565	24.338	...
10	1:59.021	52.981	28.864	37.176
11	1:34.328	34.602	25.563	34.163
12	1:32.010	34.755	24.525	32.730
13	1:47.611	43.524	27.722	36.365
14	1:31.665	34.688	24.353	32.624
15	7:56.319**B**	34.614	24.352	6:57.353
16	1:46.362	44.734	27.186	34.442
17	1:37.115	37.452	26.261	33.402
18	1:30.309	34.097	24.065	32.147
19	1:41.429	40.494	27.546	33.389
20	1:29.886	33.997	23.978	31.911

26 Tom DILLMANN — FRA
JAGONYA AYAM WITH CARLIN

Lap	Lap Time	S1	S2	S3
1	3:21.724	2:09.237	32.373	40.114
2	1:43.606	39.367	26.348	37.891
3	1:31.215	34.513	24.224	32.478
4	1:44.405	42.645	27.854	33.906
5	1:30.018	34.133	23.846	32.039



JEREZ
FORMULA RENAULT 3.5
COLLECTIVE TEST 1

Chronological Analysis of Performances

Personal Best | Session Best
B Crossing the finish line in pit lane
S1 Time from finish line to 1st intermedia
S2 Time from 1st intermediate to 2nd intermediate
S3 Time from 2nd intermediate to finish line
FY Full Yellow Flag

Lap	Lap Time	S1	S2	S3
6	1:40.351	39.420	26.987	33.944
7	1:29.574	33.885	23.792	31.897
8	12:33.774**B**	35.770	26.781	...
9	2:08.401	1:01.108	29.452	37.841
10	1:30.544	34.117	24.021	32.406
11	1:56.336	40.568	33.776	41.992
12	1:36.006	34.205	28.451	33.350
13	1:30.075	34.065	23.813	32.197
14	8:44.021**B**	34.088	24.235	7:45.698
15	1:55.331	48.917	30.017	36.397
16	1:43.038	38.585	28.429	36.024
17	1:29.480	33.919	23.761	31.800
18	1:48.383	38.969	29.507	39.907

39 Yu KANAMARU — JPN
PONS RACING

Lap	Lap Time	S1	S2	S3
1	2:20.603	1:14.651	29.501	36.451
2	1:40.002	35.914	26.220	37.868
3	1:35.704	34.979	24.856	35.869
4	1:31.286	34.526	24.579	32.181
5	1:30.858	34.295	24.347	32.216
6	6:35.464**B**	34.551	24.505	5:36.408
7	1:52.281	54.141	25.319	32.821
8	1:31.074	34.429	24.474	32.171
9	1:31.103	34.219	24.365	32.519
10	1:30.808	34.226	24.217	32.365
11	8:25.277**B**	34.599	24.442	7:26.236
12	1:51.846	48.433	29.666	33.747
13	1:31.213	34.593	24.461	32.159
14	8:14.143**B**	34.520	24.368	7:15.255
15	1:52.070	48.753	28.171	35.146
16	1:39.343	37.941	26.394	35.008
17	1:30.913	34.326	24.179	32.408
18	1:30.554	34.143	24.186	32.225
19	1:35.622	34.397	26.979	34.246
20	1:30.241	34.208	24.068	31.965

40 Nikita ZLOBIN — RUS
PONS RACING

Lap	Lap Time	S1	S2	S3
1	2:54.403	1:37.691	35.160	41.552
2	1:46.396	41.209	29.513	35.674
3	1:37.453	37.365	26.075	34.013
4	1:34.887	35.757	25.622	33.508
5	1:33.966	35.355	25.295	33.316
6	1:33.256	35.107	24.955	33.194
7	1:34.070	35.276	25.096	33.698
8	1:50.900	46.116	28.776	36.008
9	1:33.067	35.302	24.751	33.014
10	7:59.685**B**	35.262	24.796	6:59.627
11	2:12.900	1:04.551	31.608	36.741
12	1:36.216	37.295	25.335	33.586
13	1:32.906	35.314	24.579	33.013
14	1:33.432	35.101	25.392	32.939
15	1:32.399	34.832	24.706	32.861
16	12:46.720**B**	37.249	27.388	...
17	1:57.346	52.531	31.006	33.809
18	1:35.451	35.453	24.652	35.346
19	1:30.987	34.425	24.292	32.270

RENAULT SPORT

world series by RENAULT

FORMULA RENAULT 3.5 SERIES

2015 INTERNATIONAL SERIES SANCTIONED BY THE FIA

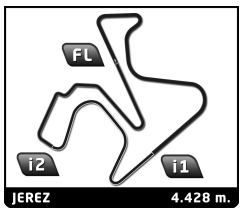

JEREZ
FORMULA RENAULT 3.5
COLLECTIVE TEST 1

Weather Report

Air Temperature

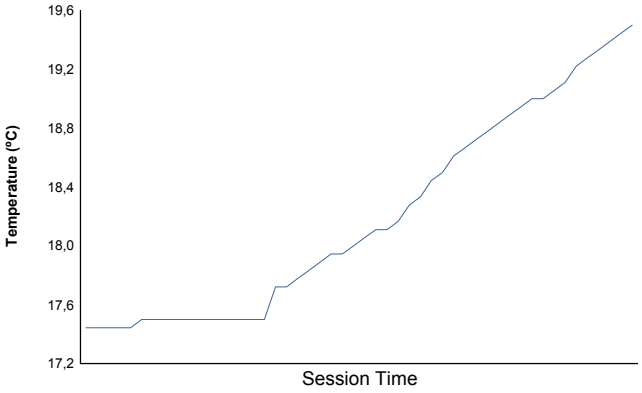

Track Temperature

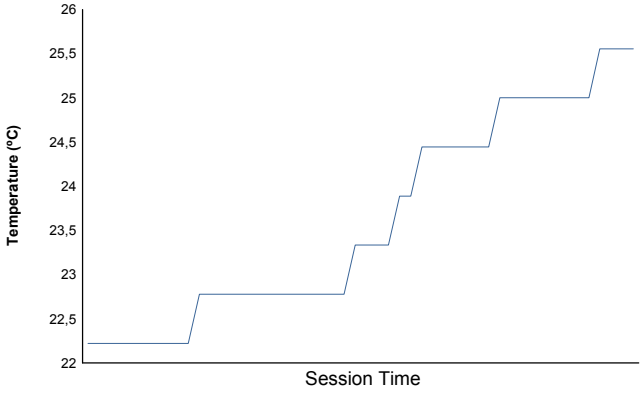

Humidity

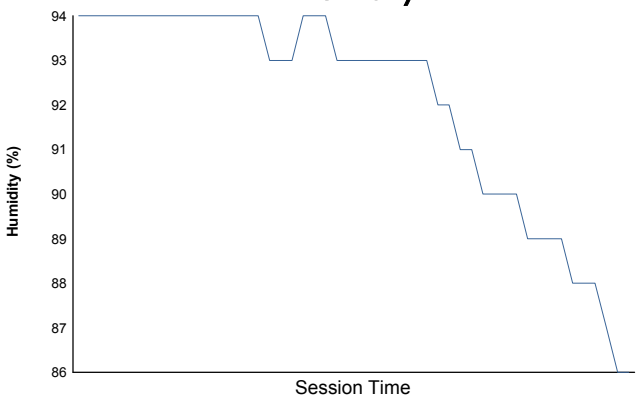

Pressure

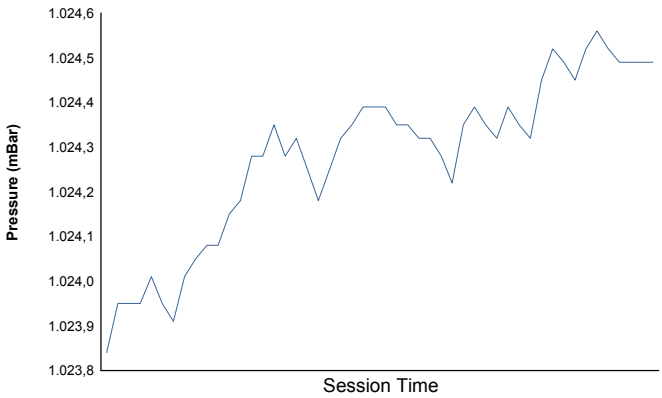

Wind Speed

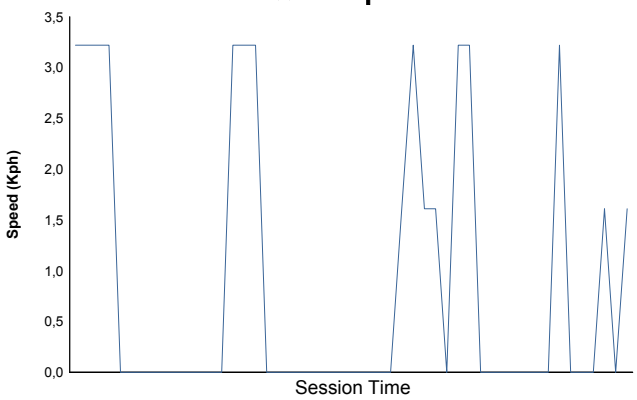

Wind direction

North = 0º/360º Est = 90º South = 180º West= 270º

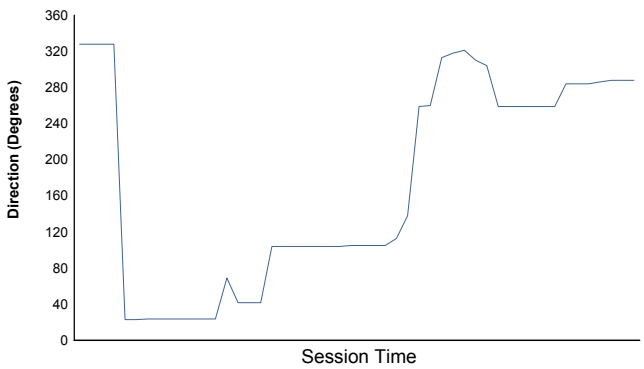

Track Status: **DRY**

RENAULT SPORT

world series by RENAULT

FORMULA RENAULT 3.5 SERIES



JEREZ
FORMULA RENAULT 3.5
COLLECTIVE TEST 2

2015 INTERNATIONAL SERIES
SANCTIONED BY THE FIA

Classification

		Driver	Nation ASN	Team		Time	Lap	Total	Gap		Kph
1	9	**Matthieu VAXIVIERE**	FRA	LOTUS		**1:28.893**	15	15	-	-	**179.3**
2	11	**Tio ELLINAS**	CYP	STRAKKA RACING		**1:29.417**	16	17	+0.524	+0.524	**178.3**
3	26	**Tom DILLMANN**	FRA	JAGONYA AYAM WITH CARLIN		**1:29.443**	16	18	+0.550	+0.026	**178.2**
4	4	**Oliver ROWLAND**	GBR	FORTEC MOTORSPORTS		**1:29.453**	20	20	+0.560	+0.010	**178.2**
5	3	**Jazeman JAAFAR**	MAS	FORTEC MOTORSPORTS		**1:29.572**	15	17	+0.679	+0.119	**178.0**
6	1	**Nyck DE VRIES**	NED	DAMS	R	**1:29.715**	17	17	+0.822	+0.143	**177.7**
7	12	**Gustav MALJA**	SWE	STRAKKA RACING	R	**1:29.773**	14	15	+0.880	+0.058	**177.6**
8	2	**Dean STONEMAN**	GBR	DAMS	R	**1:29.810**	11	18	+0.917	+0.037	**177.5**
9	39	**Yu KANAMARU**	JPN	PONS RACING	R	**1:29.878**	16	18	+0.985	+0.068	**177.4**
10	25	**Sean GELAEL**	INA	JAGONYA AYAM WITH CARLIN	R	**1:30.219**	15	19	+1.326	+0.341	**176.7**
11	10	**Marlon STOCKINGER**	PHI	LOTUS		**1:30.314**	16	17	+1.421	+0.095	**176.5**
12	6	**Egor ORUDZHEV**	RUS	ARDEN MOTORSPORT	R	**1:30.518**	6	23	+1.625	+0.204	**176.1**
13	17	**Roy NISSANY**	ISR	TECH 1 RACING	R	**1:30.560**	10	10	+1.667	+0.042	**176.0**
14	18	**Aurélien PANIS**	FRA	TECH 1 RACING	R	**1:30.573**	13	15	+1.680	+0.013	**176.0**
15	20	**André NEGRÃO**	BRA	INTERNATIONAL DRACO RACING		**1:31.069**	19	20	+2.176	+0.496	**175.0**
16	16	**Beitske VISSER**	NED	AVF		**1:31.174**	6	23	+2.281	+0.105	**174.8**
17	5	**Nicholas LATIFI**	CAN	ARDEN MOTORSPORT		**1:31.196**	7	19	+2.303	+0.022	**174.8**
18	40	**Nikita ZLOBIN**	RUS	PONS RACING	R	**1:31.546**	15	17	+2.653	+0.350	**174.1**
19	15	**Alfonso CELIS Jr**	MEX	AVF	R	**1:32.003**	13	14	+3.110	+0.457	**173.3**

Fastest Lap	Lap 15	Matthieu VAXIVIERE	**1:28.893**	179.3 Kph
Circuit Record Lap	19/10/2014	Pietro FANTIN	**1:31.927**	173.4 Kph
Circuit Best Lap	25/3/2014	Oliver ROWLAND	**1:25.397**	186.7 Kph

Published at: .....

Track Status: **DRY**

Race Director:	**Timekeeper:**

RENAULT SPORT

world series by RENAULT

FORMULA RENAULT 3.5 SERIES

2015 INTERNATIONAL SERIES SANCTIONED BY THE FIA

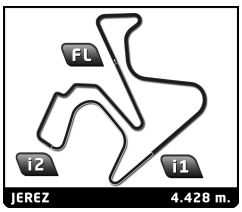

JEREZ
FORMULA RENAULT 3.5
COLLECTIVE TEST

Classification

		Driver	NAT	ASN	Team		Session 1 Time	Session 1 Lap	Session 2 Time	Session 2 Lap	Time	Gap	
1	6	**Egor ORUDZHEV**	RUS		ARDEN MOTORSPORT	R	**1:28.758**	19	*1:30.518*	6	**1:28.758**		
2	9	**Matthieu VAXIVIERE**	FRA		LOTUS		*1:30.888*	11	**1:28.893**	15	**1:28.893**	+0.135	+0.135
3	16	**Beitske VISSER**	NED		AVF		**1:29.021**	19	*1:31.174*	6	**1:29.021**	+0.263	+0.128
4	15	**Alfonso CELIS Jr**	MEX		AVF	R	**1:29.056**	17	*1:32.003*	13	**1:29.056**	+0.298	+0.035
5	1	**Nyck DE VRIES**	NED		DAMS	R	**1:29.138**	13	*1:29.715*	17	**1:29.138**	+0.380	+0.082
6	5	**Nicholas LATIFI**	CAN		ARDEN MOTORSPORT		**1:29.171**	17	*1:31.196*	7	**1:29.171**	+0.413	+0.033
7	11	**Tio ELLINAS**	CYP		STRAKKA RACING		**1:29.398**	18	*1:29.417*	16	**1:29.398**	+0.640	+0.227
8	26	**Tom DILLMANN**	FRA		JAGONYA AYAM WITH CARLIN		*1:29.480*	17	**1:29.443**	16	**1:29.443**	+0.685	+0.045
9	4	**Oliver ROWLAND**	GBR		FORTEC MOTORSPORTS		*1:30.164*	4	**1:29.453**	20	**1:29.453**	+0.695	+0.010
10	3	**Jazeman JAAFAR**	MAS		FORTEC MOTORSPORTS		*1:29.644*	19	**1:29.572**	15	**1:29.572**	+0.814	+0.119
11	18	**Aurélien PANIS**	FRA		TECH 1 RACING	R	**1:29.759**	19	*1:30.573*	13	**1:29.759**	+1.001	+0.187
12	12	**Gustav MALJA**	SWE		STRAKKA RACING	R	*1:29.969*	21	**1:29.773**	14	**1:29.773**	+1.015	+0.014
13	2	**Dean STONEMAN**	GBR		DAMS	R	*1:29.939*	15	**1:29.810**	11	**1:29.810**	+1.052	+0.037
14	39	**Yu KANAMARU**	JPN		PONS RACING	R	*1:30.241*	20	**1:29.878**	16	**1:29.878**	+1.120	+0.068
15	25	**Sean GELAEL**	INA		JAGONYA AYAM WITH CARLIN	R	**1:29.886**	20	*1:30.219*	15	**1:29.886**	+1.128	+0.008
16	20	**André NEGRÃO**	BRA		INTERNATIONAL DRACO RACING		**1:30.264**	23	*1:31.069*	19	**1:30.264**	+1.506	+0.378
17	17	**Roy NISSANY**	ISR		TECH 1 RACING	R	**1:30.292**	19	*1:30.560*	10	**1:30.292**	+1.534	+0.028
18	10	**Marlon STOCKINGER**	PHI		LOTUS		*1:30.678*	4	**1:30.314**	16	**1:30.314**	+1.556	+0.022
19	40	**Nikita ZLOBIN**	RUS		PONS RACING	R	**1:30.987**	19	*1:31.546*	15	**1:30.987**	+2.229	+0.673

Published at: .....

Race Director:	Timekeeper:

RENAULT SPORT

world series by RENAULT

FORMULA RENAULT 3.5 SERIES



JEREZ
FORMULA RENAULT 3.5
COLLECTIVE TEST 2

2015 INTERNATIONAL SERIES
SANCTIONED BY THE FIA

Best Partial Times

IT Ideal Lap Time, sum of the best partial times
BT Best Lap Time

	S1		S2		S3					
Pos	Driver	Time	Driver	Time	Driver	Time	Pos	Driver	IT	BT
1	9 M.VAXIVIERE	33.720	9 M.VAXIVIERE	23.652	9 M.VAXIVIERE	31.521	1	M.VAXIVIERE	1'28.893	1:28.893 (1)
2	2 D.STONEMAN	33.809	1 N.DE VRIES	23.721	26 T.DILLMANN	31.599	2	O.ROWLAND	1'29.387	1:29.453 (4)
3	11 T.ELLINAS	33.833	4 O.ROWLAND	23.739	3 J.JAAFAR	31.612	3	T.ELLINAS	1'29.417	1:29.417 (2)
4	4 O.ROWLAND	33.909	26 T.DILLMANN	23.788	12 G.MALJA	31.711	4	T.DILLMANN	1'29.443	1:29.443 (3)
5	39 Y.KANAMARU	34.023	3 J.JAAFAR	23.798	11 T.ELLINAS	31.718	5	J.JAAFAR	1'29.456	1:29.572 (5)
6	3 J.JAAFAR	34.046	11 T.ELLINAS	23.866	4 O.ROWLAND	31.739	6	D.STONEMAN	1'29.567	1:29.810 (8)
7	25 S.GELAEL	34.048	2 D.STONEMAN	23.927	39 Y.KANAMARU	31.812	7	N.DE VRIES	1'29.592	1:29.715 (6)
8	1 N.DE VRIES	34.048	12 G.MALJA	23.973	1 N.DE VRIES	31.823	8	G.MALJA	1'29.773	1:29.773 (7)
9	26 T.DILLMANN	34.056	39 Y.KANAMARU	23.983	2 D.STONEMAN	31.831	9	Y.KANAMARU	1'29.818	1:29.878 (9)
10	12 G.MALJA	34.089	6 E.ORUDZHEV	24.029	25 S.GELAEL	31.911	10	S.GELAEL	1'30.131	1:30.219 (10)
11	17 R.NISSANY	34.156	17 R.NISSANY	24.075	10 M.STOCKINGER	31.947	11	M.STOCKINGER	1'30.314	1:30.314 (11)
12	6 E.ORUDZHEV	34.162	10 M.STOCKINGER	24.102	17 R.NISSANY	32.093	12	R.NISSANY	1'30.324	1:30.560 (13)
13	18 A.PANIS	34.249	25 S.GELAEL	24.172	18 A.PANIS	32.146	13	E.ORUDZHEV	1'30.445	1:30.518 (12)
14	10 M.STOCKINGER	34.265	18 A.PANIS	24.178	20 A.NEGRÃO	32.150	14	A.PANIS	1'30.573	1:30.573 (14)
15	5 N.LATIFI	34.445	5 N.LATIFI	24.264	6 E.ORUDZHEV	32.254	15	A.NEGRÃO	1'30.947	1:31.069 (15)
16	16 B.VISSER	34.449	20 A.NEGRÃO	24.337	5 N.LATIFI	32.288	16	N.LATIFI	1'30.997	1:31.196 (17)
17	20 A.NEGRÃO	34.460	40 N.ZLOBIN	24.351	16 B.VISSER	32.320	17	B.VISSER	1'31.157	1:31.174 (16)
18	40 N.ZLOBIN	34.555	16 B.VISSER	24.388	40 N.ZLOBIN	32.362	18	N.ZLOBIN	1'31.268	1:31.546 (18)
19	15 A.CELIS Jr	34.789	15 A.CELIS Jr	24.470	15 A.CELIS Jr	32.526	19	A.CELIS Jr	1'31.785	1:32.003 (19)

RENAULT SPORT

world series by RENAULT

FORMULA RENAULT 3.5 SERIES

2015 INTERNATIONAL SERIES

SANCTIONED BY THE FIA

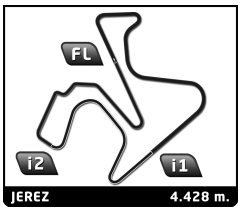

JEREZ
FORMULA RENAULT 3.5
COLLECTIVE TEST 2

Fastest Laps Sequence

Practice Time		Driver	Nation	Time	Kph	Driver's Lap
3:31.257	15	**Alfonso CELIS Jr**	MEX	**1:33.821**	169.9	2
3:51.881	40	**Nikita ZLOBIN**	RUS	**1:33.321**	170.8	2
4:47.184	4	**Oliver ROWLAND**	GBR	**1:31.605**	174.0	2
6:09.446	26	**Tom DILLMANN**	FRA	**1:30.759**	175.6	3
6:17.938	4	**Oliver ROWLAND**	GBR	**1:30.754**	175.6	3
6:53.255	3	**Jazeman JAAFAR**	MAS	**1:30.668**	175.8	3
8:23.868	3	**Jazeman JAAFAR**	MAS	**1:30.613**	175.9	4
9:22.509	26	**Tom DILLMANN**	FRA	**1:30.260**	176.6	5
17:26.560	4	**Oliver ROWLAND**	GBR	**1:29.727**	177.7	7
18:56.108	4	**Oliver ROWLAND**	GBR	**1:29.548**	178.0	8
46:53.131	26	**Tom DILLMANN**	FRA	**1:29.443**	178.2	16
47:50.502	11	**Tio ELLINAS**	CYP	**1:29.417**	178.3	16
48:03.929	9	**Matthieu VAXIVIERE**	FRA	**1:28.893**	179.3	15

RENAULT SPORT

world series by RENAULT

FORMULA RENAULT 3.5 SERIES



JEREZ
FORMULA RENAULT 3.5
COLLECTIVE TEST 2

Chronological Analysis of Performances

Personal Best — Session Best

B Crossing the finish line in pit lane
S1 Time from finish line to 1st intermedia
S2 Time from 1st intermediate to 2nd intermediate
S3 Time from 2nd intermediate to finish line
FY Full Yellow Flag

1 Nyck DE VRIES — NED
DAMS

Lap	Lap Time	S1	S2	S3
1	3:35.499	2:32.037	29.019	34.443
2	1:36.110	35.934	26.158	34.018
3	1:35.224	34.634	24.181	36.409
4	1:31.089	34.571	24.211	32.307
5	1:49.742	44.241	29.867	35.634
6	1:40.922	35.249	29.899	35.774
7	1:30.973	34.404	24.284	32.285
8	6:45.920B	34.669	24.915	5:46.336
9	1:46.005	45.296	26.567	34.142
10	1:35.177	35.773	25.550	33.854
11	1:30.594	34.269	24.162	32.163
12	16:12.723B	42.329	28.991	...
13	1:51.299	46.329	30.153	34.817
14	1:41.729	36.512	28.429	36.788
15	1:29.755	34.071	23.861	31.823
16	1:44.200	39.753	31.299	33.148
17	1:29.715	34.048	23.721	31.946

2 Dean STONEMAN — GBR
DAMS

Lap	Lap Time	S1	S2	S3
1	4:13.690	3:09.525	27.805	36.360
2	1:34.800	36.901	25.325	32.574
3	1:31.388	34.575	24.317	32.496
4	1:40.420	40.046	26.322	34.052
5	1:30.971	34.345	24.229	32.397
6	1:50.826	42.389	35.430	33.007
7	1:30.851	34.351	24.167	32.333
8	10:27.183B	34.568	24.279	9:28.336
9	7:38.915B	47.727	31.335	6:19.853
10	1:43.068	41.765	29.178	32.125
11	1:29.810	33.809	23.927	32.074
12	1:42.979	44.002	26.884	32.093
13	1:43.087	39.481	29.130	34.476
14	6:09.926B	33.924	25.212	5:10.790
15	2:07.295	49.603	37.544	40.148
16	1:30.002	34.140	24.031	31.831
17	1:30.531	34.364	24.041	32.126
18	1:30.098	34.129	23.955	32.014

3 Jazeman JAAFAR — MAS
FORTEC MOTORSPORTS

Lap	Lap Time	S1	S2	S3
1	3:45.391	2:39.845	30.427	35.119
2	1:37.196	36.745	25.264	35.187
3	1:30.668	34.258	24.367	32.043
4	1:30.613	34.128	24.142	32.343
5	1:37.100	36.896	26.344	33.860
6	1:30.448	34.304	24.157	31.987
7	10:26.267B	34.675	25.052	9:26.540
8	1:45.327	43.802	26.763	34.762
9	1:35.656	36.820	25.706	33.130
10	11:23.596B	34.391	27.757	...
11	2:10.774	1:00.020	31.381	39.373
12	3:10.537B	41.346	34.702	1:54.489
13	1:48.609	44.585	27.244	36.780
14	1:38.617	37.942	27.955	32.720
15	1:29.572	34.162	23.798	31.612
16	1:42.696	36.522	26.322	39.852
17	1:29.697	34.046	23.944	31.707

4 Oliver ROWLAND — GBR
FORTEC MOTORSPORTS

Lap	Lap Time	S1	S2	S3
1	3:15.579	2:13.385	28.257	33.937
2	1:31.605	34.605	24.695	32.305
3	1:30.754	34.277	24.262	32.215
4	6:10.361B	36.412	25.264	5:08.685
5	1:50.875	47.645	28.354	34.876
6	1:37.659	37.900	26.165	33.594
7	1:29.727	34.149	23.798	31.780
8	1:29.548	33.909	23.809	31.830
9	6:51.750B	37.384	27.091	5:47.275
10	2:09.618B			
11	3:06.639B			
12	1:48.281	47.062	27.479	33.740
13	1:36.344	36.481	27.122	32.741
14	1:32.340	34.075	24.275	33.990
15	1:30.483	34.353	24.085	32.045
16	6:03.767B	34.150	28.173	5:01.444
17	1:59.863	52.259	32.223	35.381
18	1:37.678	37.763	26.642	33.273
19	1:37.286	33.991	23.762	39.533
20	1:29.453	33.975	23.739	31.739

5 Nicholas LATIFI — CAN
ARDEN MOTORSPORT

Lap	Lap Time	S1	S2	S3
1	3:02.939	1:59.274	28.931	34.734
2	1:59.653B	36.594	25.776	57.283
3	2:16.330B	52.859	27.741	55.730
4	5:22.508B	52.394	25.157	4:04.957
5	1:48.055	46.060	25.799	36.196
6	1:35.663	36.116	25.471	34.076
7	1:31.196	34.540	24.368	32.288
8	1:44.766	41.243	29.235	34.288
9	1:31.404	34.719	24.264	32.421
10	1:48.938	45.377	29.934	33.627
11	10:37.439B	47.590	37.945	9:11.904
12	1:54.899	51.346	27.246	36.307
13	1:36.165	36.272	25.237	34.656
14	5:51.276B	56.514	29.701	4:25.061
15	1:52.954	48.570	25.516	38.868
16	1:32.066	34.817	24.279	32.970
17	1:55.023	46.176	32.042	36.805
18	1:31.683	34.525	24.534	32.624
19	1:31.601	34.445	24.533	32.623

6 Egor ORUDZHEV — RUS
ARDEN MOTORSPORT

Lap	Lap Time	S1	S2	S3
1	3:02.364	1:58.379	28.574	35.411
2	1:39.326	38.627	26.239	34.460
3	1:40.365	36.887	29.220	34.258
4	1:33.795	34.568	24.391	34.836
5	1:30.660	34.361	24.038	32.261
6	1:30.518	34.235	24.029	32.254
7	1:30.571	34.162	24.141	32.268

RENAULT SPORT

world series by RENAULT

FORMULA RENAULT 3.5 SERIES



JEREZ
FORMULA RENAULT 3.5
COLLECTIVE TEST 2

2015 INTERNATIONAL SERIES

Chronological Analysis of Performances

Personal Best — **B** Crossing the finish line in pit lane — **S2** Time from 1st intermediate to 2nd intermediate
Session Best — **S1** Time from finish line to 1st intermedia — **S3** Time from 2nd intermediate to finish line — **FY** Full Yellow Flag

9 Matthieu VAXIVIERE — FRA
LOTUS

Lap	Lap Time	S1	S2	S3
1	4:52.050	3:47.180	29.765	35.105
2	1:37.540	36.407	26.780	34.353
3	1:31.238	34.392	24.302	32.544
4	1:30.722	34.303	24.099	32.320
5	1:30.620	34.189	24.123	32.308
6	12:55.714B	34.469	24.367	...
7	1:52.138	45.370	28.690	38.078
8	6:02.329B	37.828	27.401	4:57.100
9	1:43.572	42.964	27.123	33.485
10	1:29.659	33.861	23.799	31.999
11	1:29.852	33.920	23.880	32.052
12	6:23.543B	35.079	26.232	5:22.232
13	1:56.303	50.528	29.954	35.821
14	1:39.756	36.569	26.709	36.478
15	1:28.893	33.720	23.652	31.521

10 Marlon STOCKINGER — PHI
LOTUS

Lap	Lap Time	S1	S2	S3
1	4:07.761	3:00.276	28.195	39.290
2	1:32.854	35.485	24.744	32.625
3	1:31.963	35.015	24.428	32.520
4	1:54.190B	34.748	25.078	54.364
5	2:13.982B	56.403	24.905	52.674
6	8:26.916B	53.138	24.913	7:08.865
7	1:48.267	44.929	28.255	35.083
8	1:41.030	37.247	26.901	36.882
9	1:31.410	34.798	24.378	32.234
10	7:34.543B	37.164	28.159	6:29.220
11	1:44.901	41.065	27.849	35.987
12	1:31.296	34.860	24.355	32.081
13	7:36.584B	34.544	24.242	6:37.798
14	1:46.460	44.845	27.462	34.153
15	1:48.152	37.073	30.381	40.698
16	1:30.314	34.265	24.102	31.947
17	1:30.543	34.295	24.175	32.073

11 Tio ELLINAS — CYP
STRAKKA RACING

Lap	Lap Time	S1	S2	S3
1	5:58.706B	4:22.650	30.889	1:05.167
2	1:58.987B	39.011	25.897	54.079
3	2:07.418B	49.643	25.102	52.673
4	2:24.946B	46.651	30.434	1:07.861
5	6:55.188B	58.790	25.552	5:30.846
6	1:59.574	49.018	28.819	41.737
7	1:37.341	36.169	25.086	36.086
8	1:39.812	34.393	24.386	41.033
9	7:42.361B	46.610	28.847	6:26.904
10	1:48.409	40.148	32.330	35.931
11	1:30.596	34.236	24.208	32.152
12	1:30.571	34.249	24.151	32.171
13	5:39.519B	46.977	34.028	4:18.514
14	1:50.586	46.492	28.008	36.086
15	1:37.071	37.823	26.196	33.052
16	1:29.417	33.833	23.866	31.718
17	1:49.614	41.109	35.635	32.870

12 Gustav MALJA — SWE
STRAKKA RACING

Lap	Lap Time	S1	S2	S3
1	4:28.016B	2:47.092	26.770	1:14.154
2	2:04.325B	43.659	27.856	52.810
3	2:09.907B	52.439	24.906	52.562
4	7:15.232B	50.587	25.103	5:59.542
5	1:48.946	44.901	28.322	35.723
6	1:40.286	38.335	28.669	33.282
7	1:31.979	34.689	24.537	32.753
8	1:31.580	34.693	24.361	32.526
9	1:44.403	43.803	27.608	32.992
10	1:31.321	34.481	24.339	32.501
11	16:16.754B	39.444	25.620	...
12	1:56.382	48.702	30.893	36.787
13	1:44.978	40.966	28.028	35.984
14	1:29.773	34.089	23.973	31.711
15	1:45.538	41.772	26.048	37.718

15 Alfonso CELIS Jr — MEX
AVF

Lap	Lap Time	S1	S2	S3
1	1:57.436	57.374	26.068	33.994
2	1:33.821	35.680	25.318	32.823
3	1:33.043	35.595	24.792	32.656
4	1:33.528	34.789	24.470	34.269
5	2:17.163B	35.172	24.496	1:17.495
6	2:40.193B	56.661	27.736	1:15.796
7	7:27.768B	1:04.971	28.329	5:54.468
8	2:15.684B	54.075	26.752	54.857
9	2:13.958B	1:00.296	25.334	48.328
10	1:49.714	52.409	24.718	32.587
11	5:51.272B	35.078	27.787	4:48.407
12	1:45.390	47.451	25.063	32.876
13	1:32.003	34.873	24.577	32.553
14	1:32.087	34.989	24.572	32.526

16 Beitske VISSER — NED
AVF

Lap	Lap Time	S1	S2	S3
1	2:05.058	1:00.881	27.954	36.223
2	1:37.029	36.716	26.099	34.214
3	1:33.487	35.778	24.860	32.849
4	1:32.349	34.835	24.638	32.876

RENAULT SPORT

world series by RENAULT

FORMULA RENAULT 3.5 SERIES



JEREZ
FORMULA RENAULT 3.5
COLLECTIVE TEST 2

Chronological Analysis of Performances

Personal Best — **B** Crossing the finish line in pit lane — **S2** Time from 1st intermediate to 2nd intermediate
Session Best — **S1** Time from finish line to 1st intermedia — **S3** Time from 2nd intermediate to finish line — **FY** Full Yellow Flag

Lap	Lap Time	S1	S2	S3
5	1:31.620	34.686	24.436	32.498
6	1:31.174	34.449	24.405	32.320
7	6:26.382**B**	34.499	24.493	5:27.390
8	1:49.773	47.365	27.458	34.950
9	1:34.314	35.756	25.357	33.201
10	1:34.112	35.430	25.346	33.336
11	1:33.102	35.124	24.908	33.070
12	1:33.106	35.083	24.811	33.212
13	1:33.230	35.178	25.016	33.036
14	5:28.999**B**	38.222	26.589	4:24.188
15	1:45.984	45.115	26.733	34.136
16	1:32.746	35.086	24.857	32.803
17	1:32.472	34.919	24.593	32.960
18	1:32.765	35.086	24.801	32.878
19	5:23.543**B**	35.225	25.595	4:22.723
20	1:47.289	45.656	26.806	34.827
21	1:43.113	36.904	27.896	38.313
22	1:32.721	35.270	24.812	32.639
23	1:31.254	34.515	24.388	32.351

17 Roy NISSANY — ISR
TECH 1 RACING

Lap	Lap Time	S1	S2	S3
1	31:33.732**B**	1:27.635	29.803	...
2	1:49.644	46.813	28.213	34.618
3	1:37.433	36.620	26.158	34.655
4	5:51.031**B**	34.630	24.422	4:51.979
5	1:53.953	49.971	28.791	35.191
6	1:39.160	36.909	26.969	35.282
7	1:30.605	34.437	24.075	32.093
8	1:31.058	34.200	24.148	32.710
9	1:40.177	38.874	27.781	33.522
10	1:30.560	34.156	24.076	32.328

18 Aurélien PANIS — FRA
TECH 1 RACING

Lap	Lap Time	S1	S2	S3
1	3:20.528**B**	1:36.677	28.482	1:15.369
2	2:30.687**B**	58.195	29.369	1:03.123
3	2:29.193**B**	1:03.432	30.036	55.725
4	2:08.665**B**	43.511	29.676	55.478
5	7:59.496**B**	44.431	29.351	6:45.714
6	1:49.566	47.542	27.747	34.277
7	1:39.448	36.648	26.670	36.130
8	1:31.767	34.809	24.408	32.550
9	1:31.579	34.616	24.405	32.558
10	16:05.877**B**	40.924	30.687	...
11	1:51.094	49.079	27.435	34.580
12	1:40.567	36.971	25.214	38.382
13	1:30.573	34.249	24.178	32.146
14	1:37.587	37.762	26.471	33.354
15	1:30.797	34.380	24.180	32.237

20 André NEGRÃO — BRA
INTERNATIONAL DRACO RACING

Lap	Lap Time	S1	S2	S3
1	5:48.894**B**	2:21.671	28.992	2:58.231
2	1:43.939	43.346	26.582	34.011
3	1:34.999	36.384	25.576	33.039
4	1:31.762	34.745	24.429	32.588
5	1:32.496	34.768	24.774	32.954
6	1:48.298	41.722	32.163	34.413
7	1:39.658	39.118	25.850	34.690
8	1:32.141	34.934	24.439	32.768
9	1:32.226	34.869	24.572	32.785
10	6:44.643**B**	37.909	24.915	5:41.819
11	5:50.496**B**	44.995	35.169	4:30.332
12	1:43.278	42.217	27.081	33.980
13	1:33.020	35.218	24.953	32.849
14	6:43.449**B**	34.889	26.527	5:42.033
15	1:46.324	43.862	26.938	35.524
16	1:44.364	36.117	27.618	40.629
17	1:36.878	38.079	26.105	32.694
18	1:31.292	34.526	24.471	32.295
19	1:31.069	34.460	24.459	32.150
20	1:31.466	34.716	24.337	32.413

25 Sean GELAEL — INA
JAGONYA AYAM WITH CARLIN

Lap	Lap Time	S1	S2	S3
1	3:31.451**B**	1:40.532	27.415	1:23.504
2	2:23.524**B**	52.548	25.517	1:05.459
3	2:06.233**B**	41.909	27.420	56.904
4	1:41.610	41.644	26.361	33.605
5	1:36.552	36.804	25.861	33.887
6	1:31.819	34.689	24.643	32.487
7	1:50.792**B**	34.814	24.500	51.478
8	1:42.993	41.407	26.866	34.720
9	1:31.512	34.685	24.452	32.375
10	1:42.877	41.558	26.614	34.705
11	16:38.229**B**	35.172	24.510	...
12	1:53.756	48.155	29.219	36.382
13	1:43.021	39.677	28.229	35.115
14	1:38.689	34.637	25.466	38.586
15	1:30.219	34.048	24.260	31.911
16	1:50.399	41.128	29.761	39.510
17	1:30.428	34.190	24.172	32.066
18	1:46.349	41.824	30.033	34.492
19	1:30.496	34.228	24.187	32.081

26 Tom DILLMANN — FRA
JAGONYA AYAM WITH CARLIN

Lap	Lap Time	S1	S2	S3
1	2:58.744	1:49.827	30.462	38.455
2	1:39.943	39.229	26.334	34.380
3	1:30.759	34.382	24.282	32.095
4	1:42.803	39.917	28.070	34.816
5	1:30.260	34.116	24.031	32.113
6	1:49.791	41.019	31.459	37.313
7	10:02.362**B**	34.282	26.079	9:02.001
8	1:57.365	51.798	27.082	38.485
9	1:32.032	34.850	24.506	32.676
10	6:53.031**B**	34.487	24.509	5:54.035
11	1:43.937	45.491	25.599	32.847
12	1:31.582	34.610	24.407	32.565
13	6:59.197**B**	34.565	24.545	6:00.087
14	1:51.820	46.949	28.770	36.101
15	1:40.062	38.173	27.108	34.781
16	1:29.443	34.056	23.788	31.599
17	1:45.061	41.540	27.009	36.512
18	1:29.992	34.137	23.965	31.890



JEREZ
FORMULA RENAULT 3.5
COLLECTIVE TEST 2

2015 INTERNATIONAL SERIES

Chronological Analysis of Performances

Personal Best — **B** Crossing the finish line in pit lane — **S2** Time from 1st intermediate to 2nd intermediate
Session Best — **S1** Time from finish line to 1st intermedia — **S3** Time from 2nd intermediate to finish line — **FY** Full Yellow Flag

39 Yu KANAMARU — JPN
PONS RACING

Lap	Lap Time	S1	S2	S3
1	2:18.147	1:14.234	29.060	34.853
2	1:41.250	39.529	27.897	33.824
3	1:31.783	34.888	24.568	32.327
4	1:31.939	34.889	24.517	32.533
5	7:26.857**B**	35.361	24.857	6:26.639
6	1:50.674	46.268	28.535	35.871
7	1:41.138	38.785	28.788	33.565
8	1:31.392	34.536	24.589	32.267
9	1:31.274	34.332	24.433	32.509
10	1:51.934	43.392	33.769	34.773
11	1:31.509	34.595	24.469	32.445
12	7:43.980**B**	34.409	24.469	6:45.102
13	10:19.457**B**	49.867	24.952	9:04.638
14	1:56.033	46.333	29.299	40.401
15	1:37.477	38.557	25.750	33.170
16	1:29.878	34.044	23.983	31.851
17	1:41.841	40.381	28.380	33.080
18	1:29.888	34.023	24.053	31.812

40 Nikita ZLOBIN — RUS
PONS RACING

Lap	Lap Time	S1	S2	S3
1	2:18.560	1:14.934	29.486	34.140
2	1:33.321	35.987	24.922	32.412
3	1:33.510	35.069	25.911	32.530
4	1:31.875	34.555	24.605	32.715
5	1:49.424	43.696	32.445	33.283
6	1:37.568	34.627	29.511	33.430
7	1:32.016	34.703	24.784	32.529
8	7:30.982**B**	34.885	25.641	6:30.456
9	2:02.953	1:00.608	27.583	34.762
10	1:34.066	35.604	24.967	33.495
11	1:32.284	34.856	24.651	32.777
12	17:03.171**B**	34.903	24.859	...
13	2:05.178	58.469	30.495	36.214
14	1:39.855	37.635	27.718	34.502
15	1:31.546	34.781	24.403	32.362
16	1:55.414	43.320	28.433	43.661
17	1:31.593	34.677	24.351	32.565

RENAULT SPORT

world series by RENAULT

FORMULA RENAULT 3.5 SERIES

2015 INTERNATIONAL SERIES SANCTIONED BY THE FIA

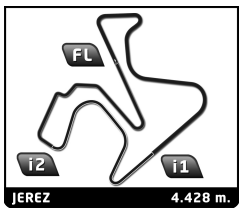

JEREZ
FORMULA RENAULT 3.5
COLLECTIVE TEST 2

Weather Report

Air Temperature

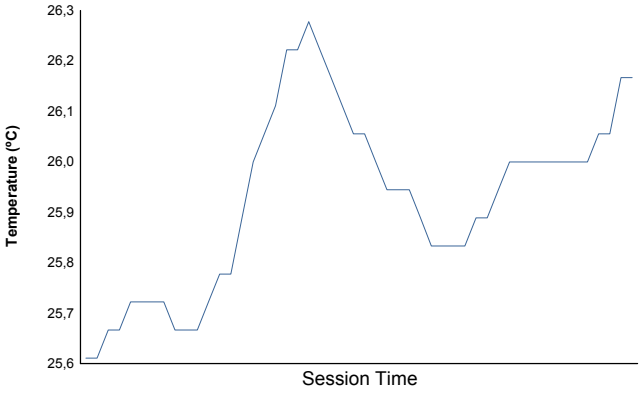

Track Temperature

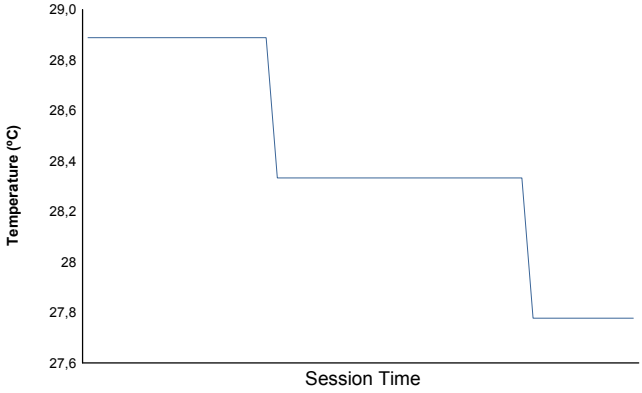

Humidity

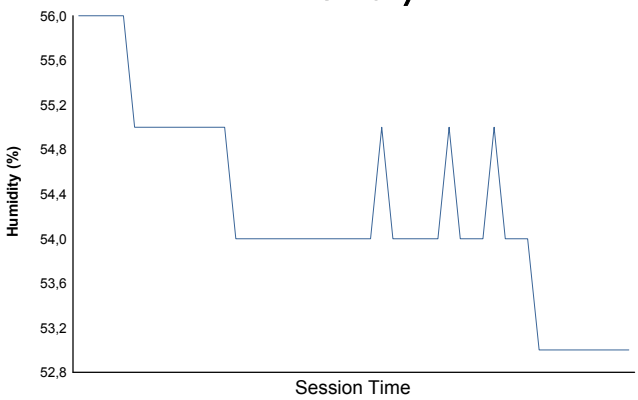

Pressure

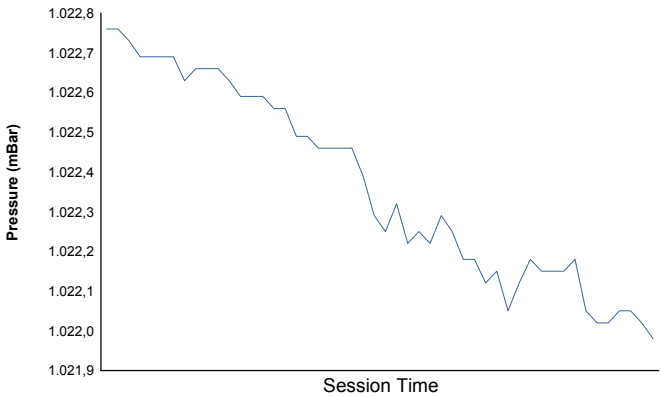

Wind Speed

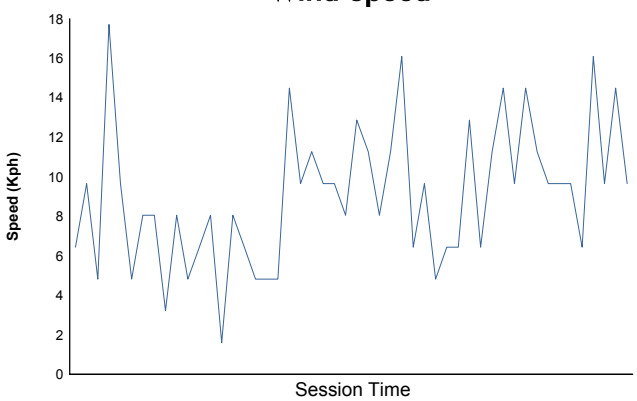

Wind direction

North = 0º/360º Est = 90º South = 180º West= 270º

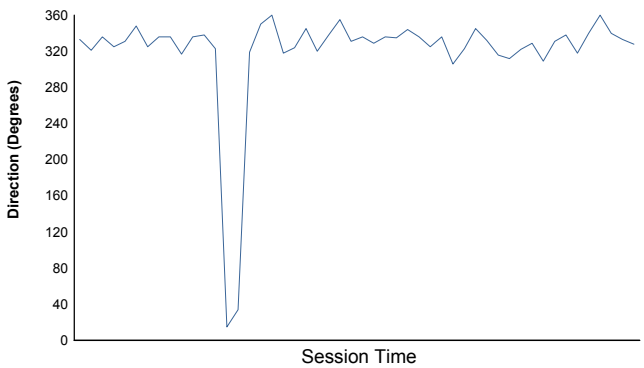

Track Status: **DRY**

RENAULT SPORT

world series by RENAULT

FORMULA RENAULT 3.5 SERIES



JEREZ
FORMULA RENAULT 3.5
QUALIFYING 1

2015 INTERNATIONAL SERIES SANCTIONED BY THE FIA

Final Classification

		Driver	Nation	ASN	Team		Time	Lap	Total	Gap		Kph
1	26	**Tom DILLMANN**	FRA		JAGONYA AYAM WITH CARLIN		**1:28.621**	5	11	-	-	**179.9**
2	4	**Oliver ROWLAND**	GBR		FORTEC MOTORSPORTS		**1:28.745**	6	12	+0.124	+0.124	**179.6**
3	6	**Egor ORUDZHEV**	RUS		ARDEN MOTORSPORT	R	**1:28.995**	13	13	+0.374	+0.250	**179.1**
4	3	**Jazeman JAAFAR**	MAS		FORTEC MOTORSPORTS		**1:29.132**	5	9	+0.511	+0.137	**178.8**
5	9	**Matthieu VAXIVIERE**	FRA		LOTUS		**1:29.171**	5	9	+0.550	+0.039	**178.8**
6	11	**Tio ELLINAS**	CYP		STRAKKA RACING		**1:29.188**	3	10	+0.567	+0.017	**178.7**
7	1	**Nyck DE VRIES**	NED		DAMS	R	**1:29.300**	4	13	+0.679	+0.112	**178.5**
8	12	**Gustav MALJA**	SWE		STRAKKA RACING	R	**1:29.504**	12	12	+0.883	+0.204	**178.1**
9	5	**Nicholas LATIFI**	CAN		ARDEN MOTORSPORT		**1:29.579**	5	11	+0.958	+0.075	**178.0**
10	16	**Beitske VISSER**	NED		AVF		**1:29.679**	5	15	+1.058	+0.100	**177.8**
11	39	**Yu KANAMARU**	JPN		PONS RACING	R	**1:29.690**	13	14	+1.069	+0.011	**177.7**
12	2	**Dean STONEMAN**	GBR		DAMS	R	**1:29.783**	3	9	+1.162	+0.093	**177.5**
13	17	**Roy NISSANY**	ISR		TECH 1 RACING	R	**1:29.873**	5	13	+1.252	+0.090	**177.4**
14	25	**Sean GELAEL**	INA		JAGONYA AYAM WITH CARLIN	R	**1:29.909**	11	15	+1.288	+0.036	**177.3**
15	18	**Aurélien PANIS**	FRA		TECH 1 RACING	R	**1:29.912**	14	14	+1.291	+0.003	**177.3**
16	10	**Marlon STOCKINGER**	PHI		LOTUS		**1:29.955**	6	12	+1.334	+0.043	**177.2**
17	20	**André NEGRÃO**	BRA		INTERNATIONAL DRACO RACING		**1:30.067**	11	14	+1.446	+0.112	**177.0**
18	15	**Alfonso CELIS Jr**	MEX		AVF	R	**1:30.086**	7	7	+1.465	+0.019	**177.0**
19	40	**Nikita ZLOBIN**	RUS		PONS RACING	R	**1:30.138**	13	14	+1.517	+0.052	**176.8**

Fastest Lap	Lap 5	Tom DILLMANN	**1:28.621**	179.9 Kph
Circuit Record Lap	19/10/2014	Pietro FANTIN	**1:31.927**	173.4 Kph
Circuit Best Lap	25/3/2014	Oliver ROWLAND	**1:25.397**	186.7 Kph

CARS 15 & 2 BEST LAPTIME DELETED - CAUSED RED FLAG

Published at: .....

Track Status: **WET**

Stewards:	**Timekeeper:**

RENAULT SPORT

world series by RENAULT

FORMULA RENAULT 3.5 SERIES



JEREZ
FORMULA RENAULT 3.5
QUALIFYING 1

Best Partial Times

IT Ideal Lap Time, sum of the best partial times
BT Best Lap Time

	S1		S2		S3					
Pos	Driver	Time	Driver	Time	Driver	Time	Pos	Driver	IT	BT
1	4 O.ROWLAND	33.499	4 O.ROWLAND	23.463	26 T.DILLMANN	31.348	1	O.ROWLAND	1'28.399	1:28.745 (2)
2	2 D.STONEMAN	33.697	26 T.DILLMANN	23.545	4 O.ROWLAND	31.437	2	T.DILLMANN	1'28.621	1:28.621 (1)
3	9 M.VAXIVIERE	33.709	9 M.VAXIVIERE	23.643	11 T.ELLINAS	31.439	3	D.STONEMAN	1'28.865	1:29.783 (11)
4	26 T.DILLMANN	33.728	6 E.ORUDZHEV	23.645	3 J.JAAFAR	31.464	4	E.ORUDZHEV	1'28.995	1:30.042 (16)
5	3 J.JAAFAR	33.748	18 A.PANIS	23.646	2 D.STONEMAN	31.496	5	T.ELLINAS	1'29.033	1:29.188 (5)
6	11 T.ELLINAS	33.774	12 G.MALJA	23.663	6 E.ORUDZHEV	31.520	6	M.VAXIVIERE	1'29.038	1:29.171 (4)
7	6 E.ORUDZHEV	33.830	2 D.STONEMAN	23.672	39 Y.KANAMARU	31.534	7	J.JAAFAR	1'29.041	1:29.132 (3)
8	12 G.MALJA	33.898	39 Y.KANAMARU	23.746	1 N.DE VRIES	31.559	8	A.PANIS	1'29.223	1:30.014 (15)
9	18 A.PANIS	33.931	15 A.CELIS Jr	23.767	25 S.GELAEL	31.633	9	Y.KANAMARU	1'29.265	1:29.690 (10)
10	1 N.DE VRIES	33.945	16 B.VISSER	23.785	18 A.PANIS	31.646	10	N.DE VRIES	1'29.300	1:29.300 (6)
11	17 R.NISSANY	33.964	1 N.DE VRIES	23.796	9 M.VAXIVIERE	31.686	11	G.MALJA	1'29.316	1:29.504 (7)
12	5 N.LATIFI	33.970	5 N.LATIFI	23.798	40 N.ZLOBIN	31.699	12	N.LATIFI	1'29.532	1:29.579 (8)
13	39 Y.KANAMARU	33.985	11 T.ELLINAS	23.820	12 G.MALJA	31.755	13	B.VISSER	1'29.556	1:29.679 (9)
14	16 B.VISSER	34.012	3 J.JAAFAR	23.829	16 B.VISSER	31.759	14	S.GELAEL	1'29.631	1:29.909 (13)
15	10 M.STOCKINGER	34.030	10 M.STOCKINGER	23.859	5 N.LATIFI	31.764	15	A.CELIS Jr	1'29.668	1:30.086 (18)
16	15 A.CELIS Jr	34.078	25 S.GELAEL	23.894	20 A.NEGRÃO	31.821	16	R.NISSANY	1'29.754	1:29.873 (12)
17	25 S.GELAEL	34.104	17 R.NISSANY	23.903	15 A.CELIS Jr	31.823	17	M.STOCKINGER	1'29.786	1:29.955 (14)
18	40 N.ZLOBIN	34.150	20 A.NEGRÃO	23.944	17 R.NISSANY	31.887	18	N.ZLOBIN	1'29.814	1:30.138 (19)
19	20 A.NEGRÃO	34.169	40 N.ZLOBIN	23.965	10 M.STOCKINGER	31.897	19	A.NEGRÃO	1'29.934	1:30.067 (17)

RENAULT SPORT

world series by RENAULT

FORMULA RENAULT 3.5 SERIES

2015 INTERNATIONAL SERIES

SANCTIONED BY THE FIA

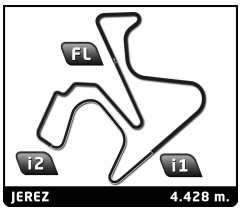

JEREZ
FORMULA RENAULT 3.5
QUALIFYING 1

Fastest Laps Sequence

Practice Time		Driver	Nation	Time	Kph	Driver's Lap
3:47.187	15	**Alfonso CELIS Jr**	MEX	**1:42.227**	155.9	2
5:17.201	10	**Marlon STOCKINGER**	PHI	**1:38.584**	161.7	2
5:17.626	15	**Alfonso CELIS Jr**	MEX	**1:30.439**	176.3	3
5:27.429	39	**Yu KANAMARU**	JPN	**1:30.196**	176.7	3
5:49.370	18	**Aurélien PANIS**	FRA	**1:30.045**	177.0	3
6:01.759	26	**Tom DILLMANN**	FRA	**1:29.453**	178.2	3
7:52.905	1	**Nyck DE VRIES**	NED	**1:29.300**	178.5	4
9:16.280	26	**Tom DILLMANN**	FRA	**1:28.621**	179.9	5

RENAULT SPORT

world series by RENAULT

FORMULA RENAULT 3.5 SERIES



JEREZ
FORMULA RENAULT 3.5
QUALIFYING 1

2015 INTERNATIONAL SERIES

Chronological Analysis of Performances

Personal Best
Session Best
B Crossing the finish line in pit lane
S1 Time from finish line to 1st intermedia
S2 Time from 1st intermediate to 2nd intermediate
S3 Time from 2nd intermediate to finish line
FY Full Yellow Flag

1 Nyck DE VRIES — NED
DAMS

Lap	Lap Time	S1	S2	S3
1	2:54.955	1:51.211	27.571	36.173
2	1:58.430	41.444	34.387	42.599
3	1:30.220	34.349	23.839	32.032
4	1:29.300	33.945	23.796	31.559
5	1:43.485	42.105	28.126	33.254
6	1:29.537	33.963	23.797	31.777
7	4:26.319**B**	37.550	30.586	3:18.183
8	1:42.420	39.587	26.946	35.887
9	7:45.560**B**	34.114	23.845	6:47.601
10	1:50.988	49.416	26.410	35.162
11	1:35.859	36.454	26.671	32.734
12	6:55.205**B**	36.296	30.504	5:48.405
13	2:09.209	46.654	31.465	51.090

2 Dean STONEMAN — GBR
DAMS

Lap	Lap Time	S1	S2	S3
1	3:24.062	2:14.980	30.794	38.288
2	1:46.816	38.625	27.009	41.182
3	1:29.783	34.132	23.716	31.935
4	1:36.012	33.825	23.773	38.414
5	1:42.884	41.497	26.792	34.595
6	1:28.982	33.814	23.672	31.496
7	12:30.667**B**	33.697	24.091	...
8	1:55.330	47.880	28.799	38.651
9	1:48.350	40.157	31.967	36.226

3 Jazeman JAAFAR — MAS
FORTEC MOTORSPORTS

Lap	Lap Time	S1	S2	S3
1	2:58.553	1:48.251	30.044	40.258
2	2:01.379	40.861	36.619	43.899
3	1:29.660	34.333	23.863	31.464
4	1:38.708	33.810	25.355	39.543
5	1:29.132	33.748	23.829	31.555
6	1:40.727	35.510	29.675	35.542
7	12:27.913**B**	33.983	24.059	...
8	1:57.199	52.326	28.682	36.191
9	1:43.202	42.175	26.934	34.093

4 Oliver ROWLAND — GBR
FORTEC MOTORSPORTS

Lap	Lap Time	S1	S2	S3
1	5:07.818	4:01.247	30.571	36.000
2	1:39.253	38.391	25.548	35.314
3	1:32.134	34.032	23.628	34.474
4	7:07.506**B**	33.681	35.767	5:58.058
5	1:41.685	41.756	26.458	33.471
6	1:28.745	33.845	23.463	31.437
7	1:28.761	33.653	23.593	31.515
8	5:05.799**B**	37.161	25.290	4:03.348
9	2:05.171	1:00.737	29.718	34.716
10	1:46.308	36.746	32.366	37.196
11	7:31.936**B**	40.079	34.552	6:17.305
12	1:37.353	39.438	25.288	32.627

5 Nicholas LATIFI — CAN
ARDEN MOTORSPORT

Lap	Lap Time	S1	S2	S3
1	2:43.707	1:35.048	28.365	40.294
2	1:58.225	36.785	34.394	47.046
3	1:32.174	34.798	24.590	32.786
4	1:37.553	37.224	27.351	32.978
5	1:29.579	33.970	23.845	31.764
6	1:29.663	33.974	23.875	31.814
7	13:30.312**B**	47.587	29.318	...
8	1:53.242	50.881	27.387	34.974
9	1:42.504	37.286	26.125	39.093
10	7:46.174**B**	34.197	26.373	6:45.604
11	1:56.808	54.802	28.016	33.990

6 Egor ORUDZHEV — RUS
ARDEN MOTORSPORT

Lap	Lap Time	S1	S2	S3
1	3:18.551	2:13.165	29.375	36.011
2	1:46.088	37.435	26.268	42.385
3	1:30.042	34.290	23.687	32.065
4	1:47.095	34.082	28.110	44.903
5	1:49.418	33.955	23.765	51.698
6	1:42.984	39.413	29.485	34.086
7	13:13.912**B**	34.272	23.941	...
8	1:48.081	46.530	27.678	33.873
9	1:34.665	35.754	25.285	33.626
10	6:45.031**B**	34.221	30.694	5:40.116
11	1:43.174	41.503	25.723	35.948
12	1:30.820	34.041	24.120	32.659
13	1:28.995	33.830	23.645	31.520

9 Matthieu VAXIVIERE — FRA
LOTUS

Lap	Lap Time	S1	S2	S3
1	10:21.666	9:15.030	30.623	36.013
2	1:38.007	38.759	25.965	33.283
3	3:20.734**B**	35.195	29.803	2:15.736
4	1:39.376	41.140	25.891	32.345
5	1:29.171	33.842	23.643	31.686
6	7:35.353**B**	33.709	23.831	6:37.813
7	2:02.214	48.630	32.942	40.642
8	8:19.275**B**	39.217	27.613	7:12.445
9	1:37.376	39.615	25.075	32.686

10 Marlon STOCKINGER — PHI
LOTUS

Lap	Lap Time	S1	S2	S3
1	3:38.617	2:29.106	30.879	38.632
2	1:38.584	38.936	27.138	32.510
3	1:35.808	34.314	24.002	37.492
4	1:30.099	34.030	23.859	32.210
5	1:54.942	42.627	35.789	36.526
6	1:29.955	34.150	23.908	31.897
7	12:13.870**B**	35.388	25.389	...
8	1:53.765	48.264	28.492	37.009
9	1:41.821	38.066	26.322	37.433
10	1:30.618	34.454	23.981	32.183
11	6:12.676**B**	48.824	36.756	4:47.096
12	2:06.213	47.229	26.740	52.244

RENAULT SPORT

world series by RENAULT

FORMULA RENAULT 3.5 SERIES

2015 INTERNATIONAL SERIES SANCTIONED BY THE FIA



JEREZ
FORMULA RENAULT 3.5
QUALIFYING 1

Chronological Analysis of Performances

Personal Best — Session Best

B Crossing the finish line in pit lane

S1 Time from finish line to 1st intermedia

S2 Time from 1st intermediate to 2nd intermediate

S3 Time from 2nd intermediate to finish line

FY Full Yellow Flag

11 Tio ELLINAS — CYP
STRAKKA RACING

Lap	Lap Time	S1	S2	S3
1	15:11.294**B**	2:20.911	37.230	...
2	1:40.181	41.622	25.152	33.407
3	1:29.188	33.929	23.820	31.439
4	1:29.720	33.774	23.858	32.088
5	4:42.867**B**	38.786	27.498	3:36.583
6	1:53.524	49.097	29.020	35.407
7	1:43.368	36.115	28.839	38.414
8	7:09.230**B**	33.942	24.981	6:10.307
9	2:04.731	46.788	26.801	51.142
10	1:29.341	33.908	23.858	31.575

12 Gustav MALJA — SWE
STRAKKA RACING

Lap	Lap Time	S1	S2	S3
1	2:50.865	1:43.696	30.087	37.082
2	1:57.315	40.950	32.652	43.713
3	1:30.616	34.690	24.171	31.755
4	1:29.847	34.056	24.010	31.781
5	1:40.062	41.725	26.233	32.104
6	1:29.943	34.081	24.073	31.789
7	5:33.841**B**	38.532	26.961	4:28.348
8	1:49.989	45.007	28.611	36.371
9	1:39.637	37.122	28.713	33.802
10	1:29.550	33.898	23.663	31.989
11	1:38.991	41.340	25.266	32.385
12	1:29.504	34.014	23.667	31.823

15 Alfonso CELIS Jr — MEX
AVF

Lap	Lap Time	S1	S2	S3
1	2:04.960	58.484	28.084	38.392
2	1:42.227	37.385	28.471	36.371
3	1:30.439	34.560	24.056	31.823
4	1:38.576	38.428	24.921	35.227
5	1:29.917	34.078	23.767	32.072
6	1:41.880	36.276	28.595	37.009
7	1:30.086	34.090	23.831	32.165

16 Beitske VISSER — NED
AVF

Lap	Lap Time	S1	S2	S3
1	2:06.947	1:01.288	29.228	36.431
2	1:47.596	38.482	29.761	39.353
3	1:30.528	34.776	23.989	31.763
4	1:29.866	34.150	23.826	31.890
5	1:29.679	34.012	23.817	31.850
6	1:39.248	36.117	26.011	37.120
7	1:30.700	34.255	24.132	32.313
8	11:56.165**B**	34.497	24.645	...
9	1:58.992	50.041	31.682	37.269
10	1:37.854	37.759	26.697	33.398
11	1:30.434	34.477	24.111	31.846
12	6:28.839**B**	34.117	29.273	5:25.449
13	1:42.779	42.944	26.580	33.255
14	1:29.856	34.312	23.785	31.759
15	1:30.073	34.110	24.202	31.761

17 Roy NISSANY — ISR
TECH 1 RACING

Lap	Lap Time	S1	S2	S3
1	2:22.981	1:14.833	31.774	36.374
2	1:50.983	40.524	28.416	42.043
3	2:09.986**B**	34.525	27.067	1:08.394
4	1:36.367	38.847	24.594	32.926
5	1:29.873	33.964	24.022	31.887
6	1:42.167	34.635	29.854	37.678
7	12:00.469**B**	34.220	23.943	...
8	1:55.243	50.792	28.935	35.516
9	1:41.630	38.606	27.502	35.522
10	1:30.182	34.309	23.903	31.970
11	6:51.072**B**	34.706	26.672	5:49.694
12	1:49.142	45.274	27.494	36.374
13	1:30.742	34.222	24.090	32.430

18 Aurélien PANIS — FRA
TECH 1 RACING

Lap	Lap Time	S1	S2	S3
1	2:28.272	1:16.397	31.605	40.270
2	1:51.053	37.546	29.287	44.220
3	1:30.045	34.237	23.881	31.927
4	1:30.031	33.958	23.646	32.427
5	1:43.938	40.302	28.200	35.436
6	1:30.224	34.261	23.886	32.077
7	13:11.817**B**	34.290	25.300	...
8	1:57.014	50.781	30.226	36.007
9	1:38.500	37.213	27.437	33.850
10	1:30.128	34.091	23.933	32.104
11	6:21.322**B**	39.754	32.263	5:09.305
12	1:51.824	44.854	27.733	39.237
13	1:30.014	34.451	23.917	31.646
14	1:29.912	33.931	24.059	31.922

20 André NEGRÃO — BRA
INTERNATIONAL DRACO RACING

Lap	Lap Time	S1	S2	S3
1	2:13.359	1:06.753	30.681	35.925
2	1:55.812	40.676	28.477	46.659
3	1:30.825	34.756	24.121	31.948
4	1:30.379	34.418	24.006	31.955
5	1:45.335	39.483	31.042	34.810
6	1:30.778	34.439	24.024	32.315
7	6:28.900**B**	35.327	25.020	5:28.553
8	1:53.548	47.556	28.115	37.877
9	1:37.235	36.686	26.576	33.973
10	1:30.155	34.297	23.962	31.896
11	1:30.067	34.169	24.077	31.821
12	1:30.483	34.209	23.944	32.330
13	1:42.656	41.301	27.312	34.043
14	1:31.124	34.511	24.121	32.492

25 Sean GELAEL — INA
JAGONYA AYAM WITH CARLIN

Lap	Lap Time	S1	S2	S3
1	2:32.770	1:19.652	31.536	41.582
2	1:51.818	39.773	28.425	43.620
3	1:30.214	34.308	24.111	31.795
4	1:36.927	34.104	23.894	38.929



JEREZ
FORMULA RENAULT 3.5
QUALIFYING 1

2015 INTERNATIONAL SERIES
SANCTIONED BY THE FIA

Chronological Analysis of Performances

Personal Best | Session Best
B Crossing the finish line in pit lane
S1 Time from finish line to 1st intermedia
S2 Time from 1st intermediate to 2nd intermediate
S3 Time from 2nd intermediate to finish line
FY Full Yellow Flag

Lap	Lap Time	S1	S2	S3
5	1:43.092	41.112	27.563	34.417
6	1:30.317	34.321	24.105	31.891
7	1:44.614	42.592	27.470	34.552
8	9:32.608**B**	35.688	24.480	8:32.440
9	1:55.386	50.284	29.166	35.936
10	1:42.284	38.793	28.313	35.178
11	1:29.909	34.230	24.046	31.633
12	1:40.111	40.655	25.712	33.744
13	6:23.120**B**	38.072	33.385	5:11.663
14	1:53.736			
15	1:30.345			

26 Tom DILLMANN — FRA
JAGONYA AYAM WITH CARLIN

Lap	Lap Time	S1	S2	S3
1	2:36.285	1:25.832	30.739	39.714
2	1:56.021	40.139	33.978	41.904
3	1:29.453	34.120	23.824	31.509
4	1:45.900	41.623	29.442	34.835
5	1:28.621	33.728	23.545	31.348
6	1:48.581	40.744	28.224	39.613
7	13:04.529**B**	41.793	30.443	...
8	1:59.051	48.333	29.586	41.132
9	1:41.165	39.759	27.557	33.849
10	7:25.757**B**	34.065	25.456	6:26.236
11	2:02.501	43.810	27.363	51.328

39 Yu KANAMARU — JPN
PONS RACING

Lap	Lap Time	S1	S2	S3
1	2:07.746	1:02.232	29.442	36.072
2	1:49.487	39.977	30.484	39.026
3	1:30.196	34.620	24.042	31.534
4	1:30.066	34.403	23.746	31.917
5	1:44.522	41.880	28.819	33.823
6	1:29.886	34.081	23.937	31.868
7	13:42.043**B**	34.751	23.773	...
8	1:53.248	48.177	27.628	37.443
9	1:42.134	42.242	25.866	34.026
10	1:29.696	34.257	23.746	31.693
11	6:07.095**B**	35.727	29.764	5:01.604
12	1:38.007	40.254	25.129	32.624
13	1:29.690	34.060	23.851	31.779
14	1:29.811	33.985	24.001	31.825

40 Nikita ZLOBIN — RUS
PONS RACING

Lap	Lap Time	S1	S2	S3
1	2:08.374	1:02.779	29.991	35.604
2	1:53.484	39.852	30.824	42.808
3	1:30.721	34.590	24.258	31.873
4	1:30.286	34.280	24.033	31.973
5	1:46.465	43.191	29.995	33.279
6	1:30.981	34.315	24.177	32.489
7	12:11.206**B**	41.137	30.340	...
8	1:52.091	49.201	27.859	35.031
9	1:36.896	36.853	26.047	33.996
10	2:00.343	46.005	32.834	41.504
11	7:07.550**B**	34.488	25.097	6:07.965
12	1:47.163	43.177	26.548	37.438
13	1:30.138	34.451	23.988	31.699
14	1:30.154	34.150	23.965	32.039

RENAULT SPORT

world series by RENAULT

FORMULA RENAULT 3.5 SERIES

2015 INTERNATIONAL SERIES SANCTIONED BY THE FIA

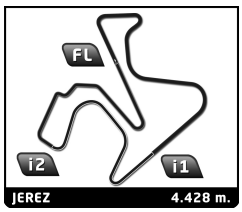

JEREZ
FORMULA RENAULT 3.5
QUALIFYING 1

Weather Report

Air Temperature

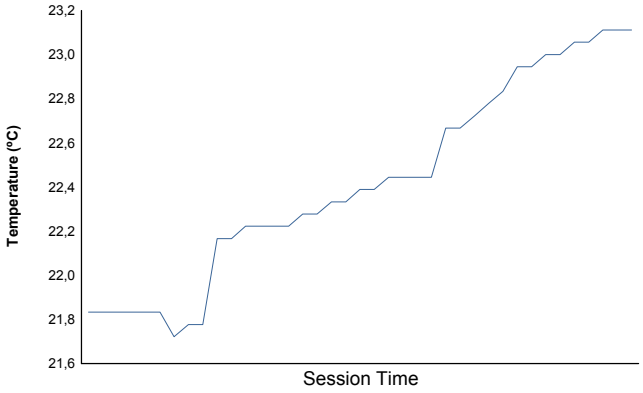

Track Temperature

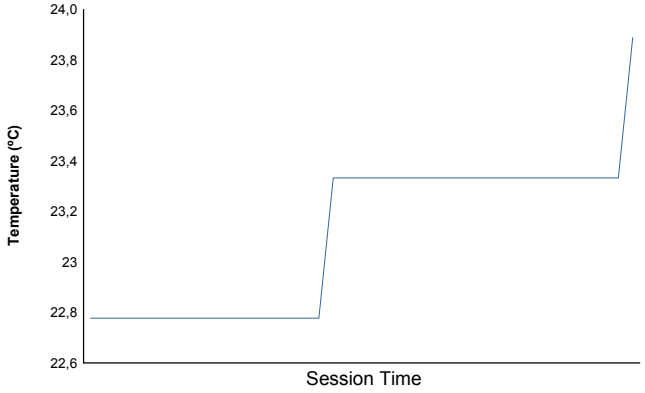

Humidity

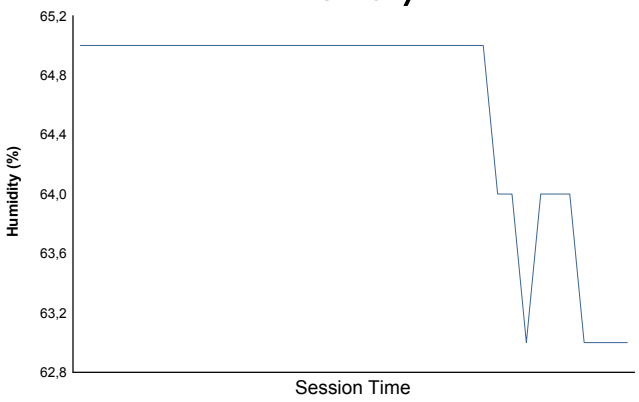

Pressure

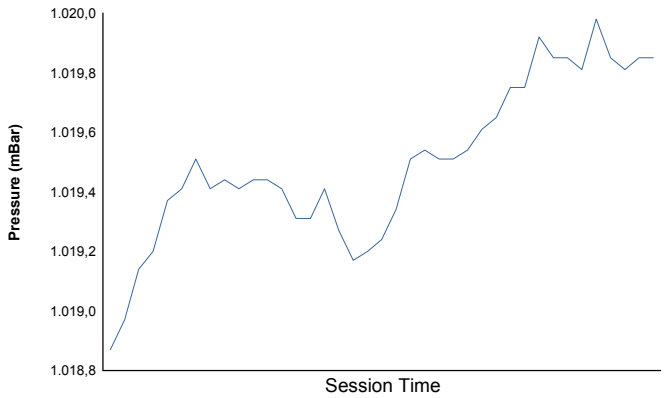

Wind Speed

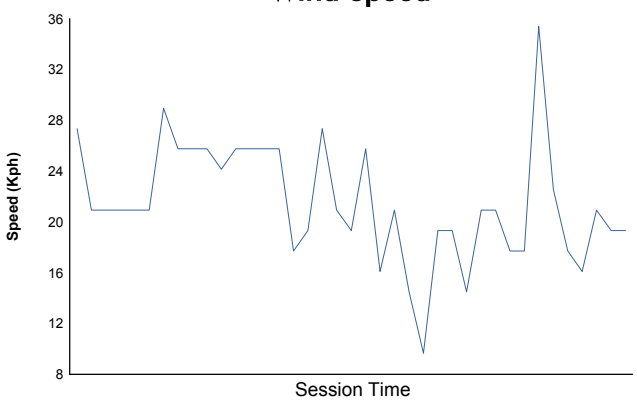

Wind direction

North = 0º/360º Est = 90º South = 180º West= 270º

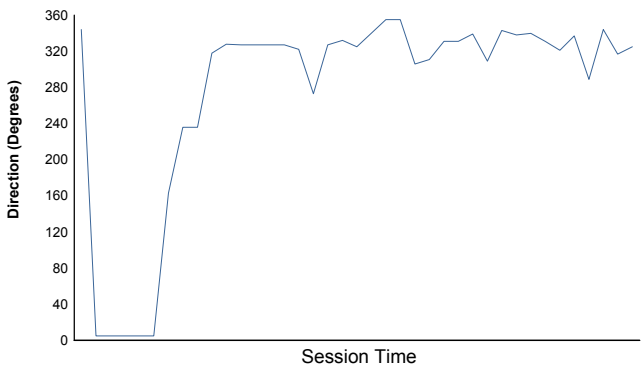

Track Status: **WET**

RENAULT SPORT

world series by RENAULT

FORMULA RENAULT 3.5 SERIES

2015 INTERNATIONAL SERIES SANCTIONED BY THE FIA



JEREZ
FORMULA RENAULT 3.5
RACE 1 (40' +1 lap)

Starting Grid

40 - N. ZLOBIN	1:30.138	19	
15 - A. CELIS Jr	1:30.086	18
20 - A. NEGRÃO	1:30.067	17	
10 - M. STOCKINGER	1:29.955	16
18 - A. PANIS	1:29.912	15	
25 - S. GELAEL	1:29.909	14
17 - R. NISSANY	1:29.873	13	
2 - D. STONEMAN	1:29.783	12
39 - Y. KANAMARU	1:29.690	11	
16 - B. VISSER	1:29.679	10
5 - N. LATIFI	1:29.579	9	
12 - G. MALJA	1:29.504	8
1 - N. DE VRIES	1:29.300	7	
11 - T. ELLINAS	1:29.188	6
9 - M. VAXIVIERE	1:29.171	5	
3 - J. JAAFAR	1:29.132	4
6 - E. ORUDZHEV	1:28.995	3	
4 - O. ROWLAND	1:28.745	2
26 - T. DILLMANN	1:28.621	1	

Published at: .....

Stewards:	Timekeeper:

RENAULT SPORT

world series by RENAULT

FORMULA RENAULT 3.5 SERIES



JEREZ
FORMULA RENAULT 3.5
RACE 1 (40' +1 lap)

2015 INTERNATIONAL SERIES
SANCTIONED BY THE FIA

Final Classification

			Driver	Nation ASN	Team		Laps	Total Time	Gap	Kph	Best Lap Lap	Best Lap Time	Best Lap Kph
1	(25)	4	**Oliver ROWLAND**	GBR	FORTEC MOTORSPORTS		23	**43:14.735**	-	141.3	11	**1:46.843**	149.2
2	(18)	6	**Egor ORUDZHEV**	RUS	ARDEN MOTORSPORT	R	23	**43:25.614**	+10.879	140.7	11	**1:48.239**	147.3
3	(15)	9	**Matthieu VAXIVIERE**	FRA	LOTUS		23	**43:28.163**	+13.428	140.6	21	**1:47.180**	148.7
4	(12)	1	**Nyck DE VRIES**	NED	DAMS	R	23	**43:31.216**	+16.481	140.4	21	**1:47.296**	148.6
5	(10)	11	**Tio ELLINAS**	CYP	STRAKKA RACING		23	**43:40.755**	+26.020	139.9	22	**1:47.710**	148.0
6	(8)	3	**Jazeman JAAFAR**	MAS	FORTEC MOTORSPORTS		23	**43:57.885**	+43.150	139.0	12	**1:49.472**	145.6
7	(6)	5	**Nicholas LATIFI**	CAN	ARDEN MOTORSPORT		23	**44:03.464**	+48.729	138.7	23	**1:47.520**	148.3
8	(4)	20	**André NEGRÃO**	BRA	INTERNATIONAL DRACO RACING		23	**44:07.278**	+52.543	138.5	20	**1:48.209**	147.3
9	(2)	17	**Roy NISSANY**	ISR	TECH 1 RACING	R	23	**44:11.257**	+56.522	138.3	20	**1:48.519**	146.9
10	(1)	39	**Yu KANAMARU**	JPN	PONS RACING	R	23	**44:12.801**	+58.066	138.2	7	**1:49.466**	145.6
11		12	**Gustav MALJA**	SWE	STRAKKA RACING	R	23	**44:13.368**	+58.633	138.2	21	**1:49.607**	145.4
12		16	**Beitske VISSER**	NED	AVF		23	**44:15.056**	+1:00.321	138.1	22	**1:49.322**	145.8
13		2	**Dean STONEMAN**	GBR	DAMS	R	23	**44:27.202**	+1:12.467	137.5	22	**1:43.315**	154.3
14		40	**Nikita ZLOBIN**	RUS	PONS RACING	R	23	**44:28.966**	+1:14.231	137.4	22	**1:49.420**	145.7
15		15	**Alfonso CELIS Jr**	MEX	AVF	R	23	**44:48.089**	+1:33.354	136.4	23	**1:42.364**	155.7
16		25	**Sean GELAEL**	INA	JAGONYA AYAM WITH CARLIN	R	23	**44:52.661**	+1:37.926	136.2	23	**1:44.298**	152.8
17		10	**Marlon STOCKINGER**	PHI	LOTUS		22	**43:56.412**	1 Lap	133.0	21	**1:46.422**	149.8
Not classified:													
18		18	**Aurélien PANIS**	FRA	TECH 1 RACING	R	14	**27:42.988**			10	**1:50.192**	144.7
		26	**Tom DILLMANN**	FRA	JAGONYA AYAM WITH CARLIN		13	**26:56.029**			9	**1:48.506**	146.9

Pole Position		T. DILLMANN	**1:28.621**	179.9 Kph
Fastest Lap	Lap 23	Alfonso CELIS Jr	**1:42.364**	155.7 Kph
Circuit Record Lap	19/10/2014	Pietro FANTIN	**1:31.927**	173.4 Kph
Circuit Best Lap	25/3/2014	Oliver ROWLAND	**1:25.397**	186.7 Kph

Track Status: **WET**

Published at: .....

Stewards:	**Timekeeper:**

RENAULT SPORT

world series by RENAULT

FORMULA RENAULT 3.5 SERIES

2015 INTERNATIONAL SERIES

SANCTIONED BY THE FIA



JEREZ
FORMULA RENAULT 3.5
After RACE 1

Drivers Championship Standings

	Drivers	Nation		Points	ESP		MON		BEL		HUN		AUT		GBR		GER		FRA		ESP	
1	Oliver ROWLAND	GBR		**289**	25	15	8	-	10	25	15	25	25	18	18	25	25	1	25	4	25	-
2	Matthieu VAXIVIERE	FRA		**219**	12	25	-	-	25	15	12	18	8	25	15	18	12	-	1	18	15	-
3	Nyck DE VRIES	NED	R	**135**	6	18	-	-	2	18	-	2	15	10	12	-	18	15	6	1	12	-
4	Dean STONEMAN	GBR	R	**130**	15	-	18	-	15	12	8	-	18	-	-	12	-	8	12	12	-	-
5	Egor ORUDZHEV	RUS	R	**127**	-	-	12	-	1	2	25	-	-	-	6	8	2	10	18	25	18	-
6	Tio ELLINAS	CYP		**123**	-	12	-	-	6	10	-	8	2	-	25	-	8	25	2	15	10	-
7	Jazeman JAAFAR	MAS		**114**	18	6	25	-	18	8	-	12	1	2	1	-	15	-	-	-	8	-
8	Tom DILLMANN	FRA		**114**	2	10	15	-	8	-	10	10	10	4	10	-	10	-	15	10	-	-
9	Gustav MALJA	SWE	R	**69**	1	-	-	-	4	-	1	15	6	6	8	4	4	18	-	2	-	-
10	Pietro FANTIN	BRA		**61**	8	-	10	-	-	4	-	4	-	12	-	15	6	2	-	-	-	-
11	Nicholas LATIFI	CAN		**54**	4	-	-	-	12	-	-	-	12	-	4	10	-	-	-	6	6	-
12	Aurélien PANIS	FRA	R	**42**	-	-	6	-	-	6	6	-	4	-	-	2	-	-	10	8	-	-
13	Roy NISSANY	ISR	R	**27**	-	-	-	-	-	-	4	-	-	15	2	-	-	-	4	-	2	-
14	Roberto MERHI	ESP		**26**	-	2	-	-	-	-	18	6	-	-	-	-	-	-	-	-	-	-
15	Meindert VAN BUUREN	NED		**20**	10	8	-	-	-	1	-	1	-	-	-	-	-	-	-	-	-	-
16	Alfonso CELIS Jr	MEX	R	**17**	-	4	-	-	-	-	-	-	-	-	-	-	1	12	-	-	-	-
17	Marlon STOCKINGER	PHI		**14**	-	-	-	-	-	-	-	-	-	8	-	-	-	6	-	-	-	-
18	Yu KANAMARU	JPN	R	**9**	-	-	-	-	-	-	-	-	-	-	-	-	-	-	8	-	1	-
19	Nicholas YELLOLY	GBR		**6**	-	-	-	-	-	-	-	-	-	-	-	6	-	-	-	-	-	-
20	Sean GELAEL	INA	R	**5**	-	-	4	-	-	-	-	-	-	-	-	1	-	-	-	-	-	-
21	André NEGRÃO	BRA		**4**	-	-	-	-	-	-	-	-	-	-	-	-	-	-	-	-	4	-
22	Renè BINDER	AUT		**4**	-	-	-	-	-	-	-	-	-	-	-	-	-	4	-	-	-	-
23	Beitske VISSER	NED		**3**	-	-	-	-	-	-	2	-	-	1	-	-	-	-	-	-	-	-
24	Alex FONTANA	SUI	R	**2**	-	-	2	-	-	-	-	-	-	-	-	-	-	-	-	-	-	-
25	Bruno BONIFACIO	BRA	R	**1**	-	1	-	-	-	-	-	-	-	-	-	-	-	-	-	-	-	-
26	Philo Paz Patrick ARMAND	INA	R	**1**	-	-	1	-	-	-	-	-	-	-	-	-	-	-	-	-	-	-

RENAULT SPORT

world series by RENAULT

FORMULA RENAULT 3.5 SERIES

2015 INTERNATIONAL SERIES
SANCTIONED BY THE FIA

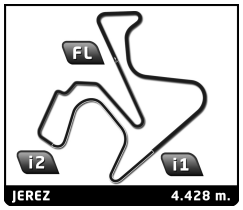

JEREZ
FORMULA RENAULT 3.5
After RACE 1

Teams Championship Standings

	Teams	Points	ESP		MON		BEL		HUN		AUT		GBR		GER		FRA		ESP	
1	FORTEC MOTORSPORTS	**403**	43	21	33	-	28	33	15	37	26	20	19	25	40	1	25	4	33	-
2	DAMS	**265**	21	18	18	-	17	30	8	2	33	10	12	12	18	23	18	13	12	-
3	LOTUS	**259**	22	33	-	-	25	16	12	19	8	33	15	24	12	6	1	18	15	-
4	STRAKKA RACING	**192**	1	12	-	-	10	10	1	23	8	6	33	4	12	43	2	17	10	-
5	ARDEN MOTORSPORT	**181**	4	-	12	-	13	2	25	-	12	-	10	18	2	10	18	31	24	-
6	JAGONYA AYAM WITH CARLIN	**119**	2	10	19	-	8	-	10	10	10	4	10	1	10	-	15	10	-	-
7	TECH 1 RACING	**69**	-	-	6	-	-	6	10	-	4	15	2	2	-	-	14	8	2	-
8	INTERNATIONAL DRACO RACING	**66**	8	1	10	-	-	4	-	4	-	12	-	15	6	2	-	-	4	-
9	PONS RACING	**42**	-	2	3	-	-	-	18	6	-	-	-	-	-	4	8	-	1	-
10	AVF	**20**	-	4	-	-	-	-	2	-	-	1	-	-	1	12	-	-	-	-

RENAULT SPORT

world series by RENAULT

FORMULA RENAULT 3.5 SERIES

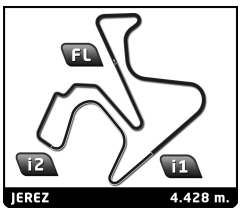

2015 INTERNATIONAL SERIES
SANCTIONED BY THE FIA

JEREZ
FORMULA RENAULT 3.5
RACE 1

Lap Chart

Driver	Lap / Pos	Grid	1	2	3	4	5	6	7	8	9	10	11	12	13	14	15	16	17	18	19	20	21	22	23
(26) T. DILLMANN	1	26	26	26	26	26	26	26	26	26	26	4	4	4	4	4	4	4	4	4	4	4	4	4	4
(4) O. ROWLAND	2	4	4	4	4	4	4	6	4	4	4	6	6	6	6	6	6	6	6	6	6	6	6	6	6
(6) E. ORUDZHEV	3	6	6	6	6	6	6	4	6	6	6	26	9	9	9	9	9	9	9	9	9	9	9	9	9
(3) J. JAAFAR	4	3	3	3	3	3	3	3	9	9	9	9	3	3	1	1	1	1	1	1	1	1	1	1	1
(9) M. VAXIVIERE	5	9	9	9	9	9	9	9	3	3	3	3	1	1	3	3	3	3	11	11	11	11	11	11	11
(11) T. ELLINAS	6	11	11	11	11	11	11	11	11	11	11	1	11	11	11	11	11	11	3	3	3	3	3	3	3
(1) N. DE VRIES	7	1	1	1	1	1	1	1	1	1	1	11	2	2	39	39	39	39	39	39	39	39	5	5	5
(12) G. MALJA	8	12	12	12	12	12	12	2	2	2	2	2	39	39	12	12	12	12	12	5	5	5	20	20	20
(5) N. LATIFI	9	5	5	5	2	2	2	39	39	39	39	39	12	12	25	20	20	20	20	20	20	20	39	39	17
(16) B. VISSER	10	16	16	16	39	39	39	12	12	12	12	12	25	17	18	25	5	5	5	12	12	17	17	17	39
(39) Y. KANAMARU	11	39	39	39	16	25	25	25	25	25	25	25	17	25	20	18	16	16	16	16	17	12	12	12	12
(2) D. STONEMAN	12	2	2	2	25	17	17	17	17	17	17	17	18	18	16	16	17	17	17	17	16	16	16	16	16
(17) R. NISSANY	13	17	17	17	17	18	18	18	18	18	18	18	20	20	5	5	40	40	40	40	40	40	40	40	2
(25) S. GELAEL	14	25	25	25	18	20	20	20	20	20	20	20	16	16	17	17	2	2	2	2	2	2	2	2	40
(18) A. PANIS	15	18	18	18	20	16	16	16	16	16	16	16	5	5	40	40	25	25	25	25	25	25	15	15	15
(10) M. STOCKINGER	16	10	10	10	10	10	10	10	15	15	15	15	15	15	2	2	15	15	15	15	15	15	25	25	25
(20) A. NEGRÃO	17	20	20	20	15	15	15	15	5	5	5	5	10	10	15	15	10	10	10	10	10	10	10	10	
(15) A. CELIS Jr	18	15	15	15	5	5	5	5	10	10	10	10	40	40	26	10									
(40) N. ZLOBIN	19	40	40	40	40	40	40	40	40	40	40	40	26	26	10										

RENAULT SPORT

world series by RENAULT

FORMULA RENAULT 3.5 SERIES



JEREZ
FORMULA RENAULT 3.5
RACE 1

2015 INTERNATIONAL SERIES
SANCTIONED BY THE FIA

Best Partial Times

IT Ideal Lap Time, sum of the best partial times
BT Best Lap Time

	S1		S2		S3					
Pos	Driver	Time	Driver	Time	Driver	Time	Pos	Driver	IT	BT
1	15 A.CELIS Jr	37.698	15 A.CELIS Jr	26.234	15 A.CELIS Jr	37.897	1	A.CELIS Jr	1'41.829	1:42.364 (1)
2	2 D.STONEMAN	38.110	2 D.STONEMAN	26.899	2 D.STONEMAN	37.980	2	D.STONEMAN	1'42.989	1:43.315 (2)
3	25 S.GELAEL	38.449	25 S.GELAEL	26.930	25 S.GELAEL	38.346	3	S.GELAEL	1'43.725	1:44.298 (3)
4	10 M.STOCKINGER	39.600	10 M.STOCKINGER	27.811	4 O.ROWLAND	38.413	4	M.STOCKINGER	1'46.299	1:46.422 (4)
5	1 N.DE VRIES	39.635	5 N.LATIFI	28.344	6 E.ORUDZHEV	38.693	5	O.ROWLAND	1'46.724	1:46.843 (5)
6	11 T.ELLINAS	39.731	9 M.VAXIVIERE	28.355	26 T.DILLMANN	38.747	6	M.VAXIVIERE	1'47.029	1:47.180 (6)
7	4 O.ROWLAND	39.762	11 T.ELLINAS	28.410	1 N.DE VRIES	38.772	7	N.DE VRIES	1'47.146	1:47.296 (7)
8	9 M.VAXIVIERE	39.768	20 A.NEGRÃO	28.524	17 R.NISSANY	38.856	8	T.ELLINAS	1'47.348	1:47.710 (9)
9	5 N.LATIFI	39.894	4 O.ROWLAND	28.549	10 M.STOCKINGER	38.888	9	E.ORUDZHEV	1'47.429	1:48.239 (11)
10	6 E.ORUDZHEV	40.123	6 E.ORUDZHEV	28.613	9 M.VAXIVIERE	38.906	10	N.LATIFI	1'47.520	1:47.520 (8)
11	17 R.NISSANY	40.185	1 N.DE VRIES	28.739	39 Y.KANAMARU	39.048	11	A.NEGRÃO	1'47.929	1:48.209 (10)
12	20 A.NEGRÃO	40.191	39 Y.KANAMARU	28.819	12 G.MALJA	39.127	12	R.NISSANY	1'48.014	1:48.519 (13)
13	40 N.ZLOBIN	40.496	26 T.DILLMANN	28.849	11 T.ELLINAS	39.207	13	T.DILLMANN	1'48.205	1:48.506 (12)
14	39 Y.KANAMARU	40.603	16 B.VISSER	28.866	20 A.NEGRÃO	39.214	14	Y.KANAMARU	1'48.470	1:49.466 (16)
15	26 T.DILLMANN	40.609	40 N.ZLOBIN	28.891	3 J.JAAFAR	39.270	15	G.MALJA	1'48.918	1:49.607 (18)
16	16 B.VISSER	40.612	17 R.NISSANY	28.973	5 N.LATIFI	39.282	16	B.VISSER	1'49.013	1:49.322 (14)
17	12 G.MALJA	40.694	12 G.MALJA	29.097	16 B.VISSER	39.535	17	N.ZLOBIN	1'49.248	1:49.420 (15)
18	3 J.JAAFAR	40.877	3 J.JAAFAR	29.211	18 A.PANIS	39.557	18	J.JAAFAR	1'49.358	1:49.472 (17)
19	18 A.PANIS	41.059	18 A.PANIS	29.516	40 N.ZLOBIN	39.861	19	A.PANIS	1'50.132	1:50.192 (19)

RENAULT SPORT

world series by RENAULT

FORMULA RENAULT 3.5 SERIES

2015 INTERNATIONAL SERIES SANCTIONED BY THE FIA

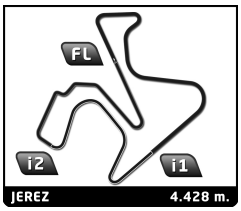

JEREZ
FORMULA RENAULT 3.5
RACE 1

Fastest Laps Sequence

Practice Time		Driver	Nation	Time	Kph	Driver's Lap
5:15.504	26	**Tom DILLMANN**	FRA	**2:33.768**	103.7	2
5:16.027	4	**Oliver ROWLAND**	GBR	**2:33.513**	103.8	2
5:16.636	6	**Egor ORUDZHEV**	RUS	**2:33.263**	104.0	2
5:16.973	3	**Jazeman JAAFAR**	MAS	**2:32.997**	104.2	2
5:17.388	9	**Matthieu VAXIVIERE**	FRA	**2:31.045**	105.5	2
5:17.841	11	**Tio ELLINAS**	CYP	**2:30.542**	105.9	2
5:18.402	1	**Nyck DE VRIES**	NED	**2:30.338**	106.0	2
5:19.006	12	**Gustav MALJA**	SWE	**2:29.816**	106.4	2
5:19.379	5	**Nicholas LATIFI**	CAN	**2:29.175**	106.9	2
5:19.771	16	**Beitske VISSER**	NED	**2:28.471**	107.4	2
5:20.350	39	**Yu KANAMARU**	JPN	**2:27.563**	108.0	2
5:20.944	2	**Dean STONEMAN**	GBR	**2:27.163**	108.3	2
5:21.298	17	**Roy NISSANY**	ISR	**2:26.609**	108.7	2
5:21.897	25	**Sean GELAEL**	INA	**2:25.681**	109.4	2
5:22.302	18	**Aurélien PANIS**	FRA	**2:25.116**	109.8	2
5:22.793	10	**Marlon STOCKINGER**	PHI	**2:24.684**	110.2	2
5:23.073	20	**André NEGRÃO**	BRA	**2:24.383**	110.4	2
5:23.392	15	**Alfonso CELIS Jr**	MEX	**2:24.078**	110.6	2
5:24.280	40	**Nikita ZLOBIN**	RUS	**2:23.919**	110.8	2
7:04.587	26	**Tom DILLMANN**	FRA	**1:49.083**	146.1	3
8:53.536	26	**Tom DILLMANN**	FRA	**1:48.949**	146.3	4
8:55.402	6	**Egor ORUDZHEV**	RUS	**1:48.739**	146.6	4
10:43.275	4	**Oliver ROWLAND**	GBR	**1:48.498**	146.9	5
14:21.127	4	**Oliver ROWLAND**	GBR	**1:47.537**	148.2	7
21:33.977	4	**Oliver ROWLAND**	GBR	**1:46.843**	149.2	11
35:43.729	2	**Dean STONEMAN**	GBR	**1:46.791**	149.3	18
37:29.202	2	**Dean STONEMAN**	GBR	**1:45.473**	151.1	19
39:13.524	2	**Dean STONEMAN**	GBR	**1:44.322**	152.8	20
40:57.403	2	**Dean STONEMAN**	GBR	**1:43.879**	153.5	21
42:40.718	2	**Dean STONEMAN**	GBR	**1:43.315**	154.3	22
43:05.725	15	**Alfonso CELIS Jr**	MEX	**1:43.093**	154.6	22
44:48.089	15	**Alfonso CELIS Jr**	MEX	**1:42.364**	155.7	23

RENAULT SPORT

world series by RENAULT

FORMULA RENAULT 3.5 SERIES

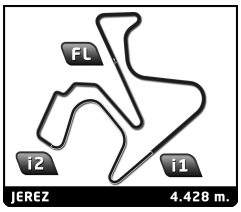

JEREZ
FORMULA RENAULT 3.5
RACE 1

2015 INTERNATIONAL SERIES SANCTIONED BY THE FIA

Pit Stop Analysis

Nr.	In Time	Out Time	Pit Time	T. Pit Time
2	**D. STONEMAN**			
	DAMS			R
1	14:55:29.096	14:56:14.398	45.302	45.302
10	**M. STOCKINGER**			
	LOTUS			
1	14:55:51.159	14:57:09.005	1:17.846	1:17.846
15	**A. CELIS Jr**			
	AVF			R
1	14:55:46.216	14:56:21.421	35.205	35.205
25	**S. GELAEL**			
	JAGONYA AYAM WITH CARLIN			R
1	14:59:51.240	15:00:23.416	32.176	32.176
26	**T. DILLMANN**			
	JAGONYA AYAM WITH CARLIN			
1	14:52:19.264	14:53:08.202	48.938	48.938

Nr.	In Time	Out Time	Pit Time	T. Pit Time

Nr.	In Time	Out Time	Pit Time	T. Pit Time

RENAULT SPORT

world series by RENAULT

FORMULA RENAULT 3.5 SERIES



JEREZ
FORMULA RENAULT 3.5
RACE 1

2015 INTERNATIONAL SERIES
SANCTIONED BY THE FIA

Analysis by Lap

Lapped

Lap 1

Num	Lap Time	Gap
26	2:41.736	
4	2:42.514	0.778
6	2:43.373	1.637
3	2:43.976	2.240
9	2:46.343	4.607
11	2:47.299	5.563
1	2:48.064	6.328
12	2:49.190	7.454
5	2:50.204	8.468
16	2:51.300	9.564
39	2:52.787	11.051
2	2:53.781	12.045
17	2:54.689	12.953
25	2:56.216	14.480
18	2:57.186	15.450
10	2:58.109	16.373
20	2:58.690	16.954
15	2:59.314	17.578
40	3:00.361	18.625

Lap 2

Num	Lap Time	Gap
26	2:33.768	
4	2:33.513	0.523
6	2:33.263	1.132
3	2:32.997	1.469
9	2:31.045	1.884
11	2:30.542	2.337
1	2:30.338	2.898
12	2:29.816	3.502
5	2:29.175	3.875
16	2:28.471	4.267
39	2:27.563	4.846
2	2:27.163	5.440
17	2:26.609	5.794
25	2:25.681	6.393
18	2:25.116	6.798
10	2:24.684	7.289
20	2:24.383	7.569
15	2:24.078	7.888
40	2:23.919	8.776

Lap 3

Num	Lap Time	Gap
26	1:49.083	
4	1:49.657	1.097
6	1:50.027	2.076
3	1:50.774	3.160
9	1:51.019	3.820
11	1:51.320	4.574
1	1:51.434	5.249
12	1:52.709	7.128
2	1:53.943	10.300
39	1:55.122	10.885
16	1:55.954	11.138
25	1:53.857	11.167
17	1:54.964	11.675
18	1:54.648	12.363
20	1:54.114	12.600
10	1:55.036	13.242
15	1:55.434	14.239
5	1:59.704	14.496
40	1:55.610	15.303

Lap 4

Num	Lap Time	Gap
26	1:48.949	
4	1:49.093	1.241
6	1:48.739	1.866
3	1:50.337	4.548
9	1:49.884	4.755
11	1:50.226	5.851
1	1:50.553	6.853
12	1:51.767	9.946
2	1:50.196	11.547
39	1:50.392	12.328
25	1:51.504	13.722
17	1:52.438	15.164
18	1:52.516	15.930
20	1:53.229	16.880
16	1:54.885	17.074
10	1:53.654	17.947
15	1:53.371	18.661
5	1:53.612	19.159
40	1:53.439	19.793

Lap 5

Num	Lap Time	Gap
26	1:49.066	
4	1:48.498	0.673
6	1:49.012	1.812
3	1:50.233	5.715
9	1:50.029	5.718
11	1:49.644	6.429
1	1:49.570	7.357
12	1:51.482	12.362
2	1:50.107	12.588
39	1:50.597	13.859
25	1:50.774	15.430
17	1:51.964	18.062
18	1:51.842	18.706
20	1:51.637	19.451
16	1:52.041	20.049
10	1:52.116	20.997
15	1:52.091	21.686
5	1:52.221	22.314
40	1:52.306	23.033

Lap 6

Num	Lap Time	Gap
26	1:48.725	
6	1:49.107	2.194
4	1:50.315	2.263
3	1:50.548	7.538
9	1:50.577	7.570
11	1:50.825	8.529
1	1:50.383	9.015
2	1:50.856	14.719
39	1:50.519	15.653
12	1:53.620	17.257
25	1:51.357	18.062
17	1:51.301	20.638
18	1:51.134	21.115
20	1:51.121	21.847
16	1:51.630	22.954
10	1:51.378	23.650
15	1:51.321	24.282
5	1:51.379	24.968
40	1:51.284	25.592

Lap 7

Num	Lap Time	Gap
26	1:49.025	
4	1:47.537	0.775
6	1:48.823	1.992
9	1:49.230	7.775
3	1:50.715	9.228
11	1:50.392	9.896
1	1:50.428	10.418
2	1:49.504	15.198
39	1:49.466	16.094
12	1:50.638	18.870
25	1:51.008	20.045
17	1:50.222	21.835
18	1:50.620	22.710
20	1:50.797	23.619
16	1:51.167	25.096
15	1:50.704	25.961
5	1:51.093	27.036
10	1:53.003	27.628
40	1:51.297	27.864

Lap 8

Num	Lap Time	Gap
26	1:49.220	
4	1:49.008	0.563
6	1:48.804	1.576
9	1:48.751	7.306
3	1:49.786	9.794
11	1:49.788	10.464
1	1:49.865	11.063
2	1:49.356	15.334
39	1:49.985	16.859
12	1:51.006	20.656
25	1:50.798	21.623
17	1:50.366	22.981
18	1:50.716	24.206
20	1:50.848	25.247
16	1:50.618	26.494
15	1:50.754	27.495
5	1:50.402	28.218
10	1:51.002	29.410
40	1:52.006	30.650

Lap 9

Num	Lap Time	Gap
26	1:48.506	
4	1:48.307	0.364
6	1:48.781	1.851
9	1:49.045	7.845
3	1:49.646	10.934
11	1:49.965	11.923
1	1:50.058	12.615
2	1:49.519	16.347
39	1:50.634	18.987
12	1:50.715	22.865
25	1:50.730	23.847
17	1:50.246	24.721
18	1:50.620	26.320
20	1:50.878	27.619
16	1:50.684	28.672
15	1:50.170	29.159
5	1:49.941	29.653
10	1:50.880	31.784
40	1:51.227	33.371

Lap 10

Num	Lap Time	Gap
4	1:48.692	
6	1:49.777	2.572
26	1:53.413	4.357
9	1:49.217	8.006
3	1:49.838	11.716
1	1:49.396	12.955
11	1:50.692	13.559
2	1:49.850	17.141
39	1:51.167	21.098
12	1:51.366	25.175
25	1:50.850	25.641
17	1:50.309	25.974
18	1:50.192	27.456
20	1:50.364	28.927
16	1:50.407	30.023
15	1:50.907	31.010
5	1:50.979	31.576
10	1:51.044	33.772
40	1:51.442	35.757

Lap 11

Num	Lap Time	Gap
4	1:46.843	
6	1:48.239	3.968
9	1:49.166	10.329
3	1:49.875	14.748
1	1:49.500	15.612
11	1:50.003	16.719
2	1:50.134	20.432
39	1:51.519	25.774
12	1:51.356	29.688
25	1:51.436	30.234
17	1:51.519	30.650
18	1:51.228	31.841
20	1:50.885	32.969
16	1:50.740	33.920
5	1:51.152	35.885
15	1:51.752	35.919
10	1:53.007	39.936
40	1:51.841	40.755
26	3:15.345	1'32.859

Lap 12

Num	Lap Time	Gap
4	1:47.263	
6	1:48.308	5.013
9	1:49.556	12.622
3	1:49.472	16.957
1	1:49.038	17.387
11	1:49.207	18.663
2	1:49.801	22.970
39	1:49.982	28.493
12	1:50.080	32.505
17	1:50.712	34.099
25	1:52.550	35.521
18	1:51.453	36.031
20	1:50.771	36.477
16	1:50.419	37.076
5	1:49.416	38.038
15	1:50.896	39.552
10	1:51.223	43.896
40	1:52.071	45.563
26	1:57.489	1'43.085

Lap 13

Num	Lap Time	Gap
4	1:47.698	
6	1:48.681	5.996
9	1:49.652	14.576
1	1:48.420	18.109
3	1:50.987	20.246
11	1:49.827	20.792
39	1:50.901	31.696
12	1:51.060	35.867
25	1:51.906	39.729
18	1:52.104	40.437
20	1:51.897	40.676
16	1:51.854	41.232
5	1:51.182	41.522
17	2:01.002	47.403
40	1:51.605	49.470
2	2:28.822	1'04.094
15	2:19.263	1'11.117
26	1:51.704	1'47.091

Lap 14

Num	Lap Time	Gap
4	1:48.141	
6	1:49.470	7.325
10	3:02.503	1 Lap
9	1:49.189	15.624
1	1:49.238	19.206
3	1:50.780	22.885
11	1:51.121	23.772
39	1:51.727	35.282
12	1:51.323	39.049
20	1:52.456	44.991
25	1:54.052	45.640
18	1:53.613	45.909
16	1:52.941	46.032
5	1:52.947	46.328
17	1:50.353	49.615
40	1:51.592	52.921
2	2:05.346	1'21.299
15	2:15.958	1'38.934

Lap 15

Num	Lap Time	Gap
4	1:50.467	
6	1:50.324	7.182
9	1:50.055	15.212
1	1:50.464	19.203
3	1:51.319	23.737
11	1:51.417	24.722
10	2:12.420	1 Lap
39	1:52.082	36.897
12	1:51.570	40.152
20	1:50.539	45.063
5	1:51.174	47.035
16	1:52.878	48.443
17	1:51.286	50.434
40	1:52.500	54.954
2	1:53.517	1'24.349
25	2:39.331	1'34.504

Lap 16

Num	Lap Time	Gap
4	1:48.390	
15	2:01.685	1 Lap
6	1:49.144	7.936
9	1:49.278	16.100
1	1:48.955	19.768
3	1:49.923	25.270
11	1:49.894	26.226
39	1:52.770	41.277
10	1:58.297	1 Lap
12	1:51.319	43.081
20	1:49.505	46.178
5	1:49.279	47.924
16	1:49.764	49.817
17	1:49.234	51.278
40	1:51.444	58.008
2	1:48.966	1'24.925
25	1:59.159	1'45.273

Lap 17

RENAULT SPORT

world series by RENAULT

FORMULA RENAULT 3.5 SERIES



JEREZ
FORMULA RENAULT 3.5
RACE 1

2015 INTERNATIONAL SERIES
SANCTIONED BY THE FIA

Analysis by Lap

Lapped

Num	Lap Time	Gap
4	1:48.085	
15	1:52.718	1 Lap
6	1:49.210	9.061
9	1:48.783	16.798
1	1:48.374	20.057
11	1:49.513	27.654
3	1:52.528	29.713
39	1:50.088	43.280
10	1:51.999	1 Lap
12	1:52.123	47.119
20	1:49.370	47.463
5	1:48.617	48.456
16	1:49.690	51.422
17	1:49.023	52.216
40	1:50.619	1'00.542
2	1:56.077	1'32.917
Lap 18		
4	1:47.269	
25	1:51.763	1 Lap
15	1:47.621	1 Lap
6	1:48.945	10.737
9	1:48.433	17.962
1	1:48.410	21.198
11	1:48.600	28.985
3	1:50.581	33.025
39	1:49.777	45.788
10	1:50.124	1 Lap
5	1:50.001	51.188
20	1:51.390	51.584
12	1:52.175	52.025
16	1:49.719	53.872
17	1:49.260	54.207
40	1:50.677	1'03.950
2	1:46.791	1'32.439
Lap 19		
4	1:47.663	
25	1:48.491	1 Lap
15	1:48.005	1 Lap
6	1:49.129	12.203
9	1:49.151	19.450
1	1:48.000	21.535
11	1:48.244	29.566
3	1:50.149	35.511
39	1:50.254	48.379
10	1:48.315	1 Lap
5	1:48.050	51.575
20	1:49.285	53.206
12	1:50.201	54.563
17	1:48.533	55.077
16	1:51.091	57.300
40	1:50.597	1'06.884
2	1:45.473	1'30.249
Lap 20		
4	1:47.554	
25	1:47.325	1 Lap
15	1:46.492	1 Lap
6	1:49.080	13.729
9	1:47.743	19.639
1	1:47.889	21.870
11	1:48.089	30.101
3	1:50.910	38.867
10	1:46.938	1 Lap
39	1:50.310	51.135
5	1:47.839	51.860
20	1:48.209	53.861
17	1:48.519	56.042
12	1:50.060	57.069
16	1:50.124	59.870
40	1:50.107	1'09.437
2	1:44.322	1'27.017
Lap 21		
4	1:47.331	
25	1:46.236	1 Lap
15	1:45.641	1 Lap
6	1:48.346	14.744
9	1:47.180	19.488
1	1:47.296	21.835
11	1:48.506	31.276
3	1:50.790	42.326
10	1:47.045	1 Lap
5	1:49.866	54.395
20	1:48.965	55.495
39	1:53.443	57.247
17	1:49.507	58.218
12	1:49.607	59.345
16	1:49.481	1'02.020
40	1:49.538	1'11.644
2	1:43.879	1'23.565
Lap 22		
4	1:48.373	
15	1:44.457	1 Lap
25	1:48.424	1 Lap
6	1:48.463	14.834
9	1:47.439	18.554
1	1:47.612	21.074
11	1:47.710	30.613
3	1:50.915	44.868
10	1:46.422	1 Lap
5	1:47.711	53.733
20	1:48.368	55.490
39	1:49.726	58.600
17	1:48.798	58.643
12	1:50.228	1'01.200
16	1:49.322	1'02.969
40	1:49.420	1'12.691
2	1:43.315	1'18.507
15	1:43.093	1'43.514
25	1:44.915	1'46.152
Lap 23		
4	1:52.524	
6	1:48.569	10.879
9	1:47.398	13.428
1	1:47.931	16.481
11	1:47.931	26.020
10	1:47.213	1 Lap
3	1:50.806	43.150
5	1:47.520	48.729
20	1:49.577	52.543
17	1:50.403	56.522
39	1:51.990	58.066
12	1:49.957	58.633
16	1:49.876	1'00.321
2	1:46.484	1'12.467
40	1:54.064	1'14.231
15	1:42.364	1'33.354
25	1:44.298	1'37.926

RENAULT SPORT

world series by RENAULT

FORMULA RENAULT 3.5 SERIES



JEREZ
FORMULA RENAULT 3.5
RACE 1

2015 INTERNATIONAL SERIES

Chronological Analysis of Performances

Personal Best — **B** Crossing the finish line in pit lane — **S2** Time from 1st intermediate to 2nd intermediate
Session Best — **S1** Time from finish line to 1st intermedia — **S3** Time from 2nd intermediate to finish line — **FY** Full Yellow Flag

1 Nyck DE VRIES — NED
DAMS

Lap	Lap Time	S1	S2	S3
1	2:48.064	1:13.556	39.938	54.570
2	2:30.338	56.326	41.509	52.503
3	1:51.434	41.635	30.207	39.592
4	1:50.553	41.035	29.905	39.613
5	1:49.570	40.798	29.585	39.187
6	1:50.383	41.018	30.022	39.343
7	1:50.428	41.060	29.954	39.414
8	1:49.865	40.628	29.705	39.532
9	1:50.058	40.827	30.243	38.988
10	1:49.396	40.479	29.654	39.263
11	1:49.500	40.839	29.560	39.101
12	1:49.038	40.340	29.418	39.280
13	1:48.420	40.390	29.126	38.904
14	1:49.238	40.402	29.392	39.444
15	1:50.464	41.440	29.519	39.505
16	1:48.955	40.299	29.254	39.402
17	1:48.374	40.181	29.339	38.854
18	1:48.410	40.092	29.110	39.208
19	1:48.000	40.203	28.739	39.058
20	1:47.889	40.152	28.754	38.983
21	1:47.296	39.635	28.831	38.830
22	1:47.612	39.875	28.965	38.772
23	1:47.931	39.989	28.793	39.149

2 Dean STONEMAN — GBR
DAMS

Lap	Lap Time	S1	S2	S3
1	2:53.781	1:18.860	39.245	55.676
2	2:27.163	55.874	40.068	51.221
3	1:53.943	42.830	30.571	40.542
4	1:50.196	41.145	29.550	39.501
5	1:50.107	41.171	29.915	39.021
6	1:50.856	41.697	29.760	39.399
7	1:49.504	40.972	29.349	39.183
8	1:49.356	41.172	29.279	38.905
9	1:49.519	40.784	29.354	39.381
10	1:49.850	40.798	29.448	39.604
11	1:50.134	41.360	29.589	39.185
12	1:49.801	40.961	29.628	39.212
13	2:28.822**B**	40.415	29.480	1:18.927
14	2:05.346	48.666	33.021	43.659
15	1:53.517	43.047	29.508	40.962
16	1:48.966	40.472	28.656	39.838
17	1:56.077	40.056	28.064	47.957
18	1:46.791	39.579	27.537	39.675
19	1:45.473	38.790	27.156	39.527
20	1:44.322	38.303	27.061	38.958
21	1:43.879	38.110	26.899	38.870
22	1:43.315	38.335	27.000	37.980
23	1:46.484	38.830	26.965	40.689

3 Jazeman JAAFAR — MAS
FORTEC MOTORSPORTS

Lap	Lap Time	S1	S2	S3
1	2:43.976	1:09.225	41.165	53.586
2	2:32.997	57.430	41.375	54.192
3	1:50.774	41.579	29.735	39.460
4	1:50.337	41.075	29.566	39.696
5	1:50.233	40.986	29.326	39.921
6	1:50.548	41.470	29.313	39.765
7	1:50.715	41.444	29.774	39.497
8	1:49.786	41.012	29.448	39.326
9	1:49.646	41.165	29.211	39.270
10	1:49.838	41.029	29.360	39.449
11	1:49.875	41.124	29.473	39.278
12	1:49.472	40.877	29.246	39.349
13	1:50.987	41.817	29.463	39.707
14	1:50.780	41.406	29.333	40.041
15	1:51.319	41.857	29.877	39.585
16	1:49.923	41.060	29.350	39.513
17	1:52.528	40.904	31.671	39.953
18	1:50.581	41.115	29.908	39.558
19	1:50.149	41.308	29.314	39.527
20	1:50.910	41.252	30.059	39.599
21	1:50.790	41.102	29.947	39.741
22	1:50.915	41.408	29.987	39.520
23	1:50.806	41.169	29.839	39.798

4 Oliver ROWLAND — GBR
FORTEC MOTORSPORTS

Lap	Lap Time	S1	S2	S3
1	2:42.514	1:07.655	41.272	53.587
2	2:33.513	57.539	41.332	54.642
3	1:49.657	41.052	29.372	39.233
4	1:49.093	40.598	29.352	39.143
5	1:48.498	40.457	29.068	38.973
6	1:50.315	40.515	29.162	40.638
7	1:47.537	40.300	28.549	38.688
8	1:49.008	40.504	29.213	39.291
9	1:48.307	40.549	28.899	38.859
10	1:48.692	41.373	28.668	38.651
11	1:46.843	39.834	28.596	38.413
12	1:47.263	39.908	28.635	38.720
13	1:47.698	39.958	29.036	38.704
14	1:48.141	40.241	28.998	38.902
15	1:50.467	41.779	29.486	39.202
16	1:48.390	40.407	29.221	38.762
17	1:48.085	40.150	29.014	38.921
18	1:47.269	39.762	28.747	38.760
19	1:47.663	40.047	28.759	38.857
20	1:47.554	40.090	28.896	38.568
21	1:47.331	39.981	28.695	38.655
22	1:48.373	40.117	29.268	38.988
23	1:52.524	42.726	29.500	40.298

5 Nicholas LATIFI — CAN
ARDEN MOTORSPORT

Lap	Lap Time	S1	S2	S3
1	2:50.204	1:15.991	39.740	54.473
2	2:29.175	56.455	40.820	51.900
3	1:59.704	42.697	35.521	41.486
4	1:53.612	42.388	30.775	40.449
5	1:52.221	41.912	30.117	40.192
6	1:51.379	41.560	29.585	40.234
7	1:51.093	41.620	29.508	39.965
8	1:50.402	41.335	29.113	39.954
9	1:49.941	41.226	29.310	39.405

RENAULT SPORT

world series by RENAULT

FORMULA RENAULT 3.5 SERIES



JEREZ
FORMULA RENAULT 3.5
RACE 1

2015 INTERNATIONAL SERIES

Chronological Analysis of Performances

Personal Best | Session Best | **B** Crossing the finish line in pit lane | **S1** Time from finish line to 1st intermedia | **S2** Time from 1st intermediate to 2nd intermediate | **S3** Time from 2nd intermediate to finish line | **FY** Full Yellow Flag

Lap	Lap Time	S1	S2	S3
10	1:50.979	41.404	29.779	39.796
11	1:51.152	41.350	30.128	39.674
12	1:49.416	41.002	28.967	39.447
13	1:51.182	40.979	29.667	40.536
14	1:52.947	41.615	30.551	40.781
15	1:51.174	42.302	29.349	39.523
16	1:49.279	40.750	29.042	39.487
17	1:48.617	40.497	28.665	39.455
18	1:50.001	40.627	29.366	40.008
19	1:48.050	40.042	28.524	39.484
20	1:47.839	39.934	28.529	39.376
21	1:49.866	40.379	29.199	40.288
22	1:47.711	39.934	28.477	39.300
23	1:47.520	39.894	28.344	39.282

6 Egor ORUDZHEV — RUS
ARDEN MOTORSPORT

Lap	Lap Time	S1	S2	S3
1	2:43.373	1:08.577	41.037	53.759
2	2:33.263	57.422	41.312	54.529
3	1:50.027	41.580	29.356	39.091
4	1:48.739	40.613	29.131	38.995
5	1:49.012	40.823	29.163	39.026
6	1:49.107	40.813	28.965	39.329
7	1:48.823	41.030	29.100	38.693
8	1:48.804	40.654	29.084	39.066
9	1:48.781	40.834	28.952	38.995
10	1:49.777	40.822	29.807	39.148
11	1:48.239	40.123	29.356	38.760
12	1:48.308	40.493	28.793	39.022
13	1:48.681	40.503	28.774	39.404
14	1:49.470	40.652	29.313	39.505
15	1:50.324	41.207	29.498	39.619
16	1:49.144	40.650	29.291	39.203
17	1:49.210	40.543	29.130	39.537
18	1:48.945	40.507	29.043	39.395
19	1:49.129	40.708	28.895	39.526
20	1:49.080	40.418	29.406	39.256
21	1:48.346	40.528	28.763	39.055
22	1:48.463	40.267	29.031	39.165
23	1:48.569	40.582	28.613	39.374

9 Matthieu VAXIVIERE — FRA
LOTUS

Lap	Lap Time	S1	S2	S3
1	2:46.343	1:11.958	40.077	54.308
2	2:31.045	56.826	41.300	52.919
3	1:51.019	41.886	29.653	39.480
4	1:49.884	41.062	29.479	39.343
5	1:50.029	41.156	29.264	39.609
6	1:50.577	41.653	29.488	39.436
7	1:49.230	40.991	29.151	39.088
8	1:48.751	40.486	29.344	38.921
9	1:49.045	40.685	29.243	39.117
10	1:49.217	40.518	29.413	39.286
11	1:49.166	40.663	29.430	39.073
12	1:49.556	40.580	29.346	39.630
13	1:49.652	40.510	29.488	39.654
14	1:49.189	40.326	29.055	39.808
15	1:50.055	41.074	29.594	39.387
16	1:49.278	40.477	29.147	39.654
17	1:48.783	40.241	29.115	39.427
18	1:48.433	40.315	29.104	39.014
19	1:49.151	40.368	29.839	38.944
20	1:47.743	40.150	28.687	38.906
21	1:47.180	39.768	28.503	38.909
22	1:47.439	39.816	28.593	39.030
23	1:47.398	39.940	28.355	39.103

10 Marlon STOCKINGER — PHI
LOTUS

Lap	Lap Time	S1	S2	S3
1	2:58.109	1:23.548	39.361	55.200
2	2:24.684	56.367	38.290	50.027
3	1:55.036	43.303	31.286	40.447
4	1:53.654	43.122	30.448	40.084
5	1:52.116	42.308	29.951	39.857
6	1:51.378	41.873	29.749	39.756
7	1:53.003	41.443	29.693	41.867
8	1:51.002	41.873	29.596	39.533
9	1:50.880	41.798	29.810	39.272
10	1:51.044	41.452	29.736	39.856
11	1:53.007	41.117	30.237	41.653
12	1:51.223	41.353	29.927	39.943
13	3:02.503 **B**	41.252	29.716	1:51.535
14	2:12.420	54.803	33.831	43.786
15	1:58.297	44.839	30.595	42.863
16	1:51.999	42.447	29.338	40.214
17	1:50.124	41.509	28.870	39.745
18	1:48.315	40.730	28.390	39.195
19	1:46.938	39.939	27.811	39.188
20	1:47.045	40.011	27.820	39.214
21	1:46.422	39.600	27.858	38.964
22	1:47.213	40.038	28.287	38.888

11 Tio ELLINAS — CYP
STRAKKA RACING

Lap	Lap Time	S1	S2	S3
1	2:47.299	1:12.775	40.007	54.517
2	2:30.542	56.501	41.498	52.543
3	1:51.320	41.898	29.916	39.506
4	1:50.226	41.156	29.651	39.419
5	1:49.644	40.898	29.391	39.355
6	1:50.825	41.656	29.549	39.620
7	1:50.392	41.040	29.830	39.522
8	1:49.788	40.935	29.371	39.482
9	1:49.965	41.299	29.213	39.453
10	1:50.692	40.883	30.601	39.208
11	1:50.003	40.814	29.708	39.481
12	1:49.207	40.395	29.350	39.462
13	1:49.827	40.835	29.365	39.627
14	1:51.121	41.164	29.567	40.390
15	1:51.417	41.422	29.816	40.179
16	1:49.894	40.642	29.500	39.752
17	1:49.513	40.772	29.394	39.347
18	1:48.600	40.170	29.143	39.287
19	1:48.244	39.731	28.749	39.764
20	1:48.089	39.927	28.834	39.328
21	1:48.506	40.341	28.786	39.379
22	1:47.710	39.843	28.660	39.207

RENAULT SPORT

world series by RENAULT

FORMULA RENAULT 3.5 SERIES



JEREZ
FORMULA RENAULT 3.5
RACE 1

2015 INTERNATIONAL SERIES

Chronological Analysis of Performances

Personal Best | Session Best | **B** Crossing the finish line in pit lane | **S1** Time from finish line to 1st intermedia | **S2** Time from 1st intermediate to 2nd intermediate | **S3** Time from 2nd intermediate to finish line | **FY** Full Yellow Flag

12 Gustav MALJA — SWE
STRAKKA RACING

Lap	Lap Time	S1	S2	S3
1	2:49.190	1:14.885	39.830	54.475
2	2:29.816	56.529	41.091	52.196
3	1:52.709	42.561	30.600	39.548
4	1:51.767	42.005	30.325	39.437
5	1:51.482	41.996	29.956	39.530
6	1:53.620	41.598	31.425	40.597
7	1:50.638	41.389	29.882	39.367
8	1:51.006	41.486	30.069	39.451
9	1:50.715	41.413	29.559	39.743
10	1:51.366	41.442	30.196	39.728
11	1:51.356	41.368	29.895	40.093
12	1:50.080	41.055	29.097	39.928
13	1:51.060	41.157	29.953	39.950
14	1:51.323	41.215	30.104	40.004
15	1:51.570	41.733	29.807	40.030
16	1:51.319	41.151	29.920	40.248
17	1:52.123	42.244	30.153	39.726
18	1:52.175	41.481	30.372	40.322
19	1:50.201	41.096	29.351	39.754
20	1:50.060	40.988	29.945	39.127
21	1:49.607	40.694	29.468	39.445
22	1:50.228	41.086	29.688	39.454
23	1:49.957	40.765	29.550	39.642

15 Alfonso CELIS Jr — MEX
AVF

Lap	Lap Time	S1	S2	S3
1	2:59.314	1:24.773	40.393	54.148
2	2:24.078	58.234	37.020	48.824
3	1:55.434	43.397	30.880	41.157
4	1:53.371	42.247	30.706	40.418
5	1:52.091	42.037	30.070	39.984
6	1:51.321	41.692	29.568	40.061
7	1:50.704	41.474	29.373	39.857
8	1:50.754	41.295	29.115	40.344
9	1:50.170	41.084	29.422	39.664
10	1:50.907	41.325	30.044	39.538
11	1:51.752	41.744	29.724	40.284
12	1:50.896	41.769	29.485	39.642
13	2:19.263**B**	41.476	29.212	1:08.575
14	2:15.958	48.896	42.034	45.028
15	2:01.685	44.881	30.697	46.107
16	1:52.718	42.576	29.229	40.913
17	1:47.621	40.394	27.432	39.795
18	1:48.005	39.871	28.479	39.655
19	1:46.492	40.129	27.455	38.908
20	1:45.641	39.156	27.415	39.070
21	1:44.457	38.422	27.257	38.778
22	1:43.093	38.962	26.234	37.897
23	1:42.364	37.698	26.471	38.195

16 Beitske VISSER — NED
AVF

Lap	Lap Time	S1	S2	S3
1	2:51.300	1:16.851	40.022	54.427
2	2:28.471	56.662	40.476	51.333
3	1:55.954	43.413	30.728	41.813
4	1:54.885	44.177	30.307	40.401
5	1:52.041	42.478	29.811	39.752
6	1:51.630	41.802	29.871	39.957
7	1:51.167	41.507	29.567	40.093
8	1:50.618	41.174	29.466	39.978
9	1:50.684	41.300	29.464	39.920
10	1:50.407	41.269	29.439	39.699
11	1:50.740	41.226	29.360	40.154
12	1:50.419	41.216	29.151	40.052
13	1:51.854	41.510	29.612	40.732
14	1:52.941	41.710	29.950	41.281
15	1:52.878	43.622	29.435	39.821
16	1:49.764	40.892	29.157	39.715
17	1:49.690	40.612	28.891	40.187
18	1:49.719	40.618	29.159	39.942
19	1:51.091	42.104	28.983	40.004
20	1:50.124	40.872	29.184	40.068
21	1:49.481	40.614	28.866	40.001
22	1:49.322	40.668	29.119	39.535
23	1:49.876	40.675	29.085	40.116

17 Roy NISSANY — ISR
TECH 1 RACING

Lap	Lap Time	S1	S2	S3
1	2:54.689	1:19.769	39.838	55.082
2	2:26.609	56.062	39.730	50.817
3	1:54.964	43.505	31.285	40.174
4	1:52.438	42.526	30.022	39.890
5	1:51.964	42.190	30.193	39.581
6	1:51.301	41.193	29.966	40.142
7	1:50.222	41.110	29.726	39.386
8	1:50.366	41.197	29.693	39.476
9	1:50.246	41.388	29.362	39.496
10	1:50.309	41.039	29.838	39.432
11	1:51.519	41.721	29.915	39.883
12	1:50.712	41.554	29.731	39.427
13	2:01.002	40.981	39.697	40.324
14	1:50.353	41.007	30.262	39.084
15	1:51.286	42.251	30.137	38.898
16	1:49.234	40.185	29.513	39.536
17	1:49.023	40.436	29.602	38.985
18	1:49.260	40.255	29.768	39.237
19	1:48.533	40.704	28.973	38.856
20	1:48.519	40.579	29.062	38.878
21	1:49.507	40.477	29.340	39.690
22	1:48.798	40.428	28.981	39.389
23	1:50.403	41.367	29.632	39.404

18 Aurélien PANIS — FRA
TECH 1 RACING

Lap	Lap Time	S1	S2	S3
1	2:57.186	1:22.429	39.537	55.220
2	2:25.116	56.290	38.056	50.770
3	1:54.648	42.995	31.188	40.465
4	1:52.516	42.224	30.275	40.017
5	1:51.842	41.794	30.243	39.805
6	1:51.134	41.609	29.516	40.009
7	1:50.620	41.223	29.659	39.738
8	1:50.716	41.419	29.661	39.636



JEREZ
FORMULA RENAULT 3.5
RACE 1

Chronological Analysis of Performances

Personal Best | Session Best | **B** Crossing the finish line in pit lane | **S1** Time from finish line to 1st intermedia | **S2** Time from 1st intermediate to 2nd intermediate | **S3** Time from 2nd intermediate to finish line | **FY** Full Yellow Flag

Lap	Lap Time	S1	S2	S3
9	1:50.620	41.187	29.584	39.849
10	1:50.192	41.059	29.576	39.557
11	1:51.228	41.343	29.887	39.998
12	1:51.453	41.373	29.852	40.228
13	1:52.104	41.767	29.845	40.492
14	1:53.613	41.489	30.432	41.692

20 André NEGRÃO — BRA
INTERNATIONAL DRACO RACING

Lap	Lap Time	S1	S2	S3
1	2:58.690	1:24.092	40.343	54.255
2	2:24.383	57.618	37.568	49.197
3	1:54.114	43.333	30.601	40.180
4	1:53.229	43.084	30.456	39.689
5	1:51.637	41.663	30.036	39.938
6	1:51.121	41.651	29.775	39.695
7	1:50.797	41.490	29.800	39.507
8	1:50.848	41.480	29.681	39.687
9	1:50.878	41.421	29.801	39.656
10	1:50.364	41.363	29.512	39.489
11	1:50.885	41.288	29.669	39.928
12	1:50.771	41.601	29.455	39.715
13	1:51.897	41.670	29.829	40.398
14	1:52.456	41.793	30.077	40.586
15	1:50.539	41.458	29.268	39.813
16	1:49.505	40.872	29.262	39.371
17	1:49.370	41.201	28.804	39.365
18	1:51.390	41.382	29.637	40.371
19	1:49.285	40.708	28.737	39.840
20	1:48.209	40.211	28.524	39.474
21	1:48.965	40.491	28.640	39.834
22	1:48.368	40.191	28.963	39.214
23	1:49.577	40.751	28.685	40.141

25 Sean GELAEL — INA
JAGONYA AYAM WITH CARLIN

Lap	Lap Time	S1	S2	S3
1	2:56.216	1:21.347	38.946	55.923
2	2:25.681	55.751	39.020	50.910
3	1:53.857	42.986	30.335	40.536
4	1:51.504	41.968	29.665	39.871
5	1:50.774	41.503	29.415	39.856
6	1:51.357	41.719	29.450	40.188
7	1:51.008	41.563	29.570	39.875
8	1:50.798	41.266	29.650	39.882
9	1:50.730	41.459	29.393	39.878
10	1:50.850	41.202	29.777	39.871
11	1:51.436	41.714	29.737	39.985
12	1:52.550	41.811	30.489	40.250
13	1:51.906	41.813	29.660	40.433
14	1:54.052	41.681	29.988	42.383
15	2:39.331 **B**	50.861	37.753	1:10.717
16	1:59.159	47.853	30.329	40.977
17	1:51.763	41.376	28.104	42.283
18	1:48.491	40.415	27.761	40.315
19	1:47.325	39.848	27.761	39.716
20	1:46.236	39.618	27.662	38.956
21	1:48.424	39.561	29.564	39.299
22	1:44.915	39.639	26.930	38.346
23	1:44.298	38.449	27.330	38.519

26 Tom DILLMANN — FRA
JAGONYA AYAM WITH CARLIN

Lap	Lap Time	S1	S2	S3
1	2:41.736	1:06.981	41.348	53.407
2	2:33.768	58.005	41.034	54.729
3	1:49.083	40.822	29.172	39.089
4	1:48.949	40.809	29.393	38.747
5	1:49.066	40.613	29.555	38.898
6	1:48.725	40.716	29.159	38.850
7	1:49.025	40.903	28.928	39.194
8	1:49.220	40.837	29.263	39.120
9	1:48.506	40.609	28.849	39.048
10	1:53.413	42.218	30.819	40.376
11	3:15.345 **B**	1:03.626	41.428	1:30.291
12	1:57.489	47.038	28.891	41.560
13	1:51.704	41.345	29.375	40.984

39 Yu KANAMARU — JPN
PONS RACING

Lap	Lap Time	S1	S2	S3
1	2:52.787	1:17.938	39.660	55.189
2	2:27.563	56.431	39.812	51.320
3	1:55.122	43.476	30.911	40.735
4	1:50.392	41.316	29.760	39.316
5	1:50.597	41.347	29.639	39.611
6	1:50.519	40.954	29.950	39.615
7	1:49.466	40.782	29.636	39.048
8	1:49.985	41.318	29.437	39.230
9	1:50.634	41.247	29.536	39.851
10	1:51.167	41.389	29.750	40.028
11	1:51.519	41.945	29.823	39.751
12	1:49.982	40.942	29.215	39.825
13	1:50.901	41.554	29.589	39.758
14	1:51.727	41.378	29.944	40.405
15	1:52.082	42.094	30.047	39.941
16	1:52.770	41.550	30.199	41.021
17	1:50.088	40.991	29.698	39.399
18	1:49.777	40.811	29.251	39.715
19	1:50.254	41.051	29.391	39.812
20	1:50.310	41.026	29.515	39.769
21	1:53.443	40.832	28.947	43.664
22	1:49.726	40.603	28.819	40.304
23	1:51.990	42.150	29.645	40.195

40 Nikita ZLOBIN — RUS
PONS RACING

Lap	Lap Time	S1	S2	S3
1	3:00.361	1:26.306	40.036	54.019
2	2:23.919	58.849	36.395	48.675
3	1:55.610	42.838	31.300	41.472
4	1:53.439	42.345	30.681	40.413
5	1:52.306	41.973	30.270	40.063
6	1:51.284	41.488	29.834	39.962
7	1:51.297	41.599	29.474	40.224
8	1:52.006	41.990	29.809	40.207
9	1:51.227	41.441	29.785	40.001
10	1:51.442	41.060	30.422	39.960
11	1:51.841	41.137	29.771	40.933
12	1:52.071	41.386	30.145	40.540
13	1:51.605	41.192	29.862	40.551



JEREZ
FORMULA RENAULT 3.5
RACE 1

2015 INTERNATIONAL SERIES
SANCTIONED BY THE FIA

Chronological Analysis of Performances

Personal Best
Session Best
B Crossing the finish line in pit lane
S1 Time from finish line to 1st intermedia
S2 Time from 1st intermediate to 2nd intermediate
S3 Time from 2nd intermediate to finish line
FY Full Yellow Flag

Lap	Lap Time	S1	S2	S3	Lap	Lap Time	S1	S2	S3
14	1:51.592	41.302	30.232	40.058					
15	1:52.500	42.222	29.831	40.447					
16	1:51.444	41.094	30.328	40.022					
17	1:50.619	41.174	29.327	40.118					
18	1:50.677	40.722	29.039	40.916					
19	1:50.597	40.905	29.254	40.438					
20	1:50.107	40.745	29.473	39.889					
21	1:49.538	40.496	29.181	39.861					
22	1:49.420	40.562	28.891	39.967					
23	1:54.064	41.122	29.730	43.212					

RENAULT SPORT

world series by RENAULT

FORMULA RENAULT 3.5 SERIES

2015 INTERNATIONAL SERIES SANCTIONED BY THE FIA

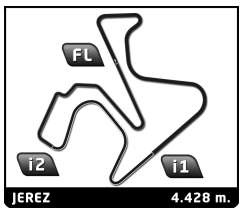

JEREZ
FORMULA RENAULT 3.5
RACE 1

Weather Report

Air Temperature

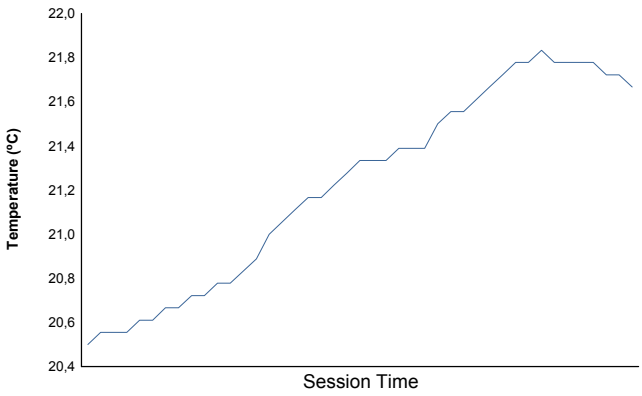

Track Temperature

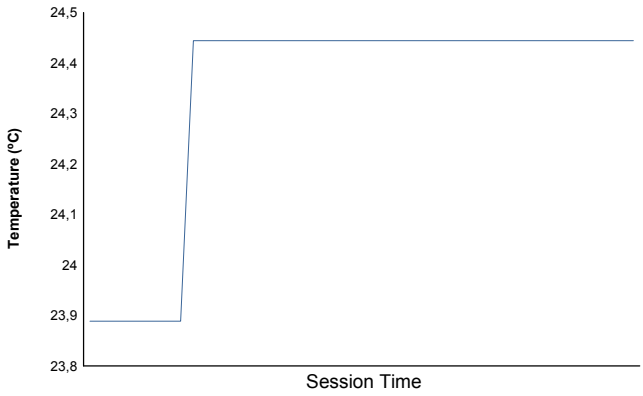

Humidity

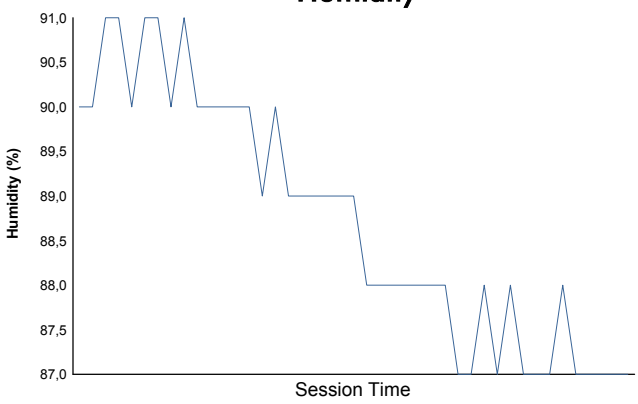

Pressure

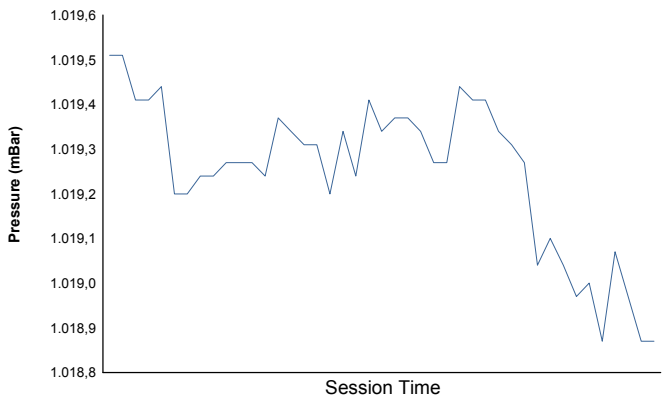

Wind Speed

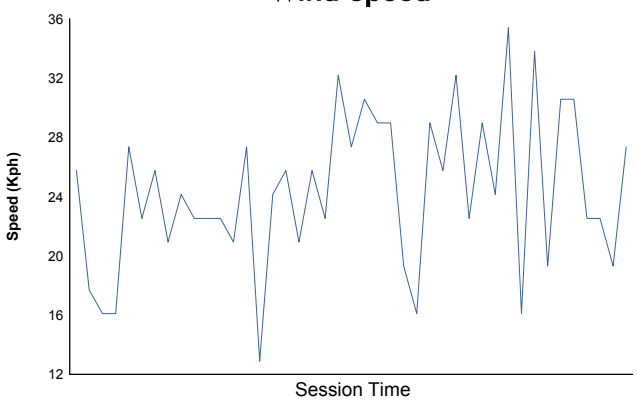

Wind direction

North = 0º/360º Est = 90º South = 180º West= 270º

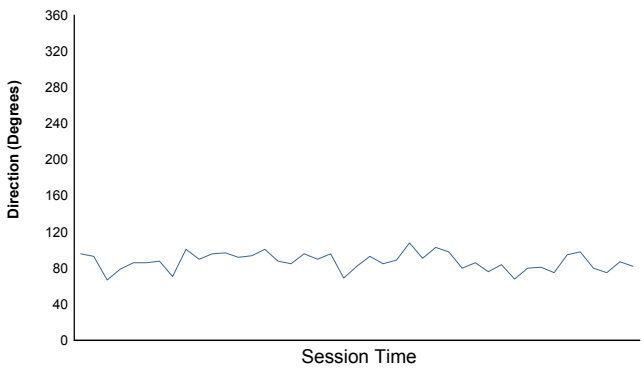

Track Status: **WET**

RENAULT SPORT

world series by RENAULT

FORMULA RENAULT 3.5 SERIES



JEREZ
FORMULA RENAULT 3.5
QUALIFYING 2

2015 INTERNATIONAL SERIES SANCTIONED BY THE FIA

Final Classification

		Driver	Nation	ASN	Team		Time	Lap	Total	Gap		Kph
1	4	**Oliver ROWLAND**	GBR		FORTEC MOTORSPORTS		**1:45.903**	12	13	-	-	**150.5**
2	9	**Matthieu VAXIVIERE**	FRA		LOTUS		**1:46.019**	12	12	+0.116	+0.116	**150.4**
3	1	**Nyck DE VRIES**	NED		DAMS	R	**1:46.352**	10	12	+0.449	+0.333	**149.9**
4	6	**Egor ORUDZHEV**	RUS		ARDEN MOTORSPORT	R	**1:46.768**	10	12	+0.865	+0.416	**149.3**
5	15	**Alfonso CELIS Jr**	MEX		AVF	R	**1:47.056**	3	11	+1.153	+0.288	**148.9**
6	11	**Tio ELLINAS**	CYP		STRAKKA RACING		**1:47.256**	11	13	+1.353	+0.200	**148.6**
7	5	**Nicholas LATIFI**	CAN		ARDEN MOTORSPORT		**1:47.328**	12	13	+1.425	+0.072	**148.5**
8	26	**Tom DILLMANN**	FRA		JAGONYA AYAM WITH CARLIN		**1:47.409**	13	14	+1.506	+0.081	**148.4**
9	2	**Dean STONEMAN**	GBR		DAMS	R	**1:47.467**	11	13	+1.564	+0.058	**148.3**
10	12	**Gustav MALJA**	SWE		STRAKKA RACING	R	**1:47.477**	12	13	+1.574	+0.010	**148.3**
11	20	**André NEGRÃO**	BRA		INTERNATIONAL DRACO RACING		**1:47.702**	10	14	+1.799	+0.225	**148.0**
12	39	**Yu KANAMARU**	JPN		PONS RACING	R	**1:48.082**	4	14	+2.179	+0.380	**147.5**
13	25	**Sean GELAEL**	INA		JAGONYA AYAM WITH CARLIN	R	**1:48.157**	4	13	+2.254	+0.075	**147.4**
14	3	**Jazeman JAAFAR**	MAS		FORTEC MOTORSPORTS		**1:48.211**	12	13	+2.308	+0.054	**147.3**
15	16	**Beitske VISSER**	NED		AVF		**1:48.545**	4	12	+2.642	+0.334	**146.9**
16	40	**Nikita ZLOBIN**	RUS		PONS RACING	R	**1:48.687**	11	13	+2.784	+0.142	**146.7**
17	10	**Marlon STOCKINGER**	PHI		LOTUS		**1:48.773**	13	13	+2.870	+0.086	**146.6**
18	18	**Aurélien PANIS**	FRA		TECH 1 RACING	R	**1:48.987**	13	13	+3.084	+0.214	**146.3**
19	17	**Roy NISSANY**	ISR		TECH 1 RACING	R	**1:49.846**	10	13	+3.943	+0.859	**145.1**

Fastest Lap	Lap 12	Oliver ROWLAND	**1:45.903**	150.5 Kph
Circuit Record Lap	19/10/2014	Pietro FANTIN	**1:31.927**	173.4 Kph
Circuit Best Lap	25/3/2014	Oliver ROWLAND	**1:25.397**	186.7 Kph

Published at: .....

Track Status: **WET**

Stewards:	**Timekeeper:**

RENAULT SPORT

world series by RENAULT

FORMULA RENAULT 3.5 SERIES

2015 INTERNATIONAL SERIES SANCTIONED BY THE FIA



JEREZ
FORMULA RENAULT 3.5
QUALIFYING 2

Best Partial Times

IT Ideal Lap Time, sum of the best partial times
BT Best Lap Time

	S1		S2		S3					
Pos	Driver	Time	Driver	Time	Driver	Time	Pos	Driver	IT	BT
1	9 M.VAXIVIERE	39.351	4 O.ROWLAND	27.865	1 N.DE VRIES	38.284	1	O.ROWLAND	1'45.722	1:45.903 (1)
2	4 O.ROWLAND	39.424	9 M.VAXIVIERE	27.902	4 O.ROWLAND	38.433	2	N.DE VRIES	1'45.964	1:46.352 (3)
3	1 N.DE VRIES	39.491	15 A.CELIS Jr	28.039	26 T.DILLMANN	38.435	3	M.VAXIVIERE	1'45.979	1:46.019 (2)
4	5 N.LATIFI	39.664	5 N.LATIFI	28.094	6 E.ORUDZHEV	38.638	4	N.LATIFI	1'46.569	1:47.328 (7)
5	15 A.CELIS Jr	39.828	11 T.ELLINAS	28.115	9 M.VAXIVIERE	38.726	5	E.ORUDZHEV	1'46.713	1:46.768 (4)
6	11 T.ELLINAS	39.875	6 E.ORUDZHEV	28.155	20 A.NEGRÃO	38.732	6	A.CELIS Jr	1'46.945	1:47.056 (5)
7	6 E.ORUDZHEV	39.920	1 N.DE VRIES	28.189	2 D.STONEMAN	38.792	7	T.DILLMANN	1'46.960	1:47.409 (8)
8	39 Y.KANAMARU	40.036	26 T.DILLMANN	28.247	12 G.MALJA	38.799	8	T.ELLINAS	1'46.979	1:47.256 (6)
9	3 J.JAAFAR	40.186	2 D.STONEMAN	28.284	5 N.LATIFI	38.811	9	D.STONEMAN	1'47.317	1:47.467 (9)
10	2 D.STONEMAN	40.241	12 G.MALJA	28.317	39 Y.KANAMARU	38.954	10	Y.KANAMARU	1'47.393	1:48.082 (12)
11	20 A.NEGRÃO	40.269	39 Y.KANAMARU	28.403	11 T.ELLINAS	38.989	11	A.NEGRÃO	1'47.448	1:47.702 (11)
12	26 T.DILLMANN	40.278	25 S.GELAEL	28.437	3 J.JAAFAR	39.011	12	G.MALJA	1'47.457	1:47.477 (10)
13	12 G.MALJA	40.341	20 A.NEGRÃO	28.447	10 M.STOCKINGER	39.023	13	J.JAAFAR	1'47.812	1:48.211 (14)
14	40 N.ZLOBIN	40.467	40 N.ZLOBIN	28.518	15 A.CELIS Jr	39.078	14	S.GELAEL	1'48.111	1:48.157 (13)
15	10 M.STOCKINGER	40.576	10 M.STOCKINGER	28.569	25 S.GELAEL	39.089	15	N.ZLOBIN	1'48.148	1:48.687 (16)
16	25 S.GELAEL	40.585	3 J.JAAFAR	28.615	17 R.NISSANY	39.160	16	M.STOCKINGER	1'48.168	1:48.773 (17)
17	16 B.VISSER	40.631	16 B.VISSER	28.674	40 N.ZLOBIN	39.163	17	B.VISSER	1'48.498	1:48.545 (15)
18	18 A.PANIS	40.855	18 A.PANIS	28.775	16 B.VISSER	39.193	18	A.PANIS	1'48.924	1:48.987 (18)
19	17 R.NISSANY	41.272	17 R.NISSANY	28.975	18 A.PANIS	39.294	19	R.NISSANY	1'49.407	1:49.846 (19)

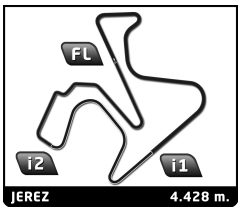

JEREZ
FORMULA RENAULT 3.5
QUALIFYING 2

Fastest Laps Sequence

Practice Time		Driver	Nation	Time	Kph	Driver's Lap
4:04.645	15	**Alfonso CELIS Jr**	MEX	**1:49.298**	145.8	2
4:06.570	39	**Yu KANAMARU**	JPN	**1:49.290**	145.9	2
4:48.414	5	**Nicholas LATIFI**	CAN	**1:48.426**	147.0	2
5:51.701	15	**Alfonso CELIS Jr**	MEX	**1:47.056**	148.9	3
24:57.690	1	**Nyck DE VRIES**	NED	**1:46.657**	149.5	9
26:44.042	1	**Nyck DE VRIES**	NED	**1:46.352**	149.9	10
29:41.795	4	**Oliver ROWLAND**	GBR	**1:45.903**	150.5	12

RENAULT SPORT

world series by RENAULT

FORMULA RENAULT 3.5 SERIES



JEREZ
FORMULA RENAULT 3.5
QUALIFYING 2

2015 INTERNATIONAL SERIES

Chronological Analysis of Performances

Personal Best | Session Best

B Crossing the finish line in pit lane
S1 Time from finish line to 1st intermedia
S2 Time from 1st intermediate to 2nd intermediate
S3 Time from 2nd intermediate to finish line
FY Full Yellow Flag

1 Nyck DE VRIES — NED
DAMS

Lap	Lap Time	S1	S2	S3
1	2:51.009	1:36.007	30.587	44.415
2	1:56.477	41.567	35.171	39.739
3	1:47.173	39.607	28.767	38.799
4	1:47.183	39.803	28.698	38.682
5	1:54.894	41.235	32.193	41.466
6	9:02.907B	40.060	28.921	7:53.926
7	2:02.364	50.995	30.984	40.385
8	1:49.026	40.922	29.410	38.694
9	1:46.657	40.052	28.321	38.284
10	1:46.352	39.491	28.282	38.579
11	1:58.947	45.475	32.615	40.857
12	1:46.634	39.608	28.189	38.837

2 Dean STONEMAN — GBR
DAMS

Lap	Lap Time	S1	S2	S3
1	3:19.961	2:05.410	32.554	41.997
2	1:52.735	42.979	29.624	40.132
3	1:48.540	40.454	28.727	39.359
4	1:49.121	40.764	28.862	39.495
5	2:06.033	50.730	35.043	40.260
6	1:48.738	40.583	28.686	39.469
7	6:39.772B	40.993	29.634	5:29.145
8	2:04.260	50.491	32.785	40.984
9	1:50.985	40.568	28.572	41.845
10	1:47.492	40.386	28.314	38.792
11	1:47.467	40.241	28.418	38.808
12	2:01.227	41.933	39.184	40.110
13	1:47.600	40.245	28.284	39.071

3 Jazeman JAAFAR — MAS
FORTEC MOTORSPORTS

Lap	Lap Time	S1	S2	S3
1	2:44.134	1:26.141	36.671	41.322
2	1:52.573	42.558	29.932	40.083
3	1:50.486	41.366	29.611	39.509
4	1:49.463	40.953	29.377	39.133
5	1:48.954	40.606	29.055	39.293
6	1:49.791	40.585	28.897	40.309
7	7:58.820B	42.274	30.388	6:46.158
8	2:01.941	50.942	30.772	40.227
9	1:48.944	40.844	29.019	39.081
10	1:48.449	40.689	28.633	39.127
11	1:48.290	40.638	28.641	39.011
12	1:48.211	40.186	28.787	39.238
13	1:48.232	40.434	28.615	39.183

4 Oliver ROWLAND — GBR
FORTEC MOTORSPORTS

Lap	Lap Time	S1	S2	S3
1	3:24.417	2:08.654	33.176	42.587
2	1:55.768	44.385	31.280	40.103
3	1:48.597	40.711	29.009	38.877
4	1:47.495	40.170	28.556	38.769
5	1:51.725	42.060	29.676	39.989
6	1:47.292	39.983	28.345	38.964
7	1:47.566	39.944	28.530	39.092
8	7:49.819B	43.480	31.082	6:35.257
9	2:03.460	50.990	31.512	40.958
10	1:52.379	42.940	30.399	39.040
11	1:47.374	40.605	28.336	38.433
12	1:45.903	39.424	27.865	38.614
13	1:46.192	39.513	28.087	38.592

5 Nicholas LATIFI — CAN
ARDEN MOTORSPORT

Lap	Lap Time	S1	S2	S3
1	2:59.988	1:49.063	30.512	40.413
2	1:48.426	41.080	28.535	38.811
3	1:56.390	44.656	32.047	39.687
4	1:47.753	40.293	28.431	39.029
5	1:48.040	40.519	28.380	39.141
6	1:58.777	40.578	37.334	40.865
7	1:48.051	40.349	28.257	39.445
8	7:04.699B	44.176	29.699	5:50.824
9	2:11.265	52.639	35.469	43.157
10	1:50.818	40.953	28.833	41.032
11	1:47.779	40.197	28.094	39.488
12	1:47.328	39.664	28.244	39.420
13	1:47.727	39.973	28.364	39.390

6 Egor ORUDZHEV — RUS
ARDEN MOTORSPORT

Lap	Lap Time	S1	S2	S3
1	3:39.787	2:23.685	33.281	42.821
2	1:50.749	41.223	29.252	40.274
3	1:48.308	40.624	28.676	39.008
4	1:47.611	40.092	28.596	38.923
5	2:01.242	42.409	35.509	43.324
6	1:47.685	40.284	28.319	39.082
7	7:35.798B	40.550	28.571	6:26.677
8	2:03.923	52.861	30.761	40.301
9	1:55.523	40.570	28.385	46.568
10	1:46.768	39.975	28.155	38.638
11	1:58.237	40.013	33.745	44.479
12	1:47.048	39.920	28.183	38.945

9 Matthieu VAXIVIERE — FRA
LOTUS

Lap	Lap Time	S1	S2	S3
1	3:34.934	2:17.477	35.351	42.106
2	1:51.196	42.335	29.444	39.417
3	1:48.579	40.978	28.684	38.917
4	1:47.734	40.474	28.534	38.726
5	1:50.944	40.664	28.627	41.653
6	1:47.994	40.359	28.532	39.103
7	7:39.017B	40.353	28.762	6:29.902
8	2:06.172	54.087	31.518	40.567
9	1:54.939	42.238	30.536	42.165
10	1:51.295	40.920	29.001	41.374
11	1:49.762	40.146	28.400	41.216
12	1:46.019	39.351	27.902	38.766

10 Marlon STOCKINGER — PHI
LOTUS

Lap	Lap Time	S1	S2	S3
1	2:41.015	1:24.369	34.079	42.567
2	1:53.010	42.934	30.084	39.992

RENAULT SPORT

world series by RENAULT

FORMULA RENAULT 3.5 SERIES



JEREZ
FORMULA RENAULT 3.5
QUALIFYING 2

2015 INTERNATIONAL SERIES

Chronological Analysis of Performances

Personal Best | Session Best | **B** Crossing the finish line in pit lane | **S1** Time from finish line to 1st intermedia | **S2** Time from 1st intermediate to 2nd intermediate | **S3** Time from 2nd intermediate to finish line | **FY** Full Yellow Flag

Lap	Lap Time	S1	S2	S3
3	1:51.140	41.737	29.670	39.733
4	1:49.580	41.174	29.250	39.156
5	1:49.643	41.070	29.149	39.424
6	1:59.821	49.088	30.913	39.820
7	1:49.769	41.187	29.099	39.483
8	6:44.217**B**	41.227	29.324	5:33.666
9	2:06.345	53.015	32.379	40.951
10	1:49.551	41.610	28.918	39.023
11	1:49.152	41.019	28.877	39.256
12	1:49.637	40.576	28.569	40.492
13	1:48.773	40.743	28.778	39.252

11 Tio ELLINAS — CYP
STRAKKA RACING

Lap	Lap Time	S1	S2	S3
1	3:07.272	1:55.272	31.284	40.716
2	1:52.588	43.956	29.183	39.449
3	1:50.742	41.282	29.265	40.195
4	1:47.528	40.008	28.488	39.032
5	1:47.724	39.875	28.511	39.338
6	1:47.914	40.054	28.776	39.084
7	2:02.855	43.004	36.389	43.462
8	6:28.562**B**	39.957	28.141	5:20.464
9	2:06.022	53.350	31.899	40.773
10	1:51.433	41.846	29.482	40.105
11	1:47.256	40.143	28.115	38.998
12	1:47.390	40.036	28.240	39.114
13	1:47.554	40.233	28.332	38.989

12 Gustav MALJA — SWE
STRAKKA RACING

Lap	Lap Time	S1	S2	S3
1	3:26.581	2:10.484	33.158	42.939
2	2:05.719	53.438	29.698	42.583
3	1:49.759	41.230	29.167	39.362
4	1:49.535	41.325	29.010	39.200
5	1:48.776	40.623	28.858	39.295
6	1:49.177	40.812	28.760	39.605
7	1:49.348	40.488	29.064	39.796
8	4:57.363**B**	40.887	29.058	3:47.418
9	2:08.399	53.209	34.583	40.607
10	1:48.272	40.588	28.497	39.187
11	1:50.380	40.761	29.034	40.585
12	1:47.477	40.341	28.337	38.799
13	1:47.997	40.406	28.317	39.274

15 Alfonso CELIS Jr — MEX
AVF

Lap	Lap Time	S1	S2	S3
1	2:15.347	1:03.556	31.088	40.703
2	1:49.298	41.176	28.820	39.302
3	1:47.056	39.828	28.039	39.189
4	1:47.401	39.832	28.203	39.366
5	2:06.766	40.374	36.233	50.159
6	1:48.281	40.271	28.283	39.727
7	10:12.776**B**	40.432	30.101	9:02.243
8	2:25.989	1:04.415	36.592	44.982
9	1:48.499	40.956	28.465	39.078
10	2:08.368	52.163	30.611	45.594
11	1:47.340	40.080	28.176	39.084

16 Beitske VISSER — NED
AVF

Lap	Lap Time	S1	S2	S3
1	2:19.985	1:03.924	34.268	41.793
2	1:51.391	42.387	29.648	39.356
3	1:48.942	40.955	28.761	39.226
4	1:48.545	40.646	28.706	39.193
5	1:49.040	40.728	28.764	39.548
6	8:52.315**B**	41.262	29.099	7:41.954
7	2:06.513	54.104	31.888	40.521
8	1:50.371	41.492	28.704	40.175
9	1:57.208	42.070	34.104	41.034
10	1:50.554	40.924	28.771	40.859
11	1:49.397	40.631	29.154	39.612
12	1:48.916	40.681	28.674	39.561

17 Roy NISSANY — ISR
TECH 1 RACING

Lap	Lap Time	S1	S2	S3
1	2:32.053	1:15.847	34.617	41.589
2	1:56.900	44.676	32.074	40.150
3	1:52.503	42.290	30.475	39.738
4	1:51.755	42.356	29.899	39.500
5	1:50.179	41.390	29.588	39.201
6	1:50.626	41.682	29.539	39.405
7	6:53.983**B**	42.190	30.739	5:41.054
8	2:10.062	55.667	32.787	41.608
9	1:57.987	44.138	31.008	42.841
10	1:49.846	41.494	28.975	39.377
11	1:50.024	41.272	29.274	39.478
12	1:50.048	41.519	29.369	39.160
13	1:50.189	41.579	29.156	39.454

18 Aurélien PANIS — FRA
TECH 1 RACING

Lap	Lap Time	S1	S2	S3
1	2:24.366	1:07.876	33.080	43.410
2	1:51.943	42.482	29.625	39.836
3	1:52.288	43.651	29.122	39.515
4	1:50.510	41.714	28.987	39.809
5	1:50.398	41.314	29.271	39.813
6	1:50.542	41.174	29.276	40.092
7	7:10.470**B**	41.372	29.862	5:59.236
8	2:11.563	55.165	32.554	43.844
9	1:56.481	42.463	30.315	43.703
10	1:49.303	40.893	28.924	39.486
11	1:49.124	40.997	28.833	39.294
12	1:56.285	45.204	30.791	40.290
13	1:48.987	40.855	28.775	39.357

20 André NEGRÃO — BRA
INTERNATIONAL DRACO RACING

Lap	Lap Time	S1	S2	S3
1	3:16.208	2:01.882	33.263	41.063
2	1:52.217	42.248	29.875	40.094
3	1:50.349	41.570	29.362	39.417
4	1:50.642	41.327	29.618	39.697
5	1:49.877	41.131	28.989	39.757
6	1:58.560	43.909	34.094	40.557
7	5:10.524**B**	41.289	29.134	4:00.101



JEREZ
FORMULA RENAULT 3.5
QUALIFYING 2

2015 INTERNATIONAL SERIES
SANCTIONED BY THE FIA

Chronological Analysis of Performances

Personal Best
Session Best
B Crossing the finish line in pit lane
S1 Time from finish line to 1st intermedia
S2 Time from 1st intermediate to 2nd intermediate
S3 Time from 2nd intermediate to finish line
FY Full Yellow Flag

Lap	Lap Time	S1	S2	S3
8	2:00.197	50.374	30.074	39.749
9	1:48.058	40.848	28.447	38.763
10	1:47.702	40.269	28.701	38.732
11	2:01.793	45.642	33.669	42.482
12	1:48.122	40.720	28.452	38.950
13	1:51.564	43.217	29.018	39.329
14	1:48.302	40.387	28.552	39.363

25 Sean GELAEL — INA
JAGONYA AYAM WITH CARLIN

Lap	Lap Time	S1	S2	S3
1	2:27.252	1:16.216	31.239	39.797
2	1:51.703	42.528	29.027	40.148
3	1:52.916	41.465	29.402	42.049
4	1:48.157	40.585	28.483	39.089
5	1:55.291	44.027	31.111	40.153
6	8:03.279**B**	40.659	28.915	6:53.705
7	2:10.125	53.114	34.288	42.723
8	1:54.804	43.970	30.271	40.563
9	1:52.230	42.984	28.837	40.409
10	1:49.568	41.459	28.912	39.197
11	1:48.743	40.884	28.624	39.235
12	1:48.336	40.595	28.496	39.245
13	1:48.659	40.818	28.437	39.404

26 Tom DILLMANN — FRA
JAGONYA AYAM WITH CARLIN

Lap	Lap Time	S1	S2	S3
1	2:50.235	1:33.644	32.026	44.565
2	1:49.970	41.453	29.450	39.067
3	2:16.556	58.392	36.685	41.479
4	1:48.424	40.706	28.812	38.906
5	1:48.518	40.630	28.704	39.184
6	1:49.129	40.590	28.920	39.619
7	5:09.093**B**	44.450	31.308	3:53.335
8	2:04.464	50.733	32.365	41.366
9	1:48.120	40.551	28.663	38.906
10	2:19.911**B**	41.227	29.814	1:08.870
11	2:04.762	52.387	31.511	40.864
12	1:47.687	40.623	28.629	38.435
13	1:47.409	40.278	28.247	38.884
14	1:48.266	40.413	28.742	39.111

39 Yu KANAMARU — JPN
PONS RACING

Lap	Lap Time	S1	S2	S3
1	2:17.280	1:04.142	31.953	41.185
2	1:49.290	41.260	29.076	38.954
3	1:48.214	40.356	28.550	39.308
4	1:48.082	40.036	28.802	39.244
5	1:48.574	40.607	28.785	39.182
6	2:06.489	48.695	37.782	40.012
7	1:48.730	40.644	28.525	39.561
8	5:44.916**B**	40.650	29.238	4:35.028
9	2:02.248	51.226	31.306	39.716
10	1:48.788	40.699	28.519	39.570
11	3:00.418**B**	41.132	28.980	1:50.306
12	1:56.315	48.654	28.672	38.989
13	1:48.473	40.590	28.460	39.423
14	1:48.621	40.396	28.403	39.822

40 Nikita ZLOBIN — RUS
PONS RACING

Lap	Lap Time	S1	S2	S3
1	2:47.042	1:30.801	33.549	42.692
2	1:51.647	42.619	29.476	39.552
3	1:49.918	41.130	29.361	39.427
4	1:49.480	40.852	29.276	39.352
5	1:50.543			40.087
6	1:51.085	41.644	29.429	40.012
7	7:59.242**B**	41.211	29.418	6:48.613
8	2:09.763	58.051	31.310	40.402
9	1:52.141	43.131	29.593	39.417
10	1:49.400	41.141	28.977	39.282
11	1:48.687	40.587	28.937	39.163
12	1:48.872	40.491	28.518	39.863
13	1:49.010	40.467	28.764	39.779

RENAULT SPORT

world series by RENAULT

FORMULA RENAULT 3.5 SERIES

2015 INTERNATIONAL SERIES SANCTIONED BY THE FIA

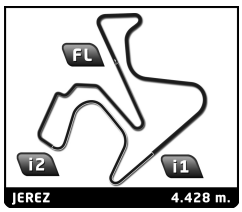

JEREZ
FORMULA RENAULT 3.5
QUALIFYING 2

Weather Report

Air Temperature

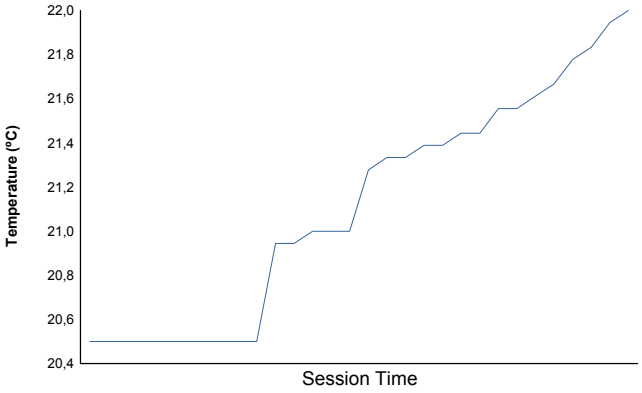

Track Temperature

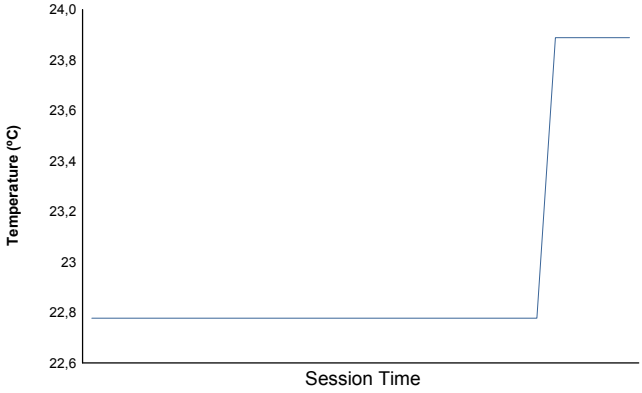

Humidity

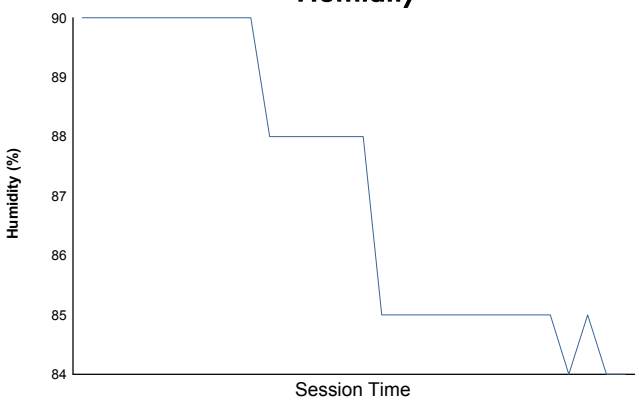

Pressure

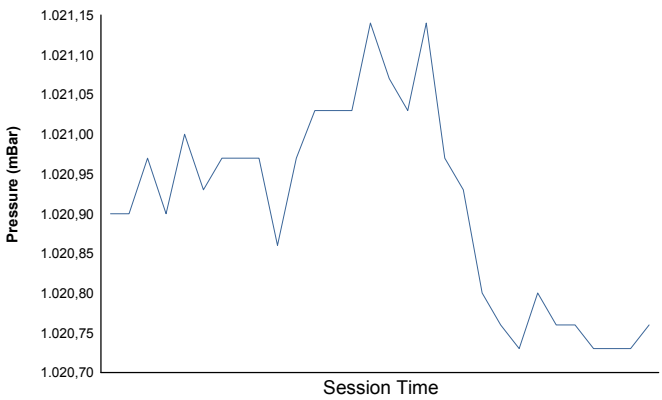

Wind Speed

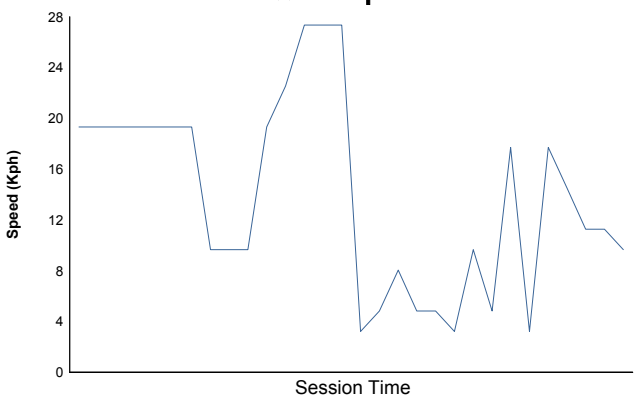

Wind direction

North = 0º/360º Est = 90º South = 180º West= 270º

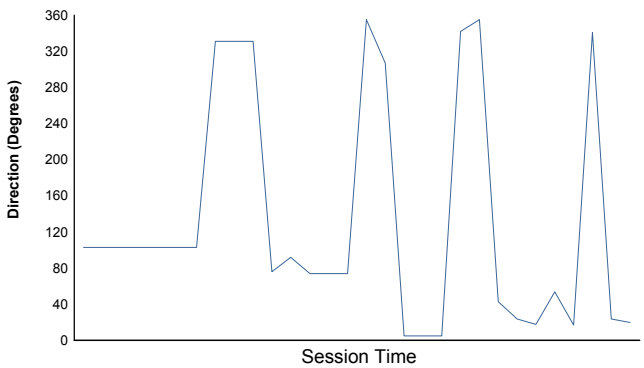

Track Status: **WET**

RENAULT SPORT

world series by RENAULT

FORMULA RENAULT 3.5 SERIES

2015 INTERNATIONAL SERIES SANCTIONED BY THE FIA



JEREZ
FORMULA RENAULT 3.5
RACE 2 (40' +1 lap)

Starting Grid

17 - R. NISSANY	1:49.846	19	
			18 - A. PANIS 1:48.987 18
10 - M. STOCKINGER	1:48.773	17	
			40 - N. ZLOBIN 1:48.687 16
16 - B. VISSER	1:48.545	15	
			3 - J. JAAFAR 1:48.211 14
25 - S. GELAEL	1:48.157	13	
			39 - Y. KANAMARU 1:48.082 12
20 - A. NEGRÃO	1:47.702	11	
			12 - G. MALJA 1:47.477 10
2 - D. STONEMAN	1:47.467	9	
			26 - T. DILLMANN 1:47.409 8
5 - N. LATIFI	1:47.328	7	
			11 - T. ELLINAS 1:47.256 6
15 - A. CELIS Jr	1:47.056	5	
			6 - E. ORUDZHEV 1:46.768 4
1 - N. DE VRIES	1:46.352	3	
			9 - M. VAXIVIERE 1:46.019 2
4 - O. ROWLAND	1:45.903	1	

Published at: .....

Stewards:	Timekeeper:

RENAULT SPORT

world series by RENAULT

FORMULA RENAULT 3.5 SERIES

2015 INTERNATIONAL SERIES SANCTIONED BY THE FIA



JEREZ
FORMULA RENAULT 3.5
RACE 2 (40' +1 lap)

Final Classification

			Driver	Nation ASN	Team		Laps	Total Time	Gap	Kph	Best Lap Lap	Best Lap Time	Best Lap Kph
1	(25)	1	**Nyck DE VRIES**	NED	DAMS	R	24	**41:36.996**	-	153.2	22	**1:31.855**	173.5
2	(18)	4	**Oliver ROWLAND**	GBR	FORTEC MOTORSPORTS		24	**41:39.505**	+2.509	153.1	23	**1:32.273**	172.8
3	(15)	9	**Matthieu VAXIVIERE**	FRA	LOTUS		24	**41:39.580**	+2.584	153.1	24	**1:32.193**	172.9
4	(12)	11	**Tio ELLINAS**	CYP	STRAKKA RACING		24	**41:41.080**	+4.084	153.0	24	**1:32.202**	172.9
5	(10)	12	**Gustav MALJA**	SWE	STRAKKA RACING	R	24	**41:50.407**	+13.411	152.4	17	**1:33.355**	170.8
6	(8)	26	**Tom DILLMANN**	FRA	JAGONYA AYAM WITH CARLIN		24	**41:51.193**	+14.197	152.3	14	**1:33.181**	171.1
7	(6)	6	**Egor ORUDZHEV**	RUS	ARDEN MOTORSPORT	R	24	**41:51.642**	+14.646	152.3	16	**1:32.327**	172.7
8	(4)	3	**Jazeman JAAFAR**	MAS	FORTEC MOTORSPORTS		24	**41:52.020**	+15.024	152.3	13	**1:33.309**	170.8
9	(2)	25	**Sean GELAEL**	INA	JAGONYA AYAM WITH CARLIN	R	24	**41:52.646**	+15.650	152.3	15	**1:33.770**	170.0
10	(1)	5	**Nicholas LATIFI**	CAN	ARDEN MOTORSPORT		24	**41:53.549**	+16.553	152.2	22	**1:34.007**	169.6
11		39	**Yu KANAMARU**	JPN	PONS RACING	R	24	**41:53.849**	+16.853	152.2	22	**1:34.084**	169.4
12		20	**André NEGRÃO**	BRA	INTERNATIONAL DRACO RACING		24	**41:53.955**	+16.959	152.2	16	**1:34.490**	168.7
13		18	**Aurélien PANIS**	FRA	TECH 1 RACING	R	24	**41:54.607**	+17.611	152.1	14	**1:32.480**	172.4
14		10	**Marlon STOCKINGER**	PHI	LOTUS		24	**42:03.840**	+26.844	151.6	23	**1:33.965**	169.6
Not classified:													
		16	**Beitske VISSER**	NED	AVF		20	**35:41.243**			14	**1:34.204**	169.2
16		17	**Roy NISSANY**	ISR	TECH 1 RACING	R	16	**27:48.785**			14	**1:33.950**	169.7
		15	**Alfonso CELIS Jr**	MEX	AVF	R	3	**8:19.536**			3	**2:15.171**	117.9
18		2	**Dean STONEMAN**	GBR	DAMS	R	0						
		40	**Nikita ZLOBIN**	RUS	PONS RACING	R							

Pole Position		O. ROWLAND	**1:45.903**	150.5 Kph
Fastest Lap	Lap 22	Nyck DE VRIES	**1:31.855**	173.5 Kph
Circuit Record Lap	18/10/2015	Nyck DE VRIES	**1:31.855**	173.5 Kph
Circuit Best Lap	25/3/2014	Oliver ROWLAND	**1:25.397**	186.7 Kph

Track Status: **WET**

Published at: .....

Stewards:	**Timekeeper:**

RENAULT SPORT

world series by RENAULT

FORMULA RENAULT 3.5 SERIES

2015 INTERNATIONAL SERIES

SANCTIONED BY THE FIA



JEREZ
FORMULA RENAULT 3.5
After RACE 2

Drivers Championship Standings

	Drivers	Nation		Points	ESP		MON		BEL		HUN		AUT		GBR		GER		FRA		ESP	
1	Oliver ROWLAND	GBR		**307**	25	15	8	-	10	25	15	25	25	18	18	25	25	1	25	4	25	18
2	Matthieu VAXIVIERE	FRA		**234**	12	25	-	-	25	15	12	18	8	25	15	18	12	-	1	18	15	15
3	Nyck DE VRIES	NED	R	**160**	6	18	-	-	2	18	-	2	15	10	12	-	18	15	6	1	12	25
4	Tio ELLINAS	CYP		**135**	-	12	-	-	6	10	-	8	2	-	25	-	8	25	2	15	10	12
5	Egor ORUDZHEV	RUS	R	**133**	-	-	12	-	1	2	25	-	-	-	6	8	2	10	18	25	18	6
6	Dean STONEMAN	GBR	R	**130**	15	-	18	-	15	12	8	-	18	-	-	12	-	8	12	12	-	-
7	Tom DILLMANN	FRA		**122**	2	10	15	-	8	-	10	10	10	4	10	-	10	-	15	10	-	8
8	Jazeman JAAFAR	MAS		**118**	18	6	25	-	18	8	-	12	1	2	1	-	15	-	-	-	8	4
9	Gustav MALJA	SWE	R	**79**	1	-	-	-	4	-	1	15	6	6	8	4	4	18	-	2	-	10
10	Pietro FANTIN	BRA		**61**	8	-	10	-	-	4	-	4	-	12	-	15	6	2	-	-	-	-
11	Nicholas LATIFI	CAN		**55**	4	-	-	-	12	-	-	-	12	-	4	10	-	-	-	6	6	1
12	Aurélien PANIS	FRA	R	**42**	-	-	6	-	-	6	6	-	4	-	-	2	-	-	10	8	-	-
13	Roy NISSANY	ISR	R	**27**	-	-	-	-	-	-	4	-	-	15	2	-	-	-	4	-	2	-
14	Roberto MERHI	ESP		**26**	-	2	-	-	-	-	18	6	-	-	-	-	-	-	-	-	-	-
15	Meindert VAN BUUREN	NED		**20**	10	8	-	-	-	1	-	1	-	-	-	-	-	-	-	-	-	-
16	Alfonso CELIS Jr	MEX	R	**17**	-	4	-	-	-	-	-	-	-	-	-	-	1	12	-	-	-	-
17	Marlon STOCKINGER	PHI		**14**	-	-	-	-	-	-	-	-	-	8	-	-	-	6	-	-	-	-
18	Yu KANAMARU	JPN	R	**9**	-	-	-	-	-	-	-	-	-	-	-	-	-	-	8	-	1	-
19	Sean GELAEL	INA	R	**7**	-	-	4	-	-	-	-	-	-	-	-	1	-	-	-	-	-	2
20	Nicholas YELLOLY	GBR		**6**	-	-	-	-	-	-	-	-	-	-	-	6	-	-	-	-	-	-
21	André NEGRÃO	BRA		**4**	-	-	-	-	-	-	-	-	-	-	-	-	-	-	-	-	4	-
22	Renè BINDER	AUT		**4**	-	-	-	-	-	-	-	-	-	-	-	-	-	4	-	-	-	-
23	Beitske VISSER	NED		**3**	-	-	-	-	-	-	2	-	-	1	-	-	-	-	-	-	-	-
24	Alex FONTANA	SUI	R	**2**	-	-	2	-	-	-	-	-	-	-	-	-	-	-	-	-	-	-
25	Bruno BONIFACIO	BRA	R	**1**	-	1	-	-	-	-	-	-	-	-	-	-	-	-	-	-	-	-
26	Philo Paz Patrick ARMAND	INA	R	**1**	-	-	1	-	-	-	-	-	-	-	-	-	-	-	-	-	-	-

RENAULT SPORT

world series by RENAULT

FORMULA RENAULT 3.5 SERIES

2015 INTERNATIONAL SERIES
SANCTIONED BY THE FIA

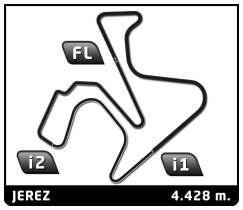

JEREZ
FORMULA RENAULT 3.5
After RACE 2

Teams Championship Standings

	Teams	Points	ESP		MON		BEL		HUN		AUT		GBR		GER		FRA		ESP	
1	FORTEC MOTORSPORTS	**425**	43	21	33	-	28	33	15	37	26	20	19	25	40	1	25	4	33	22
2	DAMS	**290**	21	18	18	-	17	30	8	2	33	10	12	12	18	23	18	13	12	25
3	LOTUS	**274**	22	33	-	-	25	16	12	19	8	33	15	24	12	6	1	18	15	15
4	STRAKKA RACING	**214**	1	12	-	-	10	10	1	23	8	6	33	4	12	43	2	17	10	22
5	ARDEN MOTORSPORT	**188**	4	-	12	-	13	2	25	-	12	-	10	18	2	10	18	31	24	7
6	JAGONYA AYAM WITH CARLIN	**129**	2	10	19	-	8	-	10	10	10	4	10	1	10	-	15	10	-	10
7	TECH 1 RACING	**69**	-	-	6	-	-	6	10	-	4	15	2	2	-	-	14	8	2	-
8	INTERNATIONAL DRACO RACING	**66**	8	1	10	-	-	4	-	4	-	12	-	15	6	2	-	-	4	-
9	PONS RACING	**42**	-	2	3	-	-	-	18	6	-	-	-	-	-	4	8	-	1	-
10	AVF	**20**	-	4	-	-	-	-	2	-	-	1	-	-	1	12	-	-	-	-

RENAULT SPORT

world series by RENAULT

FORMULA RENAULT 3.5 SERIES

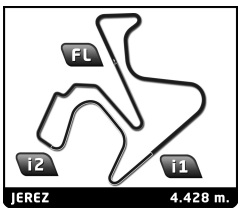

JEREZ
FORMULA RENAULT 3.5
RACE 2

2015 INTERNATIONAL SERIES
SANCTIONED BY THE FIA

Lap Chart

	Lap	Grid	1	2	3	4	5	6	7	8	9	10	11	12	13	14	15	16	17	18	19	20	21	22	23	24
Driver	**Pos**																									
(4) O. ROWLAND	1	4	1	1	1	1	1	1	1	1	1	1	1	1	1	1	1	1	1	1	1	1	1	1	1	1
(9) M. VAXIVIERE	2	9	6	6	6	6	6	6	6	6	6	6	6	6	6	16	4	4	4	4	4	4	4	4	4	4
(1) N. DE VRIES	3	1	9	9	9	9	9	9	9	9	9	9	9	9	9	9	9	9	9	9	9	9	9	9	9	9
(6) E. ORUDZHEV	4	6	4	4	4	4	4	4	4	4	4	4	4	4	20	4	11	11	11	11	11	11	11	11	11	11
(15) A. CELIS Jr	5	15	5	5	5	5	5	5	5	5	5	5	5	5	16	11	12	12	12	12	12	12	12	12	12	12
(11) T. ELLINAS	6	11	11	11	11	11	11	11	11	11	11	11	11	11	4	12	26	26	26	26	26	26	26	26	26	26
(5) N. LATIFI	7	5	12	12	12	12	12	12	12	12	12	12	12	25	11	26	25	25	25	25	25	25	3	3	3	6
(26) T. DILLMANN	8	26	26	26	26	26	26	26	26	26	26	26	26	20	12	25	3	3	3	3	3	3	25	6	6	3
(2) D. STONEMAN	9	2	20	20	20	20	25	25	25	25	25	25	25	16	25	3	16	17	20	16	16	39	6	25	25	25
(12) G. MALJA	10	12	17	25	25	25	20	20	20	20	20	3	20	39	26	20	17	20	16	5	5	5	5	5	5	5
(20) A. NEGRÃO	11	20	25	17	17	17	3	3	3	3	3	20	16	12	3	17	20	16	5	10	10	6	39	39	39	39
(39) Y. KANAMARU	12	39	3	3	3	3	17	17	17	16	16	16	39	26	5	5	5	5	10	39	39	20	20	20	20	20
(25) S. GELAEL	13	25	10	10	10	10	10	10	10	39	39	39	3	3	39	10	10	10	39	6	6	18	18	18	18	18
(3) J. JAAFAR	14	3	16	16	16	16	16	16	16	17	17	17	17	17	17	39	39	39	6	18	18	16	10	10	10	10
(16) B. VISSER	15	16	18	18	39	39	39	39	39	10	10	10	10	10	10	6	6	6	18	20	20	10				
(40) N. ZLOBIN	16	40	39	39	18	18	18	18	18	18	18	18	18	18	18	18	18	18								
(10) M. STOCKINGER	17	10	15	15	15																					
(18) A. PANIS	18	18																								
(17) R. NISSANY	19	17																								

RENAULT SPORT

world series by RENAULT

FORMULA RENAULT 3.5 SERIES



JEREZ
FORMULA RENAULT 3.5
RACE 2

Best Partial Times

2015 INTERNATIONAL SERIES
SANCTIONED BY THE FIA

IT Ideal Lap Time, sum of the best partial times
BT Best Lap Time

	S1		S2		S3					
Pos	Driver	Time	Driver	Time	Driver	Time	Pos	Driver	IT	BT
1	11 T.ELLINAS	34.299	9 M.VAXIVIERE	24.217	1 N.DE VRIES	32.931	1	N.DE VRIES	1'31.799	1:31.855 (1)
2	9 M.VAXIVIERE	34.441	18 A.PANIS	24.246	4 O.ROWLAND	33.270	2	M.VAXIVIERE	1'32.070	1:32.193 (2)
3	1 N.DE VRIES	34.518	1 N.DE VRIES	24.350	6 E.ORUDZHEV	33.280	3	T.ELLINAS	1'32.108	1:32.202 (3)
4	4 O.ROWLAND	34.585	11 T.ELLINAS	24.379	9 M.VAXIVIERE	33.412	4	O.ROWLAND	1'32.237	1:32.273 (4)
5	6 E.ORUDZHEV	34.598	4 O.ROWLAND	24.382	11 T.ELLINAS	33.430	5	E.ORUDZHEV	1'32.327	1:32.327 (5)
6	18 A.PANIS	34.703	26 T.DILLMANN	24.405	18 A.PANIS	33.531	6	A.PANIS	1'32.480	1:32.480 (6)
7	26 T.DILLMANN	34.778	12 G.MALJA	24.413	26 T.DILLMANN	33.670	7	T.DILLMANN	1'32.853	1:33.181 (7)
8	3 J.JAAFAR	34.831	6 E.ORUDZHEV	24.449	12 G.MALJA	33.751	8	G.MALJA	1'33.027	1:33.355 (9)
9	5 N.LATIFI	34.853	3 J.JAAFAR	24.574	25 S.GELAEL	33.827	9	J.JAAFAR	1'33.309	1:33.309 (8)
10	12 G.MALJA	34.863	17 R.NISSANY	24.659	3 J.JAAFAR	33.904	10	S.GELAEL	1'33.490	1:33.770 (10)
11	16 B.VISSER	34.866	20 A.NEGRÃO	24.711	20 A.NEGRÃO	34.045	11	B.VISSER	1'33.691	1:34.204 (15)
12	25 S.GELAEL	34.890	39 Y.KANAMARU	24.718	16 B.VISSER	34.072	12	M.STOCKINGER	1'33.850	1:33.965 (12)
13	10 M.STOCKINGER	34.919	10 M.STOCKINGER	24.728	39 Y.KANAMARU	34.085	13	A.NEGRÃO	1'33.855	1:34.490 (16)
14	17 R.NISSANY	35.003	16 B.VISSER	24.753	10 M.STOCKINGER	34.203	14	Y.KANAMARU	1'33.924	1:34.084 (14)
15	20 A.NEGRÃO	35.099	25 S.GELAEL	24.773	17 R.NISSANY	34.288	15	R.NISSANY	1'33.950	1:33.950 (11)
16	39 Y.KANAMARU	35.121	5 N.LATIFI	24.843	5 N.LATIFI	34.311	16	N.LATIFI	1'34.007	1:34.007 (13)
17	15 A.CELIS Jr	38.841	15 A.CELIS Jr	26.786	15 A.CELIS Jr	44.649	17	A.CELIS Jr	1'50.276	2:15.171 (17)

RENAULT SPORT

world series by RENAULT

FORMULA RENAULT 3.5 SERIES

2015 INTERNATIONAL SERIES

SANCTIONED BY THE FIA

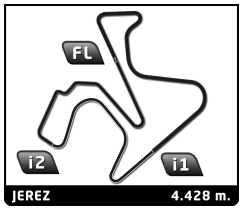

JEREZ
FORMULA RENAULT 3.5
After RACE 2

Drivers Performance

NC Not classified **EX** Excluded **NS** Not Started

	Drivers	Nation	Points	ESP		MON			BEL			HUN		AUT		GBR		GER		FRA		ESP	
1	Oliver ROWLAND	GBR	**307**	2-1	3-3	2-6	4-5	1-1	1-3	5-1	1-1	2-2	3-2	2-1	1-1	1-10	1-1	14-8	2-1	1-2
2	Matthieu VAXIVIERE	FRA	**234**	1-4	2-1	3-19	1-1	4-3	3-4	1-2	3-6	1-1	2-3	1-2	5-4	8-11	3-10	2-2	5-3	2-3
3	Nyck DE VRIES	NED	**160**	9-7	1-2	4-11	5-9	3-2	18-11	13-9	6-3	3-5	8-4	8-NC	4-2	9-3	8-7	7-10	7-4	3-1
4	Tio ELLINAS	CYP	**135**	7-NC	9-4	6-18	8-7	2-5	10-17	8-6	10-9	18-13	1-1	5-11	2-6	5-1	5-9	1-3	6-5	6-4
5	Egor ORUDZHEV	RUS	**133**	13-NC	16-18	9-4	15-10	8-9	2-1	2-11	20-11	20-NC	11-7	9-6	16-9	12-5	2-2	5-1	3-2	4-7
6	Dean STONEMAN	GBR	**130**	6-3	7-12	5-2	6-3	5-4	11-6	10-12	4-2	11-NC	10-NC	6-4	8-NC	7-6	6-4	6-4	12-13	9-NC
7	Tom DILLMANN	FRA	**122**	5-9	6-5	7-3	14-6	7-16	5-5	9-5	9-5	13-8	6-5	12-NC	3-5	4-14	4-3	3-5	1-NC	8-6
8	Jazeman JAAFAR	MAS	**118**	4-2	4-7	1-1	3-2	20-6	4-18	3-4	15-10	15-9	4-10	10-NC	6-3	11-17	15-13	8-14	4-6	14-8
9	Gustav MALJA	SWE	**79**	20-10	12-20	8-20	9-8	10-14	20-10	6-3	7-7	14-7	9-6	11-8	10-8	6-2	10-11	13-9	8-11	10-5
10	Pietro FANTIN	BRA	**61**	10-6	5-11	10-5	11-NC	9-8	8-NC	7-8	19-13	9-4	5-11	4-3	7-7	2-9				
11	Nicholas LATIFI	CAN	**55**	8-8	8-14	11-14	2-4	6-13	7-NC	12-17	8-4	8-NC	7-8	3-5	17-NC	13-NC	14-NC	9-7	9-7	7-10
12	Aurélien PANIS	FRA	**42**	19-12	19-13	15-7	10-NC	14-7	9-7	18-13	11-8	10-NC	12-NC	13-9	14-14	10-NC	9-5	4-6	15-NC	18-13
13	Roy NISSANY	ISR	**27**	16-14	17-16	19-12	18-14	11-NC	16-8	20-14	12-NC	4-3	20-9	14-14	9-NC	3-18	7-8	12-12	13-9	19-NC
14	Roberto MERHI	ESP	**26**	12-NC	18-9		7-NC	17-NC	6-2	4-7	5-EX									
15	Meindert VAN BUUREN	NED	**20**	3-5	13-6	16-16	19-11	16-10	14-16	14-10										
16	Alfonso CELIS Jr	MEX	**17**	15-NC	10-8	12-17	12-13	13-11	19-14	17-16	14-NC	7-12	16-13	17-12	15-10	16-4	13-NC	10-16	18-15	5-NC
17	Marlon STOCKINGER	PHI	**14**								2-NC	5-6			13-11	19-7	17-15	11-11	16-17	17-14
18	Yu KANAMARU	JPN	**9**												11-12	20-13	11-6	17-NC	11-10	12-11
19	Sean GELAEL	INA	**7**	14-NC	14-15	18-8	17-15	15-12	15-15	11-NC	17-NC	16-NC	14-NC	15-10	20-15	18-16	16-16	16-17	14-16	13-9
20	Nicholas YELLOLY	GBR	**6**										19-14	7-7						
21	André NEGRÃO	BRA	**4**														12-12	19-NC	17-8	11-12
22	Renè BINDER	AUT	**4**												19-13	17-8				
23	Beitske VISSER	NED	**3**	11-NC	11-19	14-13		12-NC	13-9	15-15	16-12	19-10	13-NC	18-13	12-16	15-15	19-14	15-13	10-12	15-NC
24	Alex FONTANA	SUI	**2**			17-9														
25	Bruno BONIFACIO	BRA	**1**	17-11	15-10	13-15	13-12	18-NC	17-12	19-18	18-14	12-11	15-NC	16-NC	18-NC	14-12				
26	Philo Paz Patrick ARMAND	INA	**1**	18-13	20-17	20-10	16-16	19-15	12-13	16-NC			18-NC	19-16						
	Louis DELÉTRAZ	SUI									21-15	17-NC								
	Nikita ZLOBIN	RUS															18-17	18-15	19-14	16-NC
	Meindert VAN BUUREN	NED									13-NC	6-NC								
	William BRATT	GBR											17-12	20-15						

RENAULT SPORT

world series by RENAULT

FORMULA RENAULT 3.5 SERIES

2015 INTERNATIONAL SERIES SANCTIONED BY THE FIA



JEREZ
FORMULA RENAULT 3.5
After RACE 2

Drivers Statistics

Driver	Nation	Team	Points	First Positions	Seconds Positions	Thirds Positions	Race Fastest Laps	Pole Positions	Laps in first place	Km. covered in Race	Km. covered in Practice
Oliver ROWLAND	GBR	FORTEC MOTORSPORTS	307	8	3	2	4	7	160	2032,80	2674,97
Matthieu VAXIVIERE	FRA	LOTUS	234	3	3	4	5	5	57	1962,66	2514,89
Nyck DE VRIES	NED	DAMS	160	1	3	2	1	1	42	1926,78	2775,86
Tio ELLINAS	CYP	STRAKKA RACING	135	2		1		2	36	1833,42	2733,79
Egor ORUDZHEV	RUS	ARDEN MOTORSPORT	133	2	2				41	1880,62	2720,93
Dean STONEMAN	GBR	DAMS	130		2	2				1567,79	2801,40
Tom DILLMANN	FRA	JAGONYA AYAM WITH CARLIN	122			2	1	1	10	1894,28	2527,94
Jazeman JAAFAR	MAS	FORTEC MOTORSPORTS	118	1	2	1	1	1	23	1903,96	2506,95
Gustav MALJA	SWE	STRAKKA RACING	79		1	1				1957,31	2754,53
Pietro FANTIN	BRA	INTERNATIONAL DRACO RACING	61			1	1		18	1361,26	2124,22
Nicholas LATIFI	CAN	ARDEN MOTORSPORT	55				1		5	1557,12	2612,20
Aurélien PANIS	FRA	TECH 1 RACING	42							1577,85	2662,98
Roy NISSANY	ISR	TECH 1 RACING	27			1				1700,78	2378,37
Roberto MERHI	ESP	PONS RACING	26		1					757,90	1263,36
Meindert VAN BUUREN	NED	LOTUS	20				1		24	753,20	823,20
Alfonso CELIS Jr	MEX	AVF	17				2			1643,63	2521,72
Marlon STOCKINGER	PHI	LOTUS	14							816,51	1180,01
Yu KANAMARU	JPN	PONS RACING	9							582,07	859,97
Sean GELAEL	INA	JAGONYA AYAM WITH CARLIN	7							1520,16	2426,65
Nicholas YELLOLY	GBR	LOTUS	6							276,83	206,15
André NEGRÃO	BRA	INTERNATIONAL DRACO RACING	4							350,41	578,29
Renè BINDER	AUT	PONS RACING	4							231,66	283,14
Beitske VISSER	NED	AVF	3							1636,45	2792,82
Alex FONTANA	SUI	PONS RACING	2							70,14	120,24
Bruno BONIFACIO	BRA	INTERNATIONAL DRACO RACING	1							1235,44	2238,54
Philo Paz Patrick ARMAND	INA	PONS RACING	1							947,52	1287,63
Louis DELÉTRAZ	SUI	COMTEC RACING								121,13	406,64
Nikita ZLOBIN	RUS	PONS RACING								344,57	563,54
Meindert VAN BUUREN	NED	PONS RACING								90,85	367,71
Alexander ALBON	GBR	LOTUS									157,72
William BRATT	GBR	PONS RACING								282,72	312,17

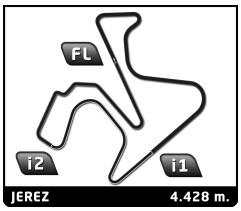

JEREZ
FORMULA RENAULT 3.5
RACE 2

Fastest Laps Sequence

Practice Time		Driver	Nation	Time	Kph	Driver's Lap
3:25.547	1	**Nyck DE VRIES**	NED	**1:45.303**	151.4	2
9:46.192	1	**Nyck DE VRIES**	NED	**1:34.151**	169.3	5
12:55.430	1	**Nyck DE VRIES**	NED	**1:33.989**	169.6	7
14:29.397	1	**Nyck DE VRIES**	NED	**1:33.967**	169.6	8
14:32.517	9	**Matthieu VAXIVIERE**	FRA	**1:33.600**	170.3	8
16:02.610	1	**Nyck DE VRIES**	NED	**1:33.213**	171.0	9
19:09.011	1	**Nyck DE VRIES**	NED	**1:32.992**	171.4	11
23:37.379	18	**Aurélien PANIS**	FRA	**1:32.939**	171.5	13
25:09.859	18	**Aurélien PANIS**	FRA	**1:32.480**	172.4	14
27:16.454	1	**Nyck DE VRIES**	NED	**1:32.312**	172.7	16
36:59.967	1	**Nyck DE VRIES**	NED	**1:32.141**	173.0	21
38:31.822	1	**Nyck DE VRIES**	NED	**1:31.855**	173.5	22

RENAULT SPORT

world series by RENAULT

FORMULA RENAULT 3.5 SERIES

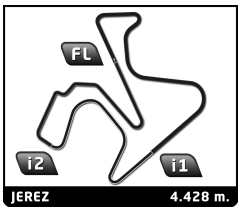

JEREZ
FORMULA RENAULT 3.5
RACE 2

2015 INTERNATIONAL SERIES SANCTIONED BY THE FIA

Pit Stop Analysis

Nr.	In Time	Out Time	Pit Time	T. Pit Time
1	**N. DE VRIES**	DAMS		R
1	15:56:49.321	15:57:16.010	26.689	26.689
3	**J. JAAFAR**	FORTEC MOTORSPORTS		
1	15:52:30.013	15:52:55.877	25.864	25.864
4	**O. ROWLAND**	FORTEC MOTORSPORTS		
1	15:55:25.663	15:55:51.366	25.703	25.703
5	**N. LATIFI**	ARDEN MOTORSPORT		
1	15:55:30.326	15:56:10.857	40.531	40.531
6	**E. ORUDZHEV**	ARDEN MOTORSPORT		R
1	15:57:17.995	15:57:55.926	37.931	37.931
9	**M. VAXIVIERE**	LOTUS		
1	15:56:57.460	15:57:24.294	26.834	26.834
10	**M. STOCKINGER**	LOTUS		
1	15:47:48.407	15:48:14.987	26.580	26.580
11	**T. ELLINAS**	STRAKKA RACING		
1	15:55:31.098	15:55:57.629	26.531	26.531
12	**G. MALJA**	STRAKKA RACING		R
1	15:54:00.317	15:54:26.551	26.234	26.234
15	**A. CELIS Jr**	AVF		R
1	15:35:01.937	15:37:13.274	2:11.337	2:11.337
16	**B. VISSER**	AVF		
1	15:58:51.776	15:59:19.369	27.593	27.593
17	**R. NISSANY**	TECH 1 RACING		R
1	15:47:47.429	15:48:13.483	26.054	26.054
18	**A. PANIS**	TECH 1 RACING		R
1	15:38:57.466	15:39:31.443	33.977	33.977
2	15:49:54.579	15:50:25.126	30.547	1:04.524
20	**A. NEGRÃO**	INTERNATIONAL DRACO RACING		
1	15:57:17.645	15:57:44.309	26.664	26.664
2	16:04:03.732	16:04:53.187	49.455	1:16.119
25	**S. GELAEL**	JAGONYA AYAM WITH CARLIN		R
1	15:55:35.900	15:56:02.640	26.740	26.740
26	**T. DILLMANN**	JAGONYA AYAM WITH CARLIN		
1	15:53:59.515	15:54:27.806	28.291	28.291
39	**Y. KANAMARU**	PONS RACING		R
1	15:55:43.921	15:56:11.988	28.067	28.067

RENAULT SPORT

world series by RENAULT

FORMULA RENAULT 3.5 SERIES



JEREZ
FORMULA RENAULT 3.5
RACE 2

2015 INTERNATIONAL SERIES
SANCTIONED BY THE FIA

Analysis by Lap

Lapped

Lap 1

Num	Lap Time	Gap
1	1:40.244	
6	1:41.135	0.891
9	1:41.685	1.441
4	1:43.384	3.140
5	1:43.594	3.350
11	1:44.220	3.976
12	1:44.719	4.475
26	1:45.107	4.863
20	1:45.736	5.492
17	1:46.230	5.986
25	1:46.461	6.217
3	1:47.714	7.470
10	1:48.450	8.206
16	1:49.183	8.939
18	1:49.548	9.304
39	1:50.027	9.783

Lap 2

Num	Lap Time	Gap
1	1:45.303	
6	1:45.322	0.910
9	1:47.038	3.176
4	1:46.306	4.143
5	1:46.744	4.791
11	1:46.974	5.647
12	1:47.929	7.101
26	1:48.920	8.480
20	1:49.097	9.286
25	1:49.074	9.988
17	1:50.277	10.960
3	1:49.544	11.711
10	1:49.747	12.650
16	1:50.820	14.456
18	1:51.751	15.752
39	1:52.350	16.830
15	4:06.693	1 Lap

Lap 3

Num	Lap Time	Gap
1	2:24.320	
6	2:24.084	0.674
9	2:22.880	1.736
4	2:22.538	2.361
5	2:22.787	3.258
11	2:24.693	6.020
12	2:24.135	6.916
26	2:23.973	8.133
20	2:24.028	8.994
25	2:24.489	10.157
17	2:24.248	10.888
3	2:23.974	11.365
10	2:23.601	11.931
16	2:22.915	13.051
39	2:21.248	13.758
15	1:57.672	1 Lap
18	2:43.563	34.995

Lap 4

Num	Lap Time	Gap
1	2:22.174	
6	2:22.313	0.813
9	2:21.593	1.155
4	2:21.472	1.659
5	2:20.921	2.005
11	2:18.589	2.435
12	2:18.492	3.234
26	2:17.512	3.471
20	2:17.040	3.860
25	2:16.137	4.120
17	2:16.060	4.774
3	2:16.113	5.304
10	2:15.848	5.605
16	2:15.117	5.994
39	2:14.816	6.400
15	2:15.171	1 Lap
18	1:55.053	7.874

Lap 5

Num	Lap Time	Gap
1	1:34.151	
6	1:35.340	2.002
9	1:35.461	2.465
4	1:35.968	3.476
5	1:36.268	4.122
11	1:37.643	5.927
12	1:37.684	6.767
26	1:37.890	7.210
25	1:37.672	7.641
20	1:38.669	8.378
3	1:37.820	8.973
17	1:39.086	9.709
10	1:38.769	10.223
16	1:39.325	11.168
39	1:39.128	11.377
18	1:42.615	16.338

Lap 6

Num	Lap Time	Gap
1	1:35.249	
6	1:34.836	1.589
9	1:35.691	2.907
4	1:35.326	3.553
5	1:36.093	4.966
11	1:36.240	6.918
12	1:36.557	8.075
26	1:36.640	8.601
25	1:36.712	9.104
20	1:37.159	10.288
3	1:37.299	11.023
17	1:38.034	12.494
10	1:37.998	12.972
16	1:37.678	13.597
39	1:38.000	14.128
18	1:41.557	22.646

Lap 7

Num	Lap Time	Gap
1	1:33.989	
6	1:34.703	2.303
9	1:34.569	3.487
4	1:34.807	4.371
5	1:35.454	6.431
11	1:35.229	8.158
12	1:35.361	9.447
26	1:35.183	9.795
25	1:35.423	10.538
20	1:35.990	12.289
3	1:36.191	13.225
17	1:36.631	15.136
10	1:37.062	16.045
16	1:36.513	16.121
39	1:36.400	16.539
18	1:42.329	30.986

Lap 8

Num	Lap Time	Gap
1	1:33.967	
6	1:34.100	2.436
9	1:33.600	3.120
4	1:33.922	4.326
5	1:34.563	7.027
11	1:34.133	8.324
12	1:34.377	9.857
26	1:34.627	10.455
25	1:34.794	11.365
20	1:35.377	13.699
3	1:35.132	14.390
16	1:36.185	18.339
39	1:36.163	18.735
17	1:56.336	37.505
10	1:56.931	39.009
18	1:42.796	39.815

Lap 9

Num	Lap Time	Gap
1	1:33.213	
6	1:34.346	3.569
9	1:34.103	4.010
4	1:33.981	5.094
5	1:34.566	8.380
11	1:34.313	9.424
12	1:34.437	11.081
26	1:34.330	11.572
25	1:35.477	13.629
20	1:35.069	15.555
3	1:35.150	16.327
16	1:34.653	19.779
39	1:34.756	20.278
17	1:38.099	42.391
10	1:38.580	44.376
18	2:09.333	1'15.935

Lap 10

Num	Lap Time	Gap
1	1:33.409	
6	1:34.416	4.576
9	1:34.156	4.757
4	1:34.403	6.088
5	1:34.854	9.825
11	1:34.726	10.741
12	1:35.107	12.779
26	1:35.084	13.247
25	1:35.014	15.234
3	1:35.063	17.981
20	1:38.746	20.892
16	1:34.950	21.320
39	1:35.034	21.903
17	1:35.594	44.576
10	1:35.524	46.491
18	1:38.556	1'21.082

Lap 11

Num	Lap Time	Gap
1	1:32.992	
6	1:34.796	6.380
9	1:35.035	6.800
4	1:34.954	8.050
5	1:34.469	11.302
11	1:34.322	12.071
12	1:34.792	14.579
26	1:34.808	15.063
25	1:34.820	17.062
20	1:35.362	23.262
16	1:35.363	23.691
39	1:36.338	25.249
3	1:55.296	40.285
17	1:35.226	46.810
10	1:35.198	48.697
18	1:34.121	1'22.211

Lap 12

Num	Lap Time	Gap
1	1:33.519	
6	1:33.586	6.447
9	1:33.809	7.090
4	1:34.456	8.987
5	1:34.731	12.514
11	1:34.441	12.993
25	1:34.985	18.528
20	1:34.968	24.711
16	1:35.098	25.270
39	1:34.575	26.305
12	1:56.380	37.440
26	1:57.151	38.695
3	1:35.727	42.493
17	1:35.291	48.582
10	1:35.375	50.553
18	1:33.218	1'21.910

Lap 13

Num	Lap Time	Gap
1	1:33.144	
6	1:34.766	8.069
9	1:34.187	8.133
20	1:34.789	26.356
16	1:34.842	26.968
4	1:53.268	29.111
11	1:55.525	35.374
12	1:35.417	39.713
25	1:55.001	40.385
26	1:35.062	40.613
3	1:33.309	42.658
5	2:09.232	48.602
39	1:56.572	49.733
17	1:34.486	49.924
10	1:34.718	52.127
18	1:32.939	1'21.705

Lap 14

Num	Lap Time	Gap
1	1:53.755	
16	1:34.204	7.417
9	1:53.906	8.284
4	1:35.251	10.607
11	1:36.428	18.047
12	1:33.416	19.374
26	1:33.181	20.039
25	1:37.172	23.802
3	1:35.256	24.159
20	1:55.698	28.299
17	1:33.950	30.119
5	1:37.222	32.069
10	1:35.213	33.585
39	1:37.963	33.941
6	2:25.602	39.916
18	1:32.480	1'00.430

Lap 15

Num	Lap Time	Gap
1	1:34.713	
4	1:33.447	9.341
9	1:36.302	9.873
11	1:33.160	16.494
12	1:33.577	18.238
26	1:33.527	18.853
25	1:33.770	22.859
3	1:33.981	23.427
16	1:55.942	28.646
17	1:34.513	29.919
20	1:36.962	30.548
5	1:34.458	31.814
10	1:34.840	33.712
39	1:34.654	33.882
6	1:40.447	45.650
18	1:33.156	58.873

Lap 16

Num	Lap Time	Gap
1	1:32.312	
4	1:32.911	9.940
9	1:33.346	10.907
11	1:32.794	16.976
12	1:33.675	19.601
26	1:33.555	20.096
25	1:33.790	24.337
3	1:34.095	25.210
17	1:34.724	32.331
20	1:34.490	32.726
16	1:37.480	33.814
5	1:35.183	34.685
10	1:35.185	36.585
39	1:35.142	36.712
6	1:32.327	45.665
18	1:33.175	59.736

Lap 17

Num	Lap Time	Gap
1	1:32.804	
4	1:33.150	10.286
9	1:32.690	10.793
11	1:32.835	17.007
12	1:33.355	20.152
26	1:33.932	21.224
25	1:33.891	25.424
3	1:42.856	35.262
20	1:36.286	36.208
16	1:35.766	36.776
5	1:37.939	39.820
10	1:37.518	41.299
39	1:38.249	42.157
6	1:35.097	47.958
18	1:36.997	1'03.929

Lap 18

Num	Lap Time	Gap
1	1:52.522	
4	1:43.003	0.767
9	1:43.683	1.954
11	1:42.492	6.977
12	1:42.059	9.689
26	1:42.419	11.121
25	1:40.138	13.040
3	1:37.161	19.901
16	1:38.314	22.568
5	1:38.465	25.763
10	1:38.369	27.146
39	1:38.369	28.004
6	1:37.190	32.626
18	1:36.723	48.130
20	2:21.140	1'04.826

Lap 19

Num	Lap Time	Gap
1	2:22.436	
4	2:21.877	0.208
9	2:22.448	1.966
11	2:18.037	2.578

RENAULT SPORT

world series by RENAULT

FORMULA RENAULT 3.5 SERIES



JEREZ
FORMULA RENAULT 3.5
RACE 2

2015 INTERNATIONAL SERIES
SANCTIONED BY THE FIA

Analysis by Lap

Lapped

Num	Lap Time	Gap
12	2:16.215	3.468
26	2:16.023	4.708
25	2:14.646	5.250
3	2:08.204	5.669
16	2:06.891	7.023
5	2:04.315	7.642
10	2:03.415	8.125
39	2:03.590	9.158
6	1:59.855	10.045
18	1:45.509	11.203
20	1:37.409	19.799

Lap 20

Num	Lap Time	Gap
1	2:23.610	
4	2:24.121	0.719
9	2:22.618	0.974
11	2:22.459	1.427
12	2:22.350	2.208
26	2:21.469	2.567
25	2:21.306	2.946
3	2:21.108	3.167
39	2:19.337	4.885
5	2:20.935	4.967
6	2:19.424	5.859
20	2:09.976	6.165
18	2:18.762	6.355
16	2:30.004	13.417
10	2:32.030	16.545

Lap 21

Num	Lap Time	Gap
1	1:32.141	
4	1:33.139	1.717
9	1:33.320	2.153
11	1:34.079	3.365
12	1:34.501	4.568
26	1:34.931	5.357
3	1:35.116	6.142
25	1:35.891	6.696
6	1:33.648	7.366
5	1:36.263	9.089
39	1:36.828	9.572
20	1:35.629	9.653
18	1:36.671	10.885
10	1:37.228	21.632

Lap 22

Num	Lap Time	Gap
1	1:31.855	
4	1:32.556	2.418
9	1:32.596	2.894
11	1:33.026	4.536
12	1:35.144	7.857
26	1:34.594	8.096
3	1:34.425	8.712
6	1:33.604	9.115
25	1:35.238	10.079
5	1:34.007	11.241
39	1:34.084	11.801
20	1:35.060	12.858
18	1:34.842	13.872
10	1:34.252	24.029

Lap 23

Num	Lap Time	Gap
1	1:32.014	
4	1:32.273	2.677
9	1:32.671	3.551
11	1:32.520	5.042
12	1:35.930	11.773
26	1:35.933	12.015
3	1:35.590	12.288
6	1:35.842	12.943
25	1:35.276	13.341
5	1:34.573	13.800
39	1:34.540	14.327
20	1:34.509	15.353
18	1:34.231	16.089
10	1:33.965	25.980

Lap 24

Num	Lap Time	Gap
1	1:33.160	
4	1:32.992	2.509
9	1:32.193	2.584
11	1:32.202	4.084
12	1:34.798	13.411
26	1:35.342	14.197
6	1:34.863	14.646
3	1:35.896	15.024
25	1:35.469	15.650
5	1:35.913	16.553
39	1:35.686	16.853
20	1:34.766	16.959
18	1:34.682	17.611
10	1:34.024	26.844

RENAULT SPORT

world series by RENAULT

FORMULA RENAULT 3.5 SERIES



JEREZ
FORMULA RENAULT 3.5
RACE 2

2015 INTERNATIONAL SERIES

Chronological Analysis of Performances

Personal Best
Session Best
B Crossing the finish line in pit lane
S1 Time from finish line to 1st intermedia
S2 Time from 1st intermediate to 2nd intermediate
S3 Time from 2nd intermediate to finish line
FY Full Yellow Flag

1 Nyck DE VRIES — NED
DAMS

Lap	Lap Time	S1	S2	S3
1	1:40.244	41.262	24.736	34.246
2	1:45.303	35.089	30.661	39.553
3	2:24.320	50.835	38.643	54.842
4	2:22.174	54.351	38.182	49.641
5	1:34.151	35.283	24.772	34.096
6	1:35.249	34.915	25.389	34.945
7	1:33.989	35.045	24.974	33.970
8	1:33.967	34.710	24.787	34.470
9	1:33.213	34.661	24.793	33.759
10	1:33.409	34.894	24.705	33.810
11	1:32.992	34.780	24.683	33.529
12	1:33.519	34.825	24.644	34.050
13	1:33.144	34.744	24.687	33.713
14	1:53.755**B**	34.694	24.622	54.439
15	1:34.713	36.968	24.531	33.214
16	1:32.312	34.624	24.464	33.224
17	1:32.804	34.632	24.405	33.767
18	1:52.522	41.839	31.687	38.996
19	2:22.436	48.633	43.808	49.995
20	2:23.610	53.862	37.515	52.233
21	1:32.141	34.816	24.369	32.956
22	1:31.855	34.574	24.350	32.931
23	1:32.014	34.540	24.444	33.030
24	1:33.160	34.518	24.638	34.004

3 Jazeman JAAFAR — MAS
FORTEC MOTORSPORTS

Lap	Lap Time	S1	S2	S3
1	1:47.714	45.880	25.844	35.990
2	1:49.544	36.428	30.766	42.350
3	2:23.974	48.371	37.648	57.955
4	2:16.113	52.877	36.949	46.287
5	1:37.820	36.441	25.667	35.712
6	1:37.299	36.093	25.929	35.277
7	1:36.191	36.114	25.207	34.870
8	1:35.132	35.460	25.042	34.630
9	1:35.150	35.343	24.934	34.873
10	1:35.063	35.085	25.059	34.919
11	1:55.296**B**	35.210	25.125	54.961
12	1:35.727	37.068	24.620	34.039
13	1:33.309	34.831	24.574	33.904
14	1:35.256	35.819	25.080	34.357
15	1:33.981	34.971	24.818	34.192
16	1:34.095	35.180	24.662	34.253
17	1:42.856	35.131	24.806	42.919
18	1:37.161	36.054	25.554	35.553
19	2:08.204	35.935	42.689	49.580
20	2:21.108	54.388	36.903	49.817
21	1:35.116	36.160	25.044	33.912
22	1:34.425	35.084	25.088	34.253
23	1:35.590	35.074	25.537	34.979
24	1:35.896	35.812	25.702	34.382

4 Oliver ROWLAND — GBR
FORTEC MOTORSPORTS

Lap	Lap Time	S1	S2	S3
1	1:43.384	40.176	24.620	38.588
2	1:46.306	35.072	30.549	40.685
3	2:22.538	49.262	38.314	54.962
4	2:21.472	54.354	38.390	48.728
5	1:35.968	35.463	25.562	34.943
6	1:35.326	35.125	25.253	34.948
7	1:34.807	35.122	25.264	34.421
8	1:33.922	34.850	24.785	34.287
9	1:33.981	34.585	25.249	34.147
10	1:34.403	34.978	25.024	34.401
11	1:34.954	35.279	25.297	34.378
12	1:34.456	35.244	24.869	34.343
13	1:53.268**B**	34.889	24.531	53.848
14	1:35.251	36.943	24.437	33.871
15	1:33.447	35.143	24.588	33.716
16	1:32.911	34.814	24.554	33.543
17	1:33.150	34.756	24.549	33.845
18	1:43.003	37.251	27.275	38.477
19	2:21.877	48.499	43.846	49.532
20	2:24.121	54.490	37.427	52.204
21	1:33.139	35.095	24.688	33.356
22	1:32.556	34.689	24.461	33.406
23	1:32.273	34.621	24.382	33.270
24	1:32.992	34.590	24.477	33.925

5 Nicholas LATIFI — CAN
ARDEN MOTORSPORT

Lap	Lap Time	S1	S2	S3
1	1:43.594	42.166	25.548	35.880
2	1:46.744	35.763	30.166	40.815
3	2:22.787	49.430	38.093	55.264
4	2:20.921	54.353	37.914	48.654
5	1:36.268	35.684	25.360	35.224
6	1:36.093	35.645	25.487	34.961
7	1:35.454	35.522	25.276	34.656
8	1:34.563	35.121	24.954	34.488
9	1:34.566	34.975	25.083	34.508
10	1:34.854	35.160	25.100	34.594
11	1:34.469	35.144	24.979	34.346
12	1:34.731	35.064	24.956	34.711
13	2:09.232**B**	34.933	24.924	1:09.375
14	1:37.222	37.638	25.015	34.569
15	1:34.458	34.971	24.873	34.614
16	1:35.183	35.928	24.881	34.374
17	1:37.939	35.056	25.364	37.519
18	1:38.465	37.335	25.682	35.448
19	2:04.315	35.803	38.474	50.038
20	2:20.935	54.104	37.064	49.767
21	1:36.263	35.785	25.639	34.839
22	1:34.007	34.853	24.843	34.311
23	1:34.573	34.994	24.976	34.603
24	1:35.913	35.340	25.423	35.150

6 Egor ORUDZHEV — RUS
ARDEN MOTORSPORT

Lap	Lap Time	S1	S2	S3
1	1:41.135	41.825	25.011	34.299
2	1:45.322	35.274	30.434	39.614
3	2:24.084	50.633	38.665	54.786
4	2:22.313	54.650	38.131	49.532
5	1:35.340	36.010	25.175	34.155



JEREZ
FORMULA RENAULT 3.5
RACE 2

2015 INTERNATIONAL SERIES
SANCTIONED BY THE FIA

Chronological Analysis of Performances

Personal Best | Session Best
B Crossing the finish line in pit lane
S1 Time from finish line to 1st intermedia
S2 Time from 1st intermediate to 2nd intermediate
S3 Time from 2nd intermediate to finish line
FY Full Yellow Flag

9 Matthieu VAXIVIERE — FRA — LOTUS

Lap	Lap Time	S1	S2	S3
1	1:41.685	41.899	25.413	34.373
2	1:47.038	35.419	30.999	40.620
3	2:22.880	49.613	38.077	55.190
4	2:21.593	54.512	37.945	49.136
5	1:35.461	35.562	25.563	34.336
6	1:35.691	35.269	25.196	35.226
7	1:34.569	35.294	24.880	34.395
8	1:33.600	34.789	24.399	34.412
9	1:34.103	34.769	25.057	34.277
10	1:34.156	34.921	25.058	34.177
11	1:35.035	35.971	25.030	34.034
12	1:33.809	35.305	24.681	33.823
13	1:34.187	34.873	24.486	34.828
14	1:53.906**B**	34.893	24.246	54.767
15	1:36.302	37.989	24.499	33.814
16	1:33.346	34.990	24.426	33.930
17	1:32.690	34.723	24.404	33.563
18	1:43.683	37.823	28.379	37.481
19	2:22.448	48.165	44.351	49.932
20	2:22.618	53.032	37.775	51.811
21	1:33.320	35.337	24.516	33.467
22	1:32.596	34.837	24.347	33.412
23	1:32.671	34.578	24.499	33.594
24	1:32.193	34.441	24.217	33.535

10 Marlon STOCKINGER — PHI — LOTUS

Lap	Lap Time	S1	S2	S3
1	1:48.450	46.398	26.235	35.817
2	1:49.747	36.157	31.431	42.159
3	2:23.601	48.246	37.721	57.634
4	2:15.848	53.158	36.833	45.857
5	1:38.769	36.732	26.156	35.881
6	1:37.998	35.814	26.064	36.120
7	1:37.062	35.851	25.707	35.504
8	1:56.931**B**	36.010	25.002	55.919
9	1:38.580	39.024	25.148	34.408
10	1:35.524	35.360	25.216	34.948
11	1:35.198	35.362	24.921	34.915
12	1:35.375	35.183	25.048	35.144
13	1:34.718	35.225	24.900	34.593
14	1:35.213	35.433	25.021	34.759
15	1:34.840	35.295	24.825	34.720
16	1:35.185	35.251	25.126	34.808
17	1:37.518	35.691	24.946	36.881
18	1:38.369	37.405	26.051	34.913
19	2:03.415	36.158	37.609	49.648
20	2:32.030	54.155	37.273	1:00.602
21	1:37.228	36.511	26.260	34.457
22	1:34.252	35.221	24.828	34.203
23	1:33.965	34.919	24.767	34.279
24	1:34.024	34.939	24.728	34.357

11 Tio ELLINAS — CYP — STRAKKA RACING

Lap	Lap Time	S1	S2	S3
1	1:44.220	42.876	25.300	36.044
2	1:46.974	35.998	30.167	40.809
3	2:24.693	49.381	38.215	57.097
4	2:18.589	52.651	38.290	47.648
5	1:37.643	36.671	25.561	35.411
6	1:36.240	35.860	25.280	35.100
7	1:35.229	35.606	25.143	34.480
8	1:34.133	35.027	24.826	34.280
9	1:34.313	35.098	24.950	34.265
10	1:34.726	35.126	25.026	34.574
11	1:34.322	34.917	24.998	34.407
12	1:34.441	35.100	24.853	34.488
13	1:55.525**B**	35.029	24.954	55.542
14	1:36.428	37.807	24.801	33.820
15	1:33.160	34.904	24.550	33.706
16	1:32.794	34.720	24.554	33.520
17	1:32.835	34.559	24.390	33.886
18	1:42.492	38.556	26.863	37.073
19	2:18.037	43.813	44.705	49.519
20	2:22.459	53.216	37.783	51.460
21	1:34.079	35.453	24.723	33.903
22	1:33.026	34.729	24.598	33.699
23	1:32.520	34.639	24.451	33.430
24	1:32.202	34.299	24.379	33.524

12 Gustav MALJA — SWE — STRAKKA RACING

Lap	Lap Time	S1	S2	S3
1	1:44.719	43.642	25.584	35.493
2	1:47.929	35.950	30.768	41.211
3	2:24.135	48.938	38.039	57.158
4	2:18.492	52.672	38.177	47.643
5	1:37.684	36.272	25.967	35.445
6	1:36.557	35.760	25.720	35.077
7	1:35.361	35.550	25.226	34.585
8	1:34.377	35.090	24.664	34.623
9	1:34.437	35.032	24.910	34.495
10	1:35.107	35.199	24.868	35.040
11	1:34.792	35.256	25.043	34.493
12	1:56.380**B**	35.444	25.897	55.039
13	1:35.417	37.150	24.413	33.854



JEREZ
FORMULA RENAULT 3.5
RACE 2

2015 INTERNATIONAL SERIES

Chronological Analysis of Performances

Personal Best | Session Best | **B** Crossing the finish line in pit lane | **S1** Time from finish line to 1st intermedia | **S2** Time from 1st intermediate to 2nd intermediate | **S3** Time from 2nd intermediate to finish line | **FY** Full Yellow Flag

Lap	Lap Time	S1	S2	S3
14	1:33.416	35.113	24.552	33.751
15	1:33.577	34.863	24.537	34.177
16	1:33.675	34.997	24.530	34.148
17	1:33.355	34.968	24.511	33.876
18	1:42.059	38.625	26.751	36.683
19	2:16.215	42.178	44.548	49.489
20	2:22.350	53.344	37.452	51.554
21	1:34.501	35.434	24.922	34.145
22	1:35.144	35.553	24.976	34.615
23	1:35.930	35.124	24.966	35.840
24	1:34.798	35.777	24.955	34.066

15 Alfonso CELIS Jr — MEX
AVF

Lap	Lap Time	S1	S2	S3
1	4:06.693B	46.184	31.438	2:49.071
2	1:57.672	41.229	26.786	49.657
3	2:15.171	53.430	37.092	44.649

16 Beitske VISSER — NED
AVF

Lap	Lap Time	S1	S2	S3
1	1:49.183	47.025	26.268	35.890
2	1:50.820	35.994	31.883	42.943
3	2:22.915	47.395	37.927	57.593
4	2:15.117	53.008	36.680	45.429
5	1:39.325	36.546	26.352	36.427
6	1:37.678	36.395	25.828	35.455
7	1:36.513	35.693	25.537	35.283
8	1:36.185	36.296	25.107	34.782
9	1:34.653	34.866	25.155	34.632
10	1:34.950	35.059	25.038	34.853
11	1:35.363	35.611	25.176	34.576
12	1:35.098	35.357	24.993	34.748
13	1:34.842	35.254	25.501	34.087
14	1:34.204	35.379	24.753	34.072
15	1:55.942B	35.109	24.773	56.060
16	1:37.480	38.562	24.798	34.120
17	1:35.766	35.179	25.686	34.901
18	1:38.314	37.481	25.761	35.072
19	2:06.891	35.647	41.129	50.115
20	2:30.004	54.035	36.893	59.076

17 Roy NISSANY — ISR
TECH 1 RACING

Lap	Lap Time	S1	S2	S3
1	1:46.230	44.422	26.232	35.576
2	1:50.277	37.000	30.905	42.372
3	2:24.248	48.453	37.571	58.224
4	2:16.060	52.780	36.928	46.352
5	1:39.086	36.968	26.451	35.667
6	1:38.034	35.796	26.126	36.112
7	1:36.631	35.953	25.463	35.215
8	1:56.336B	35.192	25.250	55.894
9	1:38.099	38.019	25.235	34.845
10	1:35.594	35.595	25.293	34.706
11	1:35.226	35.817	24.827	34.582
12	1:35.291	35.345	25.278	34.668
13	1:34.486	35.265	24.769	34.452
14	1:33.950	35.003	24.659	34.288
15	1:34.513	35.071	25.036	34.406
16	1:34.724	35.080	24.669	34.975

18 Aurélien PANIS — FRA
TECH 1 RACING

Lap	Lap Time	S1	S2	S3
1	1:49.548	46.912	26.864	35.772
2	1:51.751	36.895	31.335	43.521
3	2:43.563B	46.840	38.083	1:18.640
4	1:55.053	42.589	28.662	43.802
5	1:42.615	37.681	26.140	38.794
6	1:41.557	37.479	27.120	36.958
7	1:42.329	37.808	27.138	37.383
8	1:42.796	38.403	27.428	36.965
9	2:09.333B	39.687	27.329	1:02.317
10	1:38.556	39.026	25.194	34.336
11	1:34.121	35.506	24.678	33.937
12	1:33.218	34.907	24.627	33.684
13	1:32.939	34.798	24.426	33.715
14	1:32.480	34.703	24.246	33.531
15	1:33.156	34.849	24.584	33.723
16	1:33.175	34.945	24.544	33.686
17	1:36.997	35.356	26.505	35.136
18	1:36.723	36.493	25.443	34.787
19	1:45.509	36.608	25.882	43.019
20	2:18.762	54.774	36.742	47.246
21	1:36.671	36.157	25.378	35.136
22	1:34.842	35.286	25.092	34.464
23	1:34.231	35.012	24.942	34.277
24	1:34.682	35.335	25.141	34.206

20 André NEGRÃO — BRA
INTERNATIONAL DRACO RACING

Lap	Lap Time	S1	S2	S3
1	1:45.736	44.181	25.888	35.667
2	1:49.097	36.199	30.696	42.202
3	2:24.028	48.249	38.156	57.623
4	2:17.040	53.054	37.548	46.438
5	1:38.669	36.737	25.817	36.115
6	1:37.159	35.740	25.667	35.752
7	1:35.990	35.637	25.364	34.989
8	1:35.377	35.350	25.374	34.653
9	1:35.069	35.126	25.022	34.921
10	1:38.746	35.152	25.295	38.299
11	1:35.362	35.440	25.183	34.739
12	1:34.968	35.288	25.210	34.470
13	1:34.789	35.306	25.074	34.409
14	1:55.698B	35.173	24.711	55.814
15	1:36.962	37.890	24.927	34.145
16	1:34.490	35.280	24.753	34.457
17	1:36.286	35.917	25.740	34.629
18	2:21.140B	36.721	26.109	1:18.310
19	1:37.409	37.756	25.485	34.168
20	2:09.976	47.238	36.478	46.260
21	1:35.629	35.952	25.094	34.583
22	1:35.060	35.985	25.030	34.045
23	1:34.509	35.099	24.972	34.438
24	1:34.766	35.229	25.062	34.475

25 Sean GELAEL — INA
JAGONYA AYAM WITH CARLIN



JEREZ
FORMULA RENAULT 3.5
RACE 2

2015 INTERNATIONAL SERIES
SANCTIONED BY THE FIA

Chronological Analysis of Performances

Personal Best
Session Best
B Crossing the finish line in pit lane
S1 Time from finish line to 1st intermedia
S2 Time from 1st intermediate to 2nd intermediate
S3 Time from 2nd intermediate to finish line
FY Full Yellow Flag

26 Tom DILLMANN — FRA
JAGONYA AYAM WITH CARLIN

Lap	Lap Time	S1	S2	S3
1	1:45.107	43.791	25.887	35.429
2	1:48.920	36.010	30.908	42.002
3	2:23.973	48.085	38.084	57.804
4	2:17.512	53.029	37.267	47.216
5	1:37.890	36.327	25.918	35.645
6	1:36.640	35.765	25.704	35.171
7	1:35.183	35.677	25.096	34.410
8	1:34.627	35.318	24.778	34.531
9	1:34.330	34.951	25.036	34.343
10	1:35.084	35.427	25.008	34.649
11	1:34.808	35.186	25.165	34.457
12	1:57.151**B**	35.150	24.900	57.101
13	1:35.062	36.987	24.405	33.670
14	1:33.181	34.931	24.521	33.729
15	1:33.527	34.778	24.620	34.129
16	1:33.555	34.858	24.719	33.978
17	1:33.932	35.197	24.546	34.189
18	1:42.419	38.594	26.678	37.147
19	2:16.023	41.574	44.574	49.875
20	2:21.469	53.332	37.469	50.668
21	1:34.931	35.713	24.965	34.253
22	1:34.594	35.296	25.013	34.285
23	1:35.933	35.143	25.284	35.506
24	1:35.342	35.700	25.322	34.320

39 Yu KANAMARU — JPN
PONS RACING

Lap	Lap Time	S1	S2	S3
1	1:50.027	47.022	27.435	35.570
2	1:52.350	36.352	31.944	44.054
3	2:21.248	46.806	37.545	56.897
4	2:14.816	53.020	36.713	45.083
5	1:39.128	36.434	26.501	36.193
6	1:38.000	36.025	25.653	36.322
7	1:36.400	35.853	25.338	35.209
8	1:36.163	36.449	24.974	34.740
9	1:34.756	35.230	24.959	34.567
10	1:35.034	35.549	25.126	34.359
11	1:36.338	35.667	25.129	35.542
12	1:34.575	35.441	24.755	34.379
13	1:56.572**B**	35.256	24.915	56.401
14	1:37.963	38.471	24.866	34.626
15	1:34.654	35.254	24.927	34.473
16	1:35.142	35.676	24.933	34.533
17	1:38.249	36.491	24.718	37.040
18	1:38.369	37.222	25.935	35.212
19	2:03.590	36.328	37.186	50.076
20	2:19.337	54.196	37.885	47.256
21	1:36.828	36.675	25.170	34.983
22	1:34.084	35.281	24.718	34.085
23	1:34.540	35.121	24.899	34.520
24	1:35.686	35.399	25.130	35.157

RENAULT SPORT

world series by RENAULT

FORMULA RENAULT 3.5 SERIES

2015 INTERNATIONAL SERIES SANCTIONED BY THE FIA

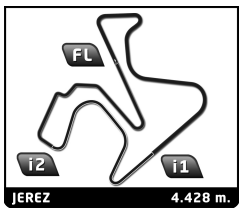

JEREZ
FORMULA RENAULT 3.5
RACE 2

Weather Report

Air Temperature

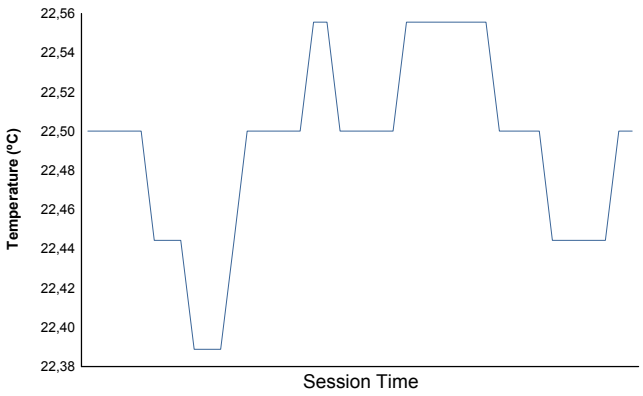

Track Temperature

Humidity

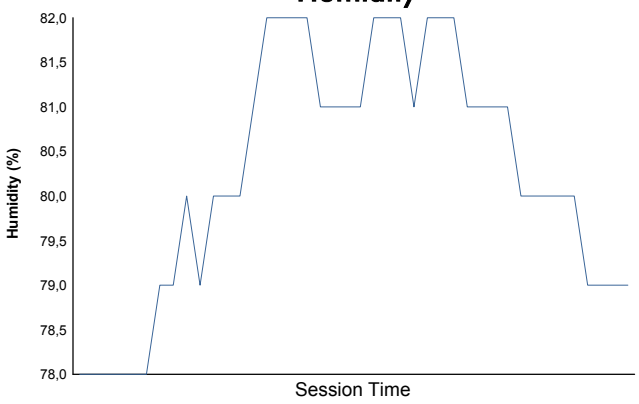

Pressure

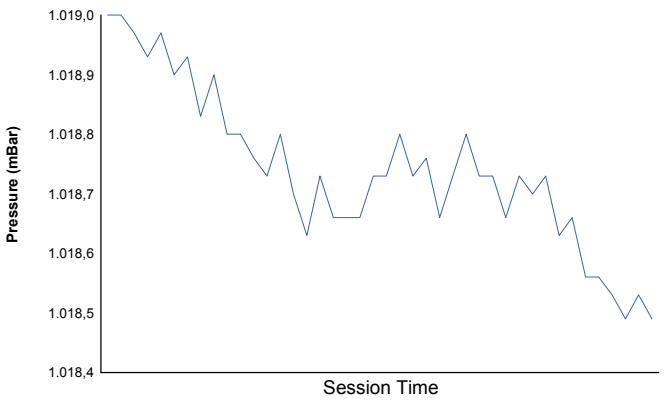

Wind Speed

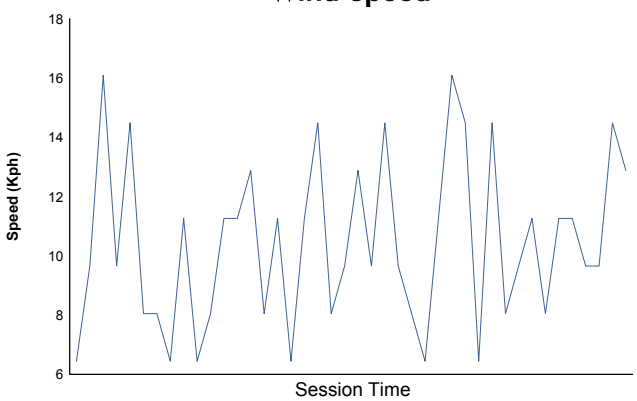

Wind direction

North = 0º/360º Est = 90º South = 180º West= 270º

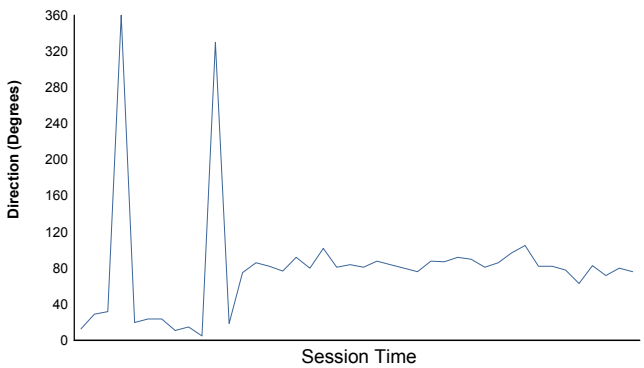

Track Status: **WET**