


JEREZ  
FORMULA RENAULT 3.5  
RACE 2

Chronological Analysis of Performances

■ Personal Best    **B** Crossing the finish line in pit lane    **S2** Time from 1st intermediate to 2nd intermediate  
■ Session Best    **S1** Time from finish line to 1st intermedia    **S3** Time from 2nd intermediate to finish line    **FY** Full Yellow Flag

Lap	Lap Time	S1	S2	S3	Lap	Lap Time	S1	S2	S3
<b>1 Nyck DE VRIES</b> NED DAMS					2 1:46.306 35.072 30.549 40.685				
1 1:40.244 41.262 24.736 34.246					3 2:22.538 49.262 38.314 54.962				
2 1:45.303 35.089 30.661 39.553					4 2:21.472 54.354 38.390 48.728				
3 2:24.320 50.835 38.643 54.842					5 1:35.968 35.463 25.562 34.943				
4 2:22.174 54.351 38.182 49.641					6 1:35.326 35.125 25.253 34.948				
5 1:34.151 35.283 24.772 34.096					7 1:34.807 35.122 25.264 34.421				
6 1:35.249 34.915 25.389 34.945					8 1:33.922 34.850 24.785 34.287				
7 1:33.989 35.045 24.974 33.970					9 1:33.981 <span style="background-color: green;">34.585</span> 25.249 34.147				
8 1:33.967 34.710 24.787 34.470					10 1:34.403 34.978 25.024 34.401				
9 1:33.213 34.661 24.793 33.759					11 1:34.954 35.279 25.297 34.378				
10 1:33.409 34.894 24.705 33.810					12 1:34.456 35.244 24.869 34.343				
11 1:32.992 34.780 24.683 33.529					13 1:53.268 <b>B</b> 34.889 24.531 53.848				
12 1:33.519 34.825 24.644 34.050					14 1:35.251 36.943 24.437 33.871				
13 1:33.144 34.744 24.687 33.713					15 1:33.447 35.143 24.588 33.716				
14 1:53.755 <b>B</b> 34.694 24.622 54.439					16 1:32.911 34.814 24.554 33.543				
15 1:34.713 36.968 24.531 33.214					17 1:33.150 34.756 24.549 33.845				
16 1:32.312 34.624 24.464 33.224					18 1:43.003 37.251 27.275 38.477				
17 1:32.804 34.632 24.405 33.767					19 2:21.877 48.499 43.846 49.532				
18 1:52.522 41.839 31.687 38.996					20 2:24.121 54.490 37.427 52.204				
19 2:22.436 48.633 43.808 49.995					21 1:33.139 35.095 24.688 33.356				
20 2:23.610 53.862 37.515 52.233					22 1:32.556 34.689 24.461 33.406				
21 1:32.141 34.816 24.369 32.956					23 <span style="background-color: green;">1:32.273</span> 34.621 <span style="background-color: green;">24.382</span> <span style="background-color: green;">33.270</span>				
22 <span style="background-color: purple;">1:31.855</span> 34.574 <span style="background-color: green;">24.350</span> <span style="background-color: purple;">32.931</span>					24 1:32.992 34.590 24.477 33.925				
23 1:32.014 34.540 24.444 33.030									
24 1:33.160 <span style="background-color: green;">34.518</span> 24.638 34.004									
<b>3 Jazeman JAAFAR</b> MAS FORTEC MOTORSPORTS					<b>5 Nicholas LATIFI</b> CAN ARDEN MOTORSPORT				
1 1:47.714 45.880 25.844 35.990					1 1:43.594 42.166 25.548 35.880				
2 1:49.544 36.428 30.766 42.350					2 1:46.744 35.763 30.166 40.815				
3 2:23.974 48.371 37.648 57.955					3 2:22.787 49.430 38.093 55.264				
4 2:16.113 52.877 36.949 46.287					4 2:20.921 54.353 37.914 48.654				
5 1:37.820 36.441 25.667 35.712					5 1:36.268 35.684 25.360 35.224				
6 1:37.299 36.093 25.929 35.277					6 1:36.093 35.645 25.487 34.961				
7 1:36.191 36.114 25.207 34.870					7 1:35.454 35.522 25.276 34.656				
8 1:35.132 35.460 25.042 34.630					8 1:34.563 35.121 24.954 34.488				
9 1:35.150 35.343 24.934 34.873					9 1:34.566 34.975 25.083 34.508				
10 1:35.063 35.085 25.059 34.919					10 1:34.854 35.160 25.100 34.594				
11 1:55.296 <b>B</b> 35.210 25.125 54.961					11 1:34.469 35.144 24.979 34.346				
12 1:35.727 37.068 24.620 34.039					12 1:34.731 35.064 24.956 34.711				
13 <span style="background-color: green;">1:33.309</span> <span style="background-color: green;">34.831</span> <span style="background-color: green;">24.574</span> <span style="background-color: green;">33.904</span>					13 2:09.232 <b>B</b> 34.933 24.924 1:09.375				
14 1:35.256 35.819 25.080 34.357					14 1:37.222 37.638 25.015 34.569				
15 1:33.981 34.971 24.818 34.192					15 1:34.458 34.971 24.873 34.614				
16 1:34.095 35.180 24.662 34.253					16 1:35.183 35.928 24.881 34.374				
17 1:42.856 35.131 24.806 42.919					17 1:37.939 35.056 25.364 37.519				
18 1:37.161 36.054 25.554 35.553					18 1:38.465 37.335 25.682 35.448				
19 2:08.204 35.935 42.689 49.580					19 2:04.315 35.803 38.474 50.038				
20 2:21.108 54.388 36.903 49.817					20 2:20.935 54.104 37.064 49.767				
21 1:35.116 36.160 25.044 33.912					21 1:36.263 35.785 25.639 34.839				
22 1:34.425 35.084 25.088 34.253					22 <span style="background-color: green;">1:34.007</span> <span style="background-color: green;">34.853</span> <span style="background-color: green;">24.843</span> <span style="background-color: green;">34.311</span>				
23 1:35.590 35.074 25.537 34.979					23 1:34.573 34.994 24.976 34.603				
24 1:35.896 35.812 25.702 34.382					24 1:35.913 35.340 25.423 35.150				
<b>4 Oliver ROWLAND</b> GBR FORTEC MOTORSPORTS					<b>6 Egor ORUDZHEV</b> RUS ARDEN MOTORSPORT				
1 1:43.384 40.176 24.620 38.588					1 1:41.135 41.825 25.011 34.299				
					2 1:45.322 35.274 30.434 39.614				
					3 2:24.084 50.633 38.665 54.786				
					4 2:22.313 54.650 38.131 49.532				
					5 1:35.340 36.010 25.175 34.155				



JEREZ  
FORMULA RENAULT 3.5  
RACE 2

Chronological Analysis of Performances

■ Personal Best    **B** Crossing the finish line in pit lane    **S2** Time from 1st intermediate to 2nd intermediate  
■ Session Best    **S1** Time from finish line to 1st intermedia    **S3** Time from 2nd intermediate to finish line    **FY** Full Yellow Flag


Lap	Lap Time	S1	S2	S3	Lap	Lap Time	S1	S2	S3
6	1:34.836	35.406	24.946	34.484	10	1:35.524	35.360	25.216	34.948
7	1:34.703	35.346	24.640	34.717	11	1:35.198	35.362	24.921	34.915
8	1:34.100	35.002	24.637	34.461	12	1:35.375	35.183	25.048	35.144
9	1:34.346	35.189	25.029	34.128	13	1:34.718	35.225	24.900	34.593
10	1:34.416	35.206	24.870	34.340	14	1:35.213	35.433	25.021	34.759
11	1:34.796	36.088	24.685	34.023	15	1:34.840	35.295	24.825	34.720
12	1:33.586	35.074	24.621	33.891	16	1:35.185	35.251	25.126	34.808
13	1:34.766	34.856	24.462	35.448	17	1:37.518	35.691	24.946	36.881
14	2:25.602 <b>B</b>	43.918	30.443	1:11.241	18	1:38.369	37.405	26.051	34.913
15	1:40.447	39.823	26.837	33.787	19	2:03.415	36.158	37.609	49.648
16	1:32.327	34.598	24.449	33.280	20	2:32.030	54.155	37.273	1:00.602
17	1:35.097	34.953	24.646	35.498	21	1:37.228	36.511	26.260	34.457
18	1:37.190	36.649	25.221	35.320	22	1:34.252	35.221	24.828	34.203
19	1:59.855	35.702	33.875	50.278	23	1:33.965	34.919	24.767	34.279
20	2:19.424	54.628	37.372	47.424	24	1:34.024	34.939	24.728	34.357
21	1:33.648	35.136	24.709	33.803					
22	1:33.604	34.850	24.536	34.218					
23	1:35.842	34.934	25.740	35.168					
24	1:34.863	35.162	25.299	34.402					

9		Matthieu VAXIVIERE			FRA
		LOTUS			
1	1:41.685	41.899	25.413	34.373	
2	1:47.038	35.419	30.999	40.620	
3	2:22.880	49.613	38.077	55.190	
4	2:21.593	54.512	37.945	49.136	
5	1:35.461	35.562	25.563	34.336	
6	1:35.691	35.269	25.196	35.226	
7	1:34.569	35.294	24.880	34.395	
8	1:33.600	34.789	24.399	34.412	
9	1:34.103	34.769	25.057	34.277	
10	1:34.156	34.921	25.058	34.177	
11	1:35.035	35.971	25.030	34.034	
12	1:33.809	35.305	24.681	33.823	
13	1:34.187	34.873	24.486	34.828	
14	1:53.906 <b>B</b>	34.893	24.246	54.767	
15	1:36.302	37.989	24.499	33.814	
16	1:33.346	34.990	24.426	33.930	
17	1:32.690	34.723	24.404	33.563	
18	1:43.683	37.823	28.379	37.481	
19	2:22.448	48.165	44.351	49.932	
20	2:22.618	53.032	37.775	51.811	
21	1:33.320	35.337	24.516	33.467	
22	1:32.596	34.837	24.347	33.412	
23	1:32.671	34.578	24.499	33.594	
24	1:32.193	34.441	24.217	33.535	

10		Marlon STOCKINGER			PHI
		LOTUS			
1	1:48.450	46.398	26.235	35.817	
2	1:49.747	36.157	31.431	42.159	
3	2:23.601	48.246	37.721	57.634	
4	2:15.848	53.158	36.833	45.857	
5	1:38.769	36.732	26.156	35.881	
6	1:37.998	35.814	26.064	36.120	
7	1:37.062	35.851	25.707	35.504	
8	1:56.931 <b>B</b>	36.010	25.002	55.919	
9	1:38.580	39.024	25.148	34.408	

11		Tio ELLINAS			CYP
		STRAKKA RACING			
1	1:44.220	42.876	25.300	36.044	
2	1:46.974	35.998	30.167	40.809	
3	2:24.693	49.381	38.215	57.097	
4	2:18.589	52.651	38.290	47.648	
5	1:37.643	36.671	25.561	35.411	
6	1:36.240	35.860	25.280	35.100	
7	1:35.229	35.606	25.143	34.480	
8	1:34.133	35.027	24.826	34.280	
9	1:34.313	35.098	24.950	34.265	
10	1:34.726	35.126	25.026	34.574	
11	1:34.322	34.917	24.998	34.407	
12	1:34.441	35.100	24.853	34.488	
13	1:55.525 <b>B</b>	35.029	24.954	55.542	
14	1:36.428	37.807	24.801	33.820	
15	1:33.160	34.904	24.550	33.706	
16	1:32.794	34.720	24.554	33.520	
17	1:32.835	34.559	24.390	33.886	
18	1:42.492	38.556	26.863	37.073	
19	2:18.037	43.813	44.705	49.519	
20	2:22.459	53.216	37.783	51.460	
21	1:34.079	35.453	24.723	33.903	
22	1:33.026	34.729	24.598	33.699	
23	1:32.520	34.639	24.451	33.430	
24	1:32.202	34.299	24.379	33.524	

12		Gustav MALJA			SWE
		STRAKKA RACING			
1	1:44.719	43.642	25.584	35.493	
2	1:47.929	35.950	30.768	41.211	
3	2:24.135	48.938	38.039	57.158	
4	2:18.492	52.672	38.177	47.643	
5	1:37.684	36.272	25.967	35.445	
6	1:36.557	35.760	25.720	35.077	
7	1:35.361	35.550	25.226	34.585	
8	1:34.377	35.090	24.664	34.623	
9	1:34.437	35.032	24.910	34.495	
10	1:35.107	35.199	24.868	35.040	
11	1:34.792	35.256	25.043	34.493	
12	1:56.380 <b>B</b>	35.444	25.897	55.039	
13	1:35.417	37.150	24.413	33.854	



JEREZ  
FORMULA RENAULT 3.5  
RACE 2

Chronological Analysis of Performances

■ Personal Best    **B** Crossing the finish line in pit lane    **S2** Time from 1st intermediate to 2nd intermediate  
■ Session Best    **S1** Time from finish line to 1st intermedia    **S3** Time from 2nd intermediate to finish line    **FY** Full Yellow Flag

Lap	Lap Time	S1	S2	S3	Lap	Lap Time	S1	S2	S3
14	1:33.416	35.113	24.552	<b>33.751</b>	16	1:34.724	35.080	24.669	34.975
15	1:33.577	<b>34.863</b>	24.537	34.177					
16	1:33.675	34.997	24.530	34.148					
17	<b>1:33.355</b>	34.968	24.511	33.876					
18	1:42.059	38.625	26.751	36.683					
19	2:16.215	42.178	44.548	49.489					
20	2:22.350	53.344	37.452	51.554					
21	1:34.501	35.434	24.922	34.145					
22	1:35.144	35.553	24.976	34.615					
23	1:35.930	35.124	24.966	35.840					
24	1:34.798	35.777	24.955	34.066					

**15** Alfonso CELIS Jr MEX  
AVF

1	4:06.693 <b>B</b>	46.184	31.438	2:49.071
2	1:57.672	41.229	<b>26.786</b>	49.657
3	<b>2:15.171</b>	53.430	37.092	<b>44.649</b>

**16** Beitske VISSER NED  
AVF

1	1:49.183	47.025	26.268	35.890
2	1:50.820	35.994	31.883	42.943
3	2:22.915	47.395	37.927	57.593
4	2:15.117	53.008	36.680	45.429
5	1:39.325	36.546	26.352	36.427
6	1:37.678	36.395	25.828	35.455
7	1:36.513	35.693	25.537	35.283
8	1:36.185	36.296	25.107	34.782
9	1:34.653	<b>34.866</b>	25.155	34.632
10	1:34.950	35.059	25.038	34.853
11	1:35.363	35.611	25.176	34.576
12	1:35.098	35.357	24.993	34.748
13	1:34.842	35.254	25.501	34.087
14	<b>1:34.204</b>	35.379	<b>24.753</b>	<b>34.072</b>
15	1:55.942 <b>B</b>	35.109	24.773	56.060
16	1:37.480	38.562	24.798	34.120
17	1:35.766	35.179	25.686	34.901
18	1:38.314	37.481	25.761	35.072
19	2:06.891	35.647	41.129	50.115
20	2:30.004	54.035	36.893	59.076

**17** Roy NISSANY ISR  
TECH 1 RACING

1	1:46.230	44.422	26.232	35.576
2	1:50.277	37.000	30.905	42.372
3	2:24.248	48.453	37.571	58.224
4	2:16.060	52.780	36.928	46.352
5	1:39.086	36.968	26.451	35.667
6	1:38.034	35.796	26.126	36.112
7	1:36.631	35.953	25.463	35.215
8	1:56.336 <b>B</b>	35.192	25.250	55.894
9	1:38.099	38.019	25.235	34.845
10	1:35.594	35.595	25.293	34.706
11	1:35.226	35.817	24.827	34.582
12	1:35.291	35.345	25.278	34.668
13	1:34.486	35.265	24.769	34.452
14	<b>1:33.950</b>	<b>35.003</b>	<b>24.659</b>	<b>34.288</b>
15	1:34.513	35.071	25.036	34.406


**18** Aurélien PANIS FRA  
TECH 1 RACING

1	1:49.548	46.912	26.864	35.772
2	1:51.751	36.895	31.335	43.521
3	2:43.563 <b>B</b>	46.840	38.083	1:18.640
4	1:55.053	42.589	28.662	43.802
5	1:42.615	37.681	26.140	38.794
6	1:41.557	37.479	27.120	36.958
7	1:42.329	37.808	27.138	37.383
8	1:42.796	38.403	27.428	36.965
9	2:09.333 <b>B</b>	39.687	27.329	1:02.317
10	1:38.556	39.026	25.194	34.336
11	1:34.121	35.506	24.678	33.937
12	1:33.218	34.907	24.627	33.684
13	1:32.939	34.798	24.426	33.715
14	<b>1:32.480</b>	<b>34.703</b>	<b>24.246</b>	<b>33.531</b>
15	1:33.156	34.849	24.584	33.723
16	1:33.175	34.945	24.544	33.686
17	1:36.997	35.356	26.505	35.136
18	1:36.723	36.493	25.443	34.787
19	1:45.509	36.608	25.882	43.019
20	2:18.762	54.774	36.742	47.246
21	1:36.671	36.157	25.378	35.136
22	1:34.842	35.286	25.092	34.464
23	1:34.231	35.012	24.942	34.277
24	1:34.682	35.335	25.141	34.206

**20** André NEGRÃO BRA  
INTERNATIONAL DRACO RACING

1	1:45.736	44.181	25.888	35.667
2	1:49.097	36.199	30.696	42.202
3	2:24.028	48.249	38.156	57.623
4	2:17.040	53.054	37.548	46.438
5	1:38.669	36.737	25.817	36.115
6	1:37.159	35.740	25.667	35.752
7	1:35.990	35.637	25.364	34.989
8	1:35.377	35.350	25.374	34.653
9	1:35.069	35.126	25.022	34.921
10	1:38.746	35.152	25.295	38.299
11	1:35.362	35.440	25.183	34.739
12	1:34.968	35.288	25.210	34.470
13	1:34.789	35.306	25.074	34.409
14	1:55.698 <b>B</b>	35.173	<b>24.711</b>	55.814
15	1:36.962	37.890	24.927	34.145
16	<b>1:34.490</b>	35.280	24.753	34.457
17	1:36.286	35.917	25.740	34.629
18	2:21.140 <b>B</b>	36.721	26.109	1:18.310
19	1:37.409	37.756	25.485	34.168
20	2:09.976	47.238	36.478	46.260
21	1:35.629	35.952	25.094	34.583
22	1:35.060	35.985	25.030	<b>34.045</b>
23	1:34.509	<b>35.099</b>	24.972	34.438
24	1:34.766	35.229	25.062	34.475

**25** Sean GELAE INA  
JAGONYA AYAM WITH CARLIN



JEREZ  
FORMULA RENAULT 3.5  
RACE 2

Chronological Analysis of Performances

■ Personal Best    **B** Crossing the finish line in pit lane    **S2** Time from 1st intermediate to 2nd intermediate  
■ Session Best    **S1** Time from finish line to 1st intermedia    **S3** Time from 2nd intermediate to finish line    **FY** Full Yellow Flag

Lap	Lap Time	S1	S2	S3	Lap	Lap Time	S1	S2	S3
1	1:46.461	45.168	25.952	35.341	5	1:39.128	36.434	26.501	36.193
2	1:49.074	36.076	30.729	42.269	6	1:38.000	36.025	25.653	36.322
3	2:24.489	48.425	37.931	58.133	7	1:36.400	35.853	25.338	35.209
4	2:16.137	52.569	37.342	46.226	8	1:36.163	36.449	24.974	34.740
5	1:37.672	36.200	25.758	35.714	9	1:34.756	35.230	24.959	34.567
6	1:36.712	35.649	25.715	35.348	10	1:35.034	35.549	25.126	34.359
7	1:35.423	35.528	25.191	34.704	11	1:36.338	35.667	25.129	35.542
8	1:34.794	35.359	24.912	34.523	12	1:34.575	35.441	24.755	34.379
9	1:35.477	34.905	25.031	35.541	13	1:56.572 <b>B</b>	35.256	24.915	56.401
10	1:35.014	35.234	25.138	34.642	14	1:37.963	38.471	24.866	34.626
11	1:34.820	35.196	25.152	34.472	15	1:34.654	35.254	24.927	34.473
12	1:34.985	35.342	25.022	34.621	16	1:35.142	35.676	24.933	34.533
13	1:55.001 <b>B</b>	35.105	24.889	55.007	17	1:38.249	36.491	24.718	37.040
14	1:37.172	37.640	25.206	34.326	18	1:38.369	37.222	25.935	35.212
15	1:33.770	34.890	24.797	34.083	19	2:03.590	36.328	37.186	50.076
16	1:33.790	35.078	24.773	33.939	20	2:19.337	54.196	37.885	47.256
17	1:33.891	34.994	24.802	34.095	21	1:36.828	36.675	25.170	34.983
18	1:40.138	37.022	27.193	35.923	22	1:34.084	35.281	24.718	34.085
19	2:14.646	40.901	43.915	49.830	23	1:34.540	35.121	24.899	34.520
20	2:21.306	53.912	37.009	50.385	24	1:35.686	35.399	25.130	35.157
21	1:35.891	35.960	26.104	33.827					
22	1:35.238	35.223	25.564	34.451					
23	1:35.276	35.006	25.169	35.101					
24	1:35.469	35.409	25.412	34.648					

**26** Tom DILLMANN FRA  
JAGONYA AYAM WITH CARLIN

1	1:45.107	43.791	25.887	35.429
2	1:48.920	36.010	30.908	42.002
3	2:23.973	48.085	38.084	57.804
4	2:17.512	53.029	37.267	47.216
5	1:37.890	36.327	25.918	35.645
6	1:36.640	35.765	25.704	35.171
7	1:35.183	35.677	25.096	34.410
8	1:34.627	35.318	24.778	34.531
9	1:34.330	34.951	25.036	34.343
10	1:35.084	35.427	25.008	34.649
11	1:34.808	35.186	25.165	34.457
12	1:57.151 <b>B</b>	35.150	24.900	57.101
13	1:35.062	36.987	24.405	33.670
14	1:33.181	34.931	24.521	33.729
15	1:33.527	34.778	24.620	34.129
16	1:33.555	34.858	24.719	33.978
17	1:33.932	35.197	24.546	34.189
18	1:42.419	38.594	26.678	37.147
19	2:16.023	41.574	44.574	49.875
20	2:21.469	53.332	37.469	50.668
21	1:34.931	35.713	24.965	34.253
22	1:34.594	35.296	25.013	34.285
23	1:35.933	35.143	25.284	35.506
24	1:35.342	35.700	25.322	34.320

**39** Yu KANAMARU JPN  
PONS RACING

1	1:50.027	47.022	27.435	35.570
2	1:52.350	36.352	31.944	44.054
3	2:21.248	46.806	37.545	56.897
4	2:14.816	53.020	36.713	45.083