


JEREZ
FORMULA RENAULT 3.5
RACE 1

Chronological Analysis of Performances

■ Personal Best **B** Crossing the finish line in pit lane **S2** Time from 1st intermediate to 2nd intermediate
■ Session Best **S1** Time from finish line to 1st intermediate **S3** Time from 2nd intermediate to finish line **FY** Full Yellow Flag

Lap	Lap Time	S1	S2	S3	Lap	Lap Time	S1	S2	S3
1 Nyck DE VRIES NED									
DAMS									
1	2:48.064	1:13.556	39.938	54.570	4	1:50.337	41.075	29.566	39.696
2	2:30.338	56.326	41.509	52.503	5	1:50.233	40.986	29.326	39.921
3	1:51.434	41.635	30.207	39.592	6	1:50.548	41.470	29.313	39.765
4	1:50.553	41.035	29.905	39.613	7	1:50.715	41.444	29.774	39.497
5	1:49.570	40.798	29.585	39.187	8	1:49.786	41.012	29.448	39.326
6	1:50.383	41.018	30.022	39.343	9	1:49.646	41.165	29.211	39.270
7	1:50.428	41.060	29.954	39.414	10	1:49.838	41.029	29.360	39.449
8	1:49.865	40.628	29.705	39.532	11	1:49.875	41.124	29.473	39.278
9	1:50.058	40.827	30.243	38.988	12	1:49.472	40.877	29.246	39.349
10	1:49.396	40.479	29.654	39.263	13	1:50.987	41.817	29.463	39.707
11	1:49.500	40.839	29.560	39.101	14	1:50.780	41.406	29.333	40.041
12	1:49.038	40.340	29.418	39.280	15	1:51.319	41.857	29.877	39.585
13	1:48.420	40.390	29.126	38.904	16	1:49.923	41.060	29.350	39.513
14	1:49.238	40.402	29.392	39.444	17	1:52.528	40.904	31.671	39.953
15	1:50.464	41.440	29.519	39.505	18	1:50.581	41.115	29.908	39.558
16	1:48.955	40.299	29.254	39.402	19	1:50.149	41.308	29.314	39.527
17	1:48.374	40.181	29.339	38.854	20	1:50.910	41.252	30.059	39.599
18	1:48.410	40.092	29.110	39.208	21	1:50.790	41.102	29.947	39.741
19	1:48.000	40.203	28.739	39.058	22	1:50.915	41.408	29.987	39.520
20	1:47.889	40.152	28.754	38.983	23	1:50.806	41.169	29.839	39.798
21	1:47.296	39.635	28.831	38.830					
22	1:47.612	39.875	28.965	38.772					
23	1:47.931	39.989	28.793	39.149					
2 Dean STONEMAN GBR									
DAMS									
1	2:53.781	1:18.860	39.245	55.676					
2	2:27.163	55.874	40.068	51.221					
3	1:53.943	42.830	30.571	40.542					
4	1:50.196	41.145	29.550	39.501					
5	1:50.107	41.171	29.915	39.021					
6	1:50.856	41.697	29.760	39.399					
7	1:49.504	40.972	29.349	39.183					
8	1:49.356	41.172	29.279	38.905					
9	1:49.519	40.784	29.354	39.381					
10	1:49.850	40.798	29.448	39.604					
11	1:50.134	41.360	29.589	39.185					
12	1:49.801	40.961	29.628	39.212					
13	2:28.822	40.415	29.480	1:18.927					
14	2:05.346	48.666	33.021	43.659					
15	1:53.517	43.047	29.508	40.962					
16	1:48.966	40.472	28.656	39.838					
17	1:56.077	40.056	28.064	47.957					
18	1:46.791	39.579	27.537	39.675					
19	1:45.473	38.790	27.156	39.527					
20	1:44.322	38.303	27.061	38.958					
21	1:43.879	38.110	26.899	38.870					
22	1:43.315	38.335	27.000	37.980					
23	1:46.484	38.830	26.965	40.689					
3 Jazeman JAAFAR MAS									
FORTEC MOTORSPORTS									
1	2:43.976	1:09.225	41.165	53.586					
2	2:32.997	57.430	41.375	54.192					
3	1:50.774	41.579	29.735	39.460					
4 Oliver ROWLAND GBR									
FORTEC MOTORSPORTS									
1	2:42.514	1:07.655	41.272	53.587					
2	2:33.513	57.539	41.332	54.642					
3	1:49.657	41.052	29.372	39.233					
4	1:49.093	40.598	29.352	39.143					
5	1:48.498	40.457	29.068	38.973					
6	1:50.315	40.515	29.162	40.638					
7	1:47.537	40.300	28.549	38.688					
8	1:49.008	40.504	29.213	39.291					
9	1:48.307	40.549	28.899	38.859					
10	1:48.692	41.373	28.668	38.651					
11	1:46.843	39.834	28.596	38.413					
12	1:47.263	39.908	28.635	38.720					
13	1:47.698	39.958	29.036	38.704					
14	1:48.141	40.241	28.998	38.902					
15	1:50.467	41.779	29.486	39.202					
16	1:48.390	40.407	29.221	38.762					
17	1:48.085	40.150	29.014	38.921					
18	1:47.269	39.762	28.747	38.760					
19	1:47.663	40.047	28.759	38.857					
20	1:47.554	40.090	28.896	38.568					
21	1:47.331	39.981	28.695	38.655					
22	1:48.373	40.117	29.268	38.988					
23	1:52.524	42.726	29.500	40.298					
5 Nicholas LATIFI CAN									
ARDEN MOTORSPORT									
1	2:50.204	1:15.991	39.740	54.473					
2	2:29.175	56.455	40.820	51.900					
3	1:59.704	42.697	35.521	41.486					
4	1:53.612	42.388	30.775	40.449					
5	1:52.221	41.912	30.117	40.192					
6	1:51.379	41.560	29.585	40.234					
7	1:51.093	41.620	29.508	39.965					
8	1:50.402	41.335	29.113	39.954					
9	1:49.941	41.226	29.310	39.405					



JEREZ
FORMULA RENAULT 3.5
RACE 1

Chronological Analysis of Performances

■ Personal Best **B** Crossing the finish line in pit lane **S2** Time from 1st intermediate to 2nd intermediate
■ Session Best **S1** Time from finish line to 1st intermedia **S3** Time from 2nd intermediate to finish line **FY** Full Yellow Flag


Lap	Lap Time	S1	S2	S3	Lap	Lap Time	S1	S2	S3
10	1:50.979	41.404	29.779	39.796	16	1:49.278	40.477	29.147	39.654
11	1:51.152	41.350	30.128	39.674	17	1:48.783	40.241	29.115	39.427
12	1:49.416	41.002	28.967	39.447	18	1:48.433	40.315	29.104	39.014
13	1:51.182	40.979	29.667	40.536	19	1:49.151	40.368	29.839	38.944
14	1:52.947	41.615	30.551	40.781	20	1:47.743	40.150	28.687	38.906
15	1:51.174	42.302	29.349	39.523	21	1:47.180	39.768	28.503	38.909
16	1:49.279	40.750	29.042	39.487	22	1:47.439	39.816	28.593	39.030
17	1:48.617	40.497	28.665	39.455	23	1:47.398	39.940	28.355	39.103
18	1:50.001	40.627	29.366	40.008					
19	1:48.050	40.042	28.524	39.484					
20	1:47.839	39.934	28.529	39.376					
21	1:49.866	40.379	29.199	40.288					
22	1:47.711	39.934	28.477	39.300					
23	1:47.520	39.894	28.344	39.282					

6 Egor ORUDZHEV RUS ARDEN MOTORSPORT				
1	2:43.373	1:08.577	41.037	53.759
2	2:33.263	57.422	41.312	54.529
3	1:50.027	41.580	29.356	39.091
4	1:48.739	40.613	29.131	38.995
5	1:49.012	40.823	29.163	39.026
6	1:49.107	40.813	28.965	39.329
7	1:48.823	41.030	29.100	38.693
8	1:48.804	40.654	29.084	39.066
9	1:48.781	40.834	28.952	38.995
10	1:49.777	40.822	29.807	39.148
11	1:48.239	40.123	29.356	38.760
12	1:48.308	40.493	28.793	39.022
13	1:48.681	40.503	28.774	39.404
14	1:49.470	40.652	29.313	39.505
15	1:50.324	41.207	29.498	39.619
16	1:49.144	40.650	29.291	39.203
17	1:49.210	40.543	29.130	39.537
18	1:48.945	40.507	29.043	39.395
19	1:49.129	40.708	28.895	39.526
20	1:49.080	40.418	29.406	39.256
21	1:48.346	40.528	28.763	39.055
22	1:48.463	40.267	29.031	39.165
23	1:48.569	40.582	28.613	39.374

9 Matthieu VAXIVIERE FRA LOTUS				
1	2:46.343	1:11.958	40.077	54.308
2	2:31.045	56.826	41.300	52.919
3	1:51.019	41.886	29.653	39.480
4	1:49.884	41.062	29.479	39.343
5	1:50.029	41.156	29.264	39.609
6	1:50.577	41.653	29.488	39.436
7	1:49.230	40.991	29.151	39.088
8	1:48.751	40.486	29.344	38.921
9	1:49.045	40.685	29.243	39.117
10	1:49.217	40.518	29.413	39.286
11	1:49.166	40.663	29.430	39.073
12	1:49.556	40.580	29.346	39.630
13	1:49.652	40.510	29.488	39.654
14	1:49.189	40.326	29.055	39.808
15	1:50.055	41.074	29.594	39.387

10 Marlon STOCKINGER PHI LOTUS				
1	2:58.109	1:23.548	39.361	55.200
2	2:24.684	56.367	38.290	50.027
3	1:55.036	43.303	31.286	40.447
4	1:53.654	43.122	30.448	40.084
5	1:52.116	42.308	29.951	39.857
6	1:51.378	41.873	29.749	39.756
7	1:53.003	41.443	29.693	41.867
8	1:51.002	41.873	29.596	39.533
9	1:50.880	41.798	29.810	39.272
10	1:51.044	41.452	29.736	39.856
11	1:53.007	41.117	30.237	41.653
12	1:51.223	41.353	29.927	39.943
13	3:02.503 B	41.252	29.716	1:51.535
14	2:12.420	54.803	33.831	43.786
15	1:58.297	44.839	30.595	42.863
16	1:51.999	42.447	29.338	40.214
17	1:50.124	41.509	28.870	39.745
18	1:48.315	40.730	28.390	39.195
19	1:46.938	39.939	27.811	39.188
20	1:47.045	40.011	27.820	39.214
21	1:46.422	39.600	27.858	38.964
22	1:47.213	40.038	28.287	38.888

11 Tio ELLINAS CYP STRAKKA RACING				
1	2:47.299	1:12.775	40.007	54.517
2	2:30.542	56.501	41.498	52.543
3	1:51.320	41.898	29.916	39.506
4	1:50.226	41.156	29.651	39.419
5	1:49.644	40.898	29.391	39.355
6	1:50.825	41.656	29.549	39.620
7	1:50.392	41.040	29.830	39.522
8	1:49.788	40.935	29.371	39.482
9	1:49.965	41.299	29.213	39.453
10	1:50.692	40.883	30.601	39.208
11	1:50.003	40.814	29.708	39.481
12	1:49.207	40.395	29.350	39.462
13	1:49.827	40.835	29.365	39.627
14	1:51.121	41.164	29.567	40.390
15	1:51.417	41.422	29.816	40.179
16	1:49.894	40.642	29.500	39.752
17	1:49.513	40.772	29.394	39.347
18	1:48.600	40.170	29.143	39.287
19	1:48.244	39.731	28.749	39.764
20	1:48.089	39.927	28.834	39.328
21	1:48.506	40.341	28.786	39.379
22	1:47.710	39.843	28.660	39.207




JEREZ
FORMULA RENAULT 3.5
RACE 1

Chronological Analysis of Performances

■ Personal Best **B** Crossing the finish line in pit lane **S2** Time from 1st intermediate to 2nd intermediate
■ Session Best **S1** Time from finish line to 1st intermedia **S3** Time from 2nd intermediate to finish line **FY** Full Yellow Flag

Lap	Lap Time	S1	S2	S3	Lap	Lap Time	S1	S2	S3
23	1:47.931	40.287	28.410	39.234	3	1:55.954	43.413	30.728	41.813
12 Gustav MALIA SWE STRAKKA RACING					4	1:54.885	44.177	30.307	40.401
1	2:49.190	1:14.885	39.830	54.475	5	1:52.041	42.478	29.811	39.752
2	2:29.816	56.529	41.091	52.196	6	1:51.630	41.802	29.871	39.957
3	1:52.709	42.561	30.600	39.548	7	1:51.167	41.507	29.567	40.093
4	1:51.767	42.005	30.325	39.437	8	1:50.618	41.174	29.466	39.978
5	1:51.482	41.996	29.956	39.530	9	1:50.684	41.300	29.464	39.920
6	1:53.620	41.598	31.425	40.597	10	1:50.407	41.269	29.439	39.699
7	1:50.638	41.389	29.882	39.367	11	1:50.740	41.226	29.360	40.154
8	1:51.006	41.486	30.069	39.451	12	1:50.419	41.216	29.151	40.052
9	1:50.715	41.413	29.559	39.743	13	1:51.854	41.510	29.612	40.732
10	1:51.366	41.442	30.196	39.728	14	1:52.941	41.710	29.950	41.281
11	1:51.356	41.368	29.895	40.093	15	1:52.878	43.622	29.435	39.821
12	1:50.080	41.055	29.097	39.928	16	1:49.764	40.892	29.157	39.715
13	1:51.060	41.157	29.953	39.950	17	1:49.690	40.612	28.891	40.187
14	1:51.323	41.215	30.104	40.004	18	1:49.719	40.618	29.159	39.942
15	1:51.570	41.733	29.807	40.030	19	1:51.091	42.104	28.983	40.004
16	1:51.319	41.151	29.920	40.248	20	1:50.124	40.872	29.184	40.068
17	1:52.123	42.244	30.153	39.726	21	1:49.481	40.614	28.866	40.001
18	1:52.175	41.481	30.372	40.322	22	1:49.322	40.668	29.119	39.535
19	1:50.201	41.096	29.351	39.754	23	1:49.876	40.675	29.085	40.116
20	1:50.060	40.988	29.945	39.127	17 Roy NISSANY ISR TECH 1 RACING				
21	1:49.607	40.694	29.468	39.445	1	2:54.689	1:19.769	39.838	55.082
22	1:50.228	41.086	29.688	39.454	2	2:26.609	56.062	39.730	50.817
23	1:49.957	40.765	29.550	39.642	3	1:54.964	43.505	31.285	40.174
15 Alfonso CELIS Jr MEX AVF					4	1:52.438	42.526	30.022	39.890
1	2:59.314	1:24.773	40.393	54.148	5	1:51.964	42.190	30.193	39.581
2	2:24.078	58.234	37.020	48.824	6	1:51.301	41.193	29.966	40.142
3	1:55.434	43.397	30.880	41.157	7	1:50.222	41.110	29.726	39.386
4	1:53.371	42.247	30.706	40.418	8	1:50.366	41.197	29.693	39.476
5	1:52.091	42.037	30.070	39.984	9	1:50.246	41.388	29.362	39.496
6	1:51.321	41.692	29.568	40.061	10	1:50.309	41.039	29.838	39.432
7	1:50.704	41.474	29.373	39.857	11	1:51.519	41.721	29.915	39.883
8	1:50.754	41.295	29.115	40.344	12	1:50.712	41.554	29.731	39.427
9	1:50.170	41.084	29.422	39.664	13	2:01.002	40.981	39.697	40.324
10	1:50.907	41.325	30.044	39.538	14	1:50.353	41.007	30.262	39.084
11	1:51.752	41.744	29.724	40.284	15	1:51.286	42.251	30.137	38.898
12	1:50.896	41.769	29.485	39.642	16	1:49.234	40.185	29.513	39.536
13	2:19.263 B	41.476	29.212	1:08.575	17	1:49.023	40.436	29.602	38.985
14	2:15.958	48.896	42.034	45.028	18	1:49.260	40.255	29.768	39.237
15	2:01.685	44.881	30.697	46.107	19	1:48.533	40.704	28.973	38.856
16	1:52.718	42.576	29.229	40.913	20	1:48.519	40.579	29.062	38.878
17	1:47.621	40.394	27.432	39.795	21	1:49.507	40.477	29.340	39.690
18	1:48.005	39.871	28.479	39.655	22	1:48.798	40.428	28.981	39.389
19	1:46.492	40.129	27.455	38.908	23	1:50.403	41.367	29.632	39.404
20	1:45.641	39.156	27.415	39.070	18 Aurélien PANIS FRA TECH 1 RACING				
21	1:44.457	38.422	27.257	38.778	1	2:57.186	1:22.429	39.537	55.220
22	1:43.093	38.962	26.234	37.897	2	2:25.116	56.290	38.056	50.770
23	1:42.364	37.698	26.471	38.195	3	1:54.648	42.995	31.188	40.465
16 Beitske VISSER NED AVF					4	1:52.516	42.224	30.275	40.017
1	2:51.300	1:16.851	40.022	54.427	5	1:51.842	41.794	30.243	39.805
2	2:28.471	56.662	40.476	51.333	6	1:51.134	41.609	29.516	40.009
					7	1:50.620	41.223	29.659	39.738
					8	1:50.716	41.419	29.661	39.636



JEREZ
FORMULA RENAULT 3.5
RACE 1

Chronological Analysis of Performances

■ Personal Best **B** Crossing the finish line in pit lane **S2** Time from 1st intermediate to 2nd intermediate
■ Session Best **S1** Time from finish line to 1st intermedia **S3** Time from 2nd intermediate to finish line **FY** Full Yellow Flag

Lap	Lap Time	S1	S2	S3
9	1:50.620	41.187	29.584	39.849
10	1:50.192	41.059	29.576	39.557
11	1:51.228	41.343	29.887	39.998
12	1:51.453	41.373	29.852	40.228
13	1:52.104	41.767	29.845	40.492
14	1:53.613	41.489	30.432	41.692


20 André NEGRÃO		BRA		
INTERNATIONAL DRACO RACING				
Lap	Lap Time	S1	S2	S3
1	2:58.690	1:24.092	40.343	54.255
2	2:24.383	57.618	37.568	49.197
3	1:54.114	43.333	30.601	40.180
4	1:53.229	43.084	30.456	39.689
5	1:51.637	41.663	30.036	39.938
6	1:51.121	41.651	29.775	39.695
7	1:50.797	41.490	29.800	39.507
8	1:50.848	41.480	29.681	39.687
9	1:50.878	41.421	29.801	39.656
10	1:50.364	41.363	29.512	39.489
11	1:50.885	41.288	29.669	39.928
12	1:50.771	41.601	29.455	39.715
13	1:51.897	41.670	29.829	40.398
14	1:52.456	41.793	30.077	40.586
15	1:50.539	41.458	29.268	39.813
16	1:49.505	40.872	29.262	39.371
17	1:49.370	41.201	28.804	39.365
18	1:51.390	41.382	29.637	40.371
19	1:49.285	40.708	28.737	39.840
20	1:48.209	40.211	28.524	39.474
21	1:48.965	40.491	28.640	39.834
22	1:48.368	40.191	28.963	39.214
23	1:49.577	40.751	28.685	40.141

25 Sean GELAE		INA		
JAGONYA AYAM WITH CARLIN				
Lap	Lap Time	S1	S2	S3
1	2:56.216	1:21.347	38.946	55.923
2	2:25.681	55.751	39.020	50.910
3	1:53.857	42.986	30.335	40.536
4	1:51.504	41.968	29.665	39.871
5	1:50.774	41.503	29.415	39.856
6	1:51.357	41.719	29.450	40.188
7	1:51.008	41.563	29.570	39.875
8	1:50.798	41.266	29.650	39.882
9	1:50.730	41.459	29.393	39.878
10	1:50.850	41.202	29.777	39.871
11	1:51.436	41.714	29.737	39.985
12	1:52.550	41.811	30.489	40.250
13	1:51.906	41.813	29.660	40.433
14	1:54.052	41.681	29.988	42.383
15	2:39.331 B	50.861	37.753	1:10.717
16	1:59.159	47.853	30.329	40.977
17	1:51.763	41.376	28.104	42.283
18	1:48.491	40.415	27.761	40.315
19	1:47.325	39.848	27.761	39.716
20	1:46.236	39.618	27.662	38.956
21	1:48.424	39.561	29.564	39.299
22	1:44.915	39.639	26.930	38.346
23	1:44.298	38.449	27.330	38.519

26 Tom DILLMANN		FRA		
JAGONYA AYAM WITH CARLIN				
Lap	Lap Time	S1	S2	S3
1	2:41.736	1:06.981	41.348	53.407
2	2:33.768	58.005	41.034	54.729
3	1:49.083	40.822	29.172	39.089
4	1:48.949	40.809	29.393	38.747
5	1:49.066	40.613	29.555	38.898
6	1:48.725	40.716	29.159	38.850
7	1:49.025	40.903	28.928	39.194
8	1:49.220	40.837	29.263	39.120
9	1:48.506	40.609	28.849	39.048
10	1:53.413	42.218	30.819	40.376
11	3:15.345 B	1:03.626	41.428	1:30.291
12	1:57.489	47.038	28.891	41.560
13	1:51.704	41.345	29.375	40.984

39 Yu KANAMARU		JPN		
PONS RACING				
Lap	Lap Time	S1	S2	S3
1	2:52.787	1:17.938	39.660	55.189
2	2:27.563	56.431	39.812	51.320
3	1:55.122	43.476	30.911	40.735
4	1:50.392	41.316	29.760	39.316
5	1:50.597	41.347	29.639	39.611
6	1:50.519	40.954	29.950	39.615
7	1:49.466	40.782	29.636	39.048
8	1:49.985	41.318	29.437	39.230
9	1:50.634	41.247	29.536	39.851
10	1:51.167	41.389	29.750	40.028
11	1:51.519	41.945	29.823	39.751
12	1:49.982	40.942	29.215	39.825
13	1:50.901	41.554	29.589	39.758
14	1:51.727	41.378	29.944	40.405
15	1:52.082	42.094	30.047	39.941
16	1:52.770	41.550	30.199	41.021
17	1:50.088	40.991	29.698	39.399
18	1:49.777	40.811	29.251	39.715
19	1:50.254	41.051	29.391	39.812
20	1:50.310	41.026	29.515	39.769
21	1:53.443	40.832	28.947	43.664
22	1:49.726	40.603	28.819	40.304
23	1:51.990	42.150	29.645	40.195

40 Nikita ZLOBIN		RUS		
PONS RACING				
Lap	Lap Time	S1	S2	S3
1	3:00.361	1:26.306	40.036	54.019
2	2:23.919	58.849	36.395	48.675
3	1:55.610	42.838	31.300	41.472
4	1:53.439	42.345	30.681	40.413
5	1:52.306	41.973	30.270	40.063
6	1:51.284	41.488	29.834	39.962
7	1:51.297	41.599	29.474	40.224
8	1:52.006	41.990	29.809	40.207
9	1:51.227	41.441	29.785	40.001
10	1:51.442	41.060	30.422	39.960
11	1:51.841	41.137	29.771	40.933
12	1:52.071	41.386	30.145	40.540
13	1:51.605	41.192	29.862	40.551



JEREZ
FORMULA RENAULT 3.5
RACE 1

Chronological Analysis of Performances

■ Personal Best **B** Crossing the finish line in pit lane **S2** Time from 1st intermediate to 2nd intermediate
■ Session Best **S1** Time from finish line to 1st intermedia **S3** Time from 2nd intermediate to finish line **FY** Full Yellow Flag

Lap	Lap Time	S1	S2	S3	Lap	Lap Time	S1	S2	S3
14	1:51.592	41.302	30.232	40.058					
15	1:52.500	42.222	29.831	40.447					
16	1:51.444	41.094	30.328	40.022					
17	1:50.619	41.174	29.327	40.118					
18	1:50.677	40.722	29.039	40.916					
19	1:50.597	40.905	29.254	40.438					
20	1:50.107	40.745	29.473	39.889					
21	1:49.538	40.496	29.181	39.861					
22	1:49.420	40.562	28.891	39.967					
23	1:54.064	41.122	29.730	43.212					