


**JEREZ**  
**FORMULA RENAULT 3.5**  
**COLLECTIVE TEST 2**

**Chronological Analysis of Performances**

■ Personal Best    **B** Crossing the finish line in pit lane    **S2** Time from 1st intermediate to 2nd intermediate  
■ Session Best    **S1** Time from finish line to 1st intermedia    **S3** Time from 2nd intermediate to finish line    **FY** Full Yellow Flag

Lap	Lap Time	S1	S2	S3	Lap	Lap Time	S1	S2	S3
<b>1 Nyck DE VRIES</b> NED DAMS					<b>15</b> 1:29.572 34.162 23.798 31.612				
1	3:35.499	2:32.037	29.019	34.443	16	1:42.696	36.522	26.322	39.852
2	1:36.110	35.934	26.158	34.018	17	1:29.697	34.046	23.944	31.707
3	1:35.224	34.634	24.181	36.409	<b>4 Oliver ROWLAND</b> GBR FORTEC MOTORSPORTS				
4	1:31.089	34.571	24.211	32.307	1	3:15.579	2:13.385	28.257	33.937
5	1:49.742	44.241	29.867	35.634	2	1:31.605	34.605	24.695	32.305
6	1:40.922	35.249	29.899	35.774	3	1:30.754	34.277	24.262	32.215
7	1:30.973	34.404	24.284	32.285	4	6:10.361B	36.412	25.264	5:08.685
8	6:45.920B	34.669	24.915	5:46.336	5	1:50.875	47.645	28.354	34.876
9	1:46.005	45.296	26.567	34.142	6	1:37.659	37.900	26.165	33.594
10	1:35.177	35.773	25.550	33.854	7	1:29.727	34.149	23.798	31.780
11	1:30.594	34.269	24.162	32.163	8	1:29.548	33.909	23.809	31.830
12	16:12.723B	42.329	28.991	...	9	6:51.750B	37.384	27.091	5:47.275
13	1:51.299	46.329	30.153	34.817	10	2:09.618B			
14	1:41.729	36.512	28.429	36.788	11	3:06.639B			
15	1:29.755	34.071	23.861	31.823	12	1:48.281	47.062	27.479	33.740
16	1:44.200	39.753	31.299	33.148	13	1:36.344	36.481	27.122	32.741
17	1:29.715	34.048	23.721	31.946	14	1:32.340	34.075	24.275	33.990
<b>2 Dean STONEMAN</b> GBR DAMS					15	1:30.483	34.353	24.085	32.045
1	4:13.690	3:09.525	27.805	36.360	16	6:03.767B	34.150	28.173	5:01.444
2	1:34.800	36.901	25.325	32.574	17	1:59.863	52.259	32.223	35.381
3	1:31.388	34.575	24.317	32.496	18	1:37.678	37.763	26.642	33.273
4	1:40.420	40.046	26.322	34.052	19	1:37.286	33.991	23.762	39.533
5	1:30.971	34.345	24.229	32.397	20	1:29.453	33.975	23.739	31.739
6	1:50.826	42.389	35.430	33.007	<b>5 Nicholas LATIFI</b> CAN ARDEN MOTORSPORT				
7	1:30.851	34.351	24.167	32.333	1	3:02.939	1:59.274	28.931	34.734
8	10:27.183B	34.568	24.279	9:28.336	2	1:59.653B	36.594	25.776	57.283
9	7:38.915B	47.727	31.335	6:19.853	3	2:16.330B	52.859	27.741	55.730
10	1:43.068	41.765	29.178	32.125	4	5:22.508B	52.394	25.157	4:04.957
11	1:29.810	33.809	23.927	32.074	5	1:48.055	46.060	25.799	36.196
12	1:42.979	44.002	26.884	32.093	6	1:35.663	36.116	25.471	34.076
13	1:43.087	39.481	29.130	34.476	7	1:31.196	34.540	24.368	32.288
14	6:09.926B	33.924	25.212	5:10.790	8	1:44.766	41.243	29.235	34.288
15	2:07.295	49.603	37.544	40.148	9	1:31.404	34.719	24.264	32.421
16	1:30.002	34.140	24.031	31.831	10	1:48.938	45.377	29.934	33.627
17	1:30.531	34.364	24.041	32.126	11	10:37.439B	47.590	37.945	9:11.904
18	1:30.098	34.129	23.955	32.014	12	1:54.899	51.346	27.246	36.307
<b>3 Jazeman JAAFAR</b> MAS FORTEC MOTORSPORTS					13	1:36.165	36.272	25.237	34.656
1	3:45.391	2:39.845	30.427	35.119	14	5:51.276B	56.514	29.701	4:25.061
2	1:37.196	36.745	25.264	35.187	15	1:52.954	48.570	25.516	38.868
3	1:30.668	34.258	24.367	32.043	16	1:32.066	34.817	24.279	32.970
4	1:30.613	34.128	24.142	32.343	17	1:55.023	46.176	32.042	36.805
5	1:37.100	36.896	26.344	33.860	18	1:31.683	34.525	24.534	32.624
6	1:30.448	34.304	24.157	31.987	19	1:31.601	34.445	24.533	32.623
7	10:26.267B	34.675	25.052	9:26.540	<b>6 Egor ORUDZHEV</b> RUS ARDEN MOTORSPORT				
8	1:45.327	43.802	26.763	34.762	1	3:02.364	1:58.379	28.574	35.411
9	1:35.656	36.820	25.706	33.130	2	1:39.326	38.627	26.239	34.460
10	11:23.596B	34.391	27.757	...	3	1:40.365	36.887	29.220	34.258
11	2:10.774	1:00.020	31.381	39.373	4	1:33.795	34.568	24.391	34.836
12	3:10.537B	41.346	34.702	1:54.489	5	1:30.660	34.361	24.038	32.261
13	1:48.609	44.585	27.244	36.780	6	1:30.518	34.235	24.029	32.254
14	1:38.617	37.942	27.955	32.720	7	1:30.571	34.162	24.141	32.268



**JEREZ**  
**FORMULA RENAULT 3.5**  
**COLLECTIVE TEST 2**

**Chronological Analysis of Performances**

■ Personal Best    **B** Crossing the finish line in pit lane    **S2** Time from 1st intermediate to 2nd intermediate  
■ Session Best    **S1** Time from finish line to 1st intermedia    **S3** Time from 2nd intermediate to finish line    **FY** Full Yellow Flag

Lap	Lap Time	S1	S2	S3	Lap	Lap Time	S1	S2	S3
8	1:40.778	40.093	26.441	34.244	2	1:58.987 <b>B</b>	39.011	25.897	54.079
9	1:37.538	37.231	26.251	34.056	3	2:07.418 <b>B</b>	49.643	25.102	52.673
10	1:57.857 <b>B</b>	34.598	25.368	57.891	4	2:24.946 <b>B</b>	46.651	30.434	1:07.861
11	1:40:03.182 <b>B</b>	56.819	29.794	...	5	6:55.188 <b>B</b>	58.790	25.552	5:30.846
12	1:42.794	43.093	26.118	33.583	6	1:59.574	49.018	28.819	41.737
13	1:32.491	35.003	24.814	32.674	7	1:37.341	36.169	25.086	36.086
14	1:32.288	34.753	24.641	32.894	8	1:39.812	34.393	24.386	41.033
15	1:36.210	37.638	25.274	33.298	9	7:42.361 <b>B</b>	46.610	28.847	6:26.904
16	1:32.290	35.035	24.629	32.626	10	1:48.409	40.148	32.330	35.931
17	1:32.541	35.149	24.748	32.644	11	1:30.596	34.236	24.208	32.152
18	1:32.405	35.032	24.832	32.541	12	1:30.571	34.249	24.151	32.171
19	1:32.546	35.136	24.841	32.569	13	5:39.519 <b>B</b>	46.977	34.028	4:18.514
20	1:32.245	34.912	24.743	32.590	14	1:50.586	46.492	28.008	36.086
21	1:32.312	34.997	24.755	32.560	15	1:37.071	37.823	26.196	33.052
22	1:32.790	34.848	24.794	33.148	16	1:29.417	33.833	23.866	31.718
23	1:32.760	35.115	24.809	32.836	17	1:49.614	41.109	35.635	32.870

**9** **Matthieu VAXIVIERE** FRA  
LOTUS

1	4:52.050	3:47.180	29.765	35.105
2	1:37.540	36.407	26.780	34.353
3	1:31.238	34.392	24.302	32.544
4	1:30.722	34.303	24.099	32.320
5	1:30.620	34.189	24.123	32.308
6	12:55.714 <b>B</b>	34.469	24.367	...
7	1:52.138	45.370	28.690	38.078
8	6:02.329 <b>B</b>	37.828	27.401	4:57.100
9	1:43.572	42.964	27.123	33.485
10	1:29.659	33.861	23.799	31.999
11	1:29.852	33.920	23.880	32.052
12	6:23.543 <b>B</b>	35.079	26.232	5:22.232
13	1:56.303	50.528	29.954	35.821
14	1:39.756	36.569	26.709	36.478
15	1:28.893	33.720	23.652	31.521

**10** **Marlon STOCKINGER** PHI  
LOTUS

1	4:07.761	3:00.276	28.195	39.290
2	1:32.854	35.485	24.744	32.625
3	1:31.963	35.015	24.428	32.520
4	1:54.190 <b>B</b>	34.748	25.078	54.364
5	2:13.982 <b>B</b>	56.403	24.905	52.674
6	8:26.916 <b>B</b>	53.138	24.913	7:08.865
7	1:48.267	44.929	28.255	35.083
8	1:41.030	37.247	26.901	36.882
9	1:31.410	34.798	24.378	32.234
10	7:34.543 <b>B</b>	37.164	28.159	6:29.220
11	1:44.901	41.065	27.849	35.987
12	1:31.296	34.860	24.355	32.081
13	7:36.584 <b>B</b>	34.544	24.242	6:37.798
14	1:46.460	44.845	27.462	34.153
15	1:48.152	37.073	30.381	40.698
16	1:30.314	34.265	24.102	31.947
17	1:30.543	34.295	24.175	32.073

**11** **Tio ELLINAS** CYP  
STRAKKA RACING

1	5:58.706 <b>B</b>	4:22.650	30.889	1:05.167
---	-------------------	----------	--------	----------

**12** **Gustav MALJA** SWE  
STRAKKA RACING


1	4:28.016 <b>B</b>	2:47.092	26.770	1:14.154
2	2:04.325 <b>B</b>	43.659	27.856	52.810
3	2:09.907 <b>B</b>	52.439	24.906	52.562
4	7:15.232 <b>B</b>	50.587	25.103	5:59.542
5	1:48.946	44.901	28.322	35.723
6	1:40.286	38.335	28.669	33.282
7	1:31.979	34.689	24.537	32.753
8	1:31.580	34.693	24.361	32.526
9	1:44.403	43.803	27.608	32.992
10	1:31.321	34.481	24.339	32.501
11	16:16.754 <b>B</b>	39.444	25.620	...
12	1:56.382	48.702	30.893	36.787
13	1:44.978	40.966	28.028	35.984
14	1:29.773	34.089	23.973	31.711
15	1:45.538	41.772	26.048	37.718

**15** **Alfonso CELIS Jr** MEX  
AVF

1	1:57.436	57.374	26.068	33.994
2	1:33.821	35.680	25.318	32.823
3	1:33.043	35.595	24.792	32.656
4	1:33.528	34.789	24.470	34.269
5	2:17.163 <b>B</b>	35.172	24.496	1:17.495
6	2:40.193 <b>B</b>	56.661	27.736	1:15.796
7	7:27.768 <b>B</b>	1:04.971	28.329	5:54.468
8	2:15.684 <b>B</b>	54.075	26.752	54.857
9	2:13.958 <b>B</b>	1:00.296	25.334	48.328
10	1:49.714	52.409	24.718	32.587
11	5:51.272 <b>B</b>	35.078	27.787	4:48.407
12	1:45.390	47.451	25.063	32.876
13	1:32.003	34.873	24.577	32.553
14	1:32.087	34.989	24.572	32.526

**16** **Beitske VISSER** NED  
AVF

1	2:05.058	1:00.881	27.954	36.223
2	1:37.029	36.716	26.099	34.214
3	1:33.487	35.778	24.860	32.849
4	1:32.349	34.835	24.638	32.876



**JEREZ**  
**FORMULA RENAULT 3.5**  
**COLLECTIVE TEST 2**

**Chronological Analysis of Performances**

■ Personal Best    **B** Crossing the finish line in pit lane    **S2** Time from 1st intermediate to 2nd intermediate  
■ Session Best    **S1** Time from finish line to 1st intermedia    **S3** Time from 2nd intermediate to finish line    **FY** Full Yellow Flag

Lap	Lap Time	S1	S2	S3	Lap	Lap Time	S1	S2	S3
5	1:31.620	34.686	24.436	32.498	6	1:48.298	41.722	32.163	34.413
6	<b>1:31.174</b>	<b>34.449</b>	24.405	<b>32.320</b>	7	1:39.658	39.118	25.850	34.690
7	6:26.382 <b>B</b>	34.499	24.493	5:27.390	8	1:32.141	34.934	24.439	32.768
8	1:49.773	47.365	27.458	34.950	9	1:32.226	34.869	24.572	32.785
9	1:34.314	35.756	25.357	33.201	10	6:44.643 <b>B</b>	37.909	24.915	5:41.819
10	1:34.112	35.430	25.346	33.336	11	5:50.496 <b>B</b>	44.995	35.169	4:30.332
11	1:33.102	35.124	24.908	33.070	12	1:43.278	42.217	27.081	33.980
12	1:33.106	35.083	24.811	33.212	13	1:33.020	35.218	24.953	32.849
13	1:33.230	35.178	25.016	33.036	14	6:43.449 <b>B</b>	34.889	26.527	5:42.033
14	5:28.999 <b>B</b>	38.222	26.589	4:24.188	15	1:46.324	43.862	26.938	35.524
15	1:45.984	45.115	26.733	34.136	16	1:44.364	36.117	27.618	40.629
16	1:32.746	35.086	24.857	32.803	17	1:36.878	38.079	26.105	32.694
17	1:32.472	34.919	24.593	32.960	18	1:31.292	34.526	24.471	32.295
18	1:32.765	35.086	24.801	32.878	19	<b>1:31.069</b>	<b>34.460</b>	24.459	<b>32.150</b>
19	5:23.543 <b>B</b>	35.225	25.595	4:22.723	20	1:31.466	34.716	<b>24.337</b>	32.413
20	1:47.289	45.656	26.806	34.827					
21	1:43.113	36.904	27.896	38.313					
22	1:32.721	35.270	<b>24.812</b>	32.639					
23	1:31.254	34.515	<b>24.388</b>	32.351					

**17** Roy NISSANY ISR  
TECH 1 RACING

1	31:33.732 <b>B</b>	1:27.635	29.803	...
2	1:49.644	46.813	28.213	34.618
3	1:37.433	36.620	26.158	34.655
4	5:51.031 <b>B</b>	34.630	24.422	4:51.979
5	1:53.953	49.971	28.791	35.191
6	1:39.160	36.909	26.969	35.282
7	1:30.605	34.437	<b>24.075</b>	<b>32.093</b>
8	1:31.058	34.200	24.148	32.710
9	1:40.177	38.874	27.781	33.522
10	<b>1:30.560</b>	<b>34.156</b>	24.076	32.328

**18** Aurélien PANIS FRA  
TECH 1 RACING

1	3:20.528 <b>B</b>	1:36.677	28.482	1:15.369
2	2:30.687 <b>B</b>	58.195	29.369	1:03.123
3	2:29.193 <b>B</b>	1:03.432	30.036	55.725
4	2:08.665 <b>B</b>	43.511	29.676	55.478
5	7:59.496 <b>B</b>	44.431	29.351	6:45.714
6	1:49.566	47.542	27.747	34.277
7	1:39.448	36.648	26.670	36.130
8	1:31.767	34.809	24.408	32.550
9	1:31.579	34.616	24.405	32.558
10	16:05.877 <b>B</b>	40.924	30.687	...
11	1:51.094	49.079	27.435	34.580
12	1:40.567	36.971	25.214	38.382
13	<b>1:30.573</b>	<b>34.249</b>	<b>24.178</b>	<b>32.146</b>
14	1:37.587	37.762	26.471	33.354
15	1:30.797	34.380	24.180	32.237

**20** André NEGRÃO BRA  
INTERNATIONAL DRACO RACING


1	5:48.894 <b>B</b>	2:21.671	28.992	2:58.231
2	1:43.939	43.346	26.582	34.011
3	1:34.999	36.384	25.576	33.039
4	1:31.762	34.745	24.429	32.588
5	1:32.496	34.768	24.774	32.954

**25** Sean GELAE INA  
JAGONYA AYAM WITH CARLIN

1	3:31.451 <b>B</b>	1:40.532	27.415	1:23.504
2	2:23.524 <b>B</b>	52.548	25.517	1:05.459
3	2:06.233 <b>B</b>	41.909	27.420	56.904
4	1:41.610	41.644	26.361	33.605
5	1:36.552	36.804	25.861	33.887
6	1:31.819	34.689	24.643	32.487
7	1:50.792 <b>B</b>	34.814	24.500	51.478
8	1:42.993	41.407	26.866	34.720
9	1:31.512	34.685	24.452	32.375
10	1:42.877	41.558	26.614	34.705
11	16:38.229 <b>B</b>	35.172	24.510	...
12	1:53.756	48.155	29.219	36.382
13	1:43.021	39.677	28.229	35.115
14	1:38.689	34.637	25.466	38.586
15	<b>1:30.219</b>	<b>34.048</b>	24.260	<b>31.911</b>
16	1:50.399	41.128	29.761	39.510
17	1:30.428	34.190	<b>24.172</b>	32.066
18	1:46.349	41.824	30.033	34.492
19	1:30.496	34.228	24.187	32.081

**26** Tom DILLMANN FRA  
JAGONYA AYAM WITH CARLIN

1	2:58.744	1:49.827	30.462	38.455
2	1:39.943	39.229	26.334	34.380
3	1:30.759	34.382	24.282	32.095
4	1:42.803	39.917	28.070	34.816
5	1:30.260	34.116	24.031	32.113
6	1:49.791	41.019	31.459	37.313
7	10:02.362 <b>B</b>	34.282	26.079	9:02.001
8	1:57.365	51.798	27.082	38.485
9	1:32.032	34.850	24.506	32.676
10	6:53.031 <b>B</b>	34.487	24.509	5:54.035
11	1:43.937	45.491	25.599	32.847
12	1:31.582	34.610	24.407	32.565
13	6:59.197 <b>B</b>	34.565	24.545	6:00.087
14	1:51.820	46.949	28.770	36.101
15	1:40.062	38.173	27.108	34.781
16	<b>1:29.443</b>	<b>34.056</b>	<b>23.788</b>	<b>31.599</b>
17	1:45.061	41.540	27.009	36.512
18	1:29.992	34.137	23.965	31.890



JEREZ  
FORMULA RENAULT 3.5  
COLLECTIVE TEST 2

Chronological Analysis of Performances

■ Personal Best    **B** Crossing the finish line in pit lane    **S2** Time from 1st intermediate to 2nd intermediate  
■ Session Best    **S1** Time from finish line to 1st intermedia    **S3** Time from 2nd intermediate to finish line    **FY** Full Yellow Flag

Lap	Lap Time	S1	S2	S3	Lap	Lap Time	S1	S2	S3
-----	----------	----	----	----	-----	----------	----	----	----

39 Yu KANAMARU JPN				
PONS RACING				
1	2:18.147	1:14.234	29.060	34.853
2	1:41.250	39.529	27.897	33.824
3	1:31.783	34.888	24.568	32.327
4	1:31.939	34.889	24.517	32.533
5	7:26.857 <b>B</b>	35.361	24.857	6:26.639
6	1:50.674	46.268	28.535	35.871
7	1:41.138	38.785	28.788	33.565
8	1:31.392	34.536	24.589	32.267
9	1:31.274	34.332	24.433	32.509
10	1:51.934	43.392	33.769	34.773
11	1:31.509	34.595	24.469	32.445
12	7:43.980 <b>B</b>	34.409	24.469	6:45.102
13	10:19.457 <b>B</b>	49.867	24.952	9:04.638
14	1:56.033	46.333	29.299	40.401
15	1:37.477	38.557	25.750	33.170
16	<span style="background-color: green;">1:29.878</span>	34.044	<span style="background-color: green;">23.983</span>	31.851
17	1:41.841	40.381	28.380	33.080
18	1:29.888	<span style="background-color: green;">34.023</span>	24.053	<span style="background-color: green;">31.812</span>

40 Nikita ZLOBIN RUS				
PONS RACING				
1	2:18.560	1:14.934	29.486	34.140
2	1:33.321	35.987	24.922	32.412
3	1:33.510	35.069	25.911	32.530
4	1:31.875	<span style="background-color: green;">34.555</span>	24.605	32.715
5	1:49.424	43.696	32.445	33.283
6	1:37.568	34.627	29.511	33.430
7	1:32.016	34.703	24.784	32.529
8	7:30.982 <b>B</b>	34.885	25.641	6:30.456
9	2:02.953	1:00.608	27.583	34.762
10	1:34.066	35.604	24.967	33.495
11	1:32.284	34.856	24.651	32.777
12	17:03.171 <b>B</b>	34.903	24.859	...
13	2:05.178	58.469	30.495	36.214
14	1:39.855	37.635	27.718	34.502
15	<span style="background-color: green;">1:31.546</span>	34.781	24.403	<span style="background-color: green;">32.362</span>
16	1:55.414	43.320	28.433	43.661
17	1:31.593	34.677	<span style="background-color: green;">24.351</span>	32.565