


JEREZ
FORMULA RENAULT 3.5
COLLECTIVE TEST 1

Chronological Analysis of Performances

■ Personal Best **B** Crossing the finish line in pit lane **S2** Time from 1st intermediate to 2nd intermediate
■ Session Best **S1** Time from finish line to 1st intermedia **S3** Time from 2nd intermediate to finish line **FY** Full Yellow Flag

Lap	Lap Time	S1	S2	S3	Lap	Lap Time	S1	S2	S3
1 Nyck DE VRIES NED									
DAMS									
1	3:36.962	2:34.272	28.169	34.521	12	1:51.282	37.361	25.740	48.181
2	1:46.117	36.210	27.366	42.541	13	1:30.207	34.197	24.055	31.955
3	1:32.231	35.423	24.394	32.414	14	11:17.684 B	36.630	25.716	...
4	1:30.421	34.216	23.999	32.206	15	1:52.796	45.835	30.179	36.782
5	1:36.717	36.671	25.734	34.312	16	1:42.984	37.166	29.252	36.566
6	1:30.175	34.156	23.863	32.156	17	1:36.494	34.147	23.853	38.494
7	1:41.630	39.157	26.948	35.525	18	1:36.482	37.697	24.480	34.305
8	8:40.413 B	34.079	23.942	7:42.392	19	1:29.644	33.903	23.857	31.884
9	1:46.280	45.784	26.482	34.014	20	1:29.665	33.839	24.005	31.821
10	1:35.038	36.031	25.086	33.921					
11	1:29.544	33.983	23.869	31.692					
12	1:50.072	39.294	30.781	39.997					
13	1:29.138	33.762	23.631	31.745					
14	15:17.914 B	34.096	24.070	...					
15	1:44.618	43.646	27.427	33.545					
16	1:36.461	36.474	25.004	34.983					
17	1:30.479	34.352	23.887	32.240					
4 Oliver ROWLAND GBR									
FORTEC MOTORSPORTS									
1	4:17.558	3:11.853	29.521	36.184					
2	1:41.022	38.349	26.061	36.612					
3	1:33.392	34.458	25.063	33.871					
4	1:30.164	34.045	24.054	32.065					
5	1:37.844	37.684	26.158	34.002					
6	1:30.195	34.282	23.932	31.981					
7	7:32.565 B	33.973	23.832	6:34.760					
8	1:45.967	45.410	26.872	33.685					
9	1:30.224	34.261	23.953	32.010					
10	1:35.585	36.573	25.836	33.176					
11	1:34.770	34.114	24.991	35.665					
5 Nicholas LATIFI CAN									
ARDEN MOTORSPORT									
1	3:28.843	2:18.853	31.265	38.725					
2	1:44.187	38.032	26.674	39.481					
3	1:31.256	34.580	24.142	32.534					
4	1:30.386	34.195	24.084	32.107					
5	2:03.560	46.602	38.182	38.776					
6	1:30.316	34.240	23.990	32.086					
7	11:29.825 B	43.252	25.006	...					
8	1:51.550	48.622	27.791	35.137					
9	1:34.035	36.153	24.639	33.243					
10	1:41.475	39.228	26.873	35.374					
11	1:30.197	34.127	24.017	32.053					
12	1:47.404	43.496	30.107	33.801					
13	1:29.606	33.935	23.824	31.847					
14	8:46.026 B	42.192	29.711	7:34.123					
15	1:48.532	46.238	27.041	35.253					
16	1:40.651	35.828	30.966	33.857					
17	1:29.171	33.795	23.717	31.659					
18	1:42.357	42.317	25.769	34.271					
19	1:44.701	33.811	23.464	47.426					
3 Jazeman JAAFAR MAS									
FORTEC MOTORSPORTS									
1	5:08.832 B	3:40.012	29.616	59.204					
2	2:05.853	1:00.399	30.724	34.730					
3	1:35.616	36.507	25.894	33.215					
4	1:30.585	34.371	24.192	32.022					
5	1:30.466	34.177	24.266	32.023					
6	1:36.588	36.919	25.865	33.804					
7	1:30.818	34.373	24.308	32.137					
8	1:30.362	34.160	24.075	32.127					
9	7:07.515 B	35.175	25.518	6:06.822					
10	1:47.029	45.795	25.756	35.478					
11	1:30.587	34.428	24.070	32.089					
6 Egor ORUDZHEV RUS									
ARDEN MOTORSPORT									
1	4:13.450	3:07.173	29.680	36.597					
2	1:37.171	36.486	26.003	34.682					
3	1:30.980	34.624	24.300	32.056					
4	1:36.688	37.140	25.462	34.086					
5	1:29.633	33.987	23.879	31.767					
6	1:30.057	33.795	23.752	32.510					
7	1:41.462	40.728	25.795	34.939					
8	1:30.002	34.143	23.717	32.142					
9	7:35.930 B	34.021	23.845	6:38.064					
10	1:53.570	51.174	28.517	33.879					



JEREZ
FORMULA RENAULT 3.5
COLLECTIVE TEST 1

Chronological Analysis of Performances

■ Personal Best **B** Crossing the finish line in pit lane **S2** Time from 1st intermediate to 2nd intermediate
■ Session Best **S1** Time from finish line to 1st intermedia **S3** Time from 2nd intermediate to finish line **FY** Full Yellow Flag

Lap	Lap Time	S1	S2	S3	Lap	Lap Time	S1	S2	S3
11	1:38.136	35.581	25.170	37.385	19	1:48.599	46.814	28.069	33.716
12	1:39.162	39.153	25.624	34.385					
13	1:39.645	36.267	30.034	33.344					
14	1:29.875	34.185	23.730	31.960					
15	1:29.578	33.990	23.755	31.833					
16	9:12.150 B	33.959	24.004	8:14.187					
17	1:47.012	46.736	26.643	33.633					
18	1:44.056	38.046	31.071	34.939					
19	1:28.758	33.675	23.503	31.580					
20	1:39.926	36.532	25.286	38.108					

9		Matthieu VAXIVIERE			FRA
LOTUS					
1	5:53.664	4:49.200	29.587	34.877	
2	1:40.240	38.168	27.965	34.107	
3	8:22.597 B	37.365	26.844	7:18.388	
4	2:00.488	49.804	31.455	39.229	
5	1:40.939	39.361	27.713	33.865	
6	1:31.485	34.851	24.417	32.217	
7	15:50.587 B	34.437	24.485	...	
8	1:43.338	42.734	26.670	33.934	
9	1:32.419	35.330	24.525	32.564	
10	1:30.897	34.337	24.207	32.353	
11	1:30.888	34.233	24.111	32.544	
12	2:25.384 B	34.886	25.771	1:24.727	
13	2:28.201 B	58.349	25.384	1:04.468	


10		Marlon STOCKINGER			PHI
LOTUS					
1	4:55.388	3:51.273	29.189	34.926	
2	1:39.454	35.844	24.760	38.850	
3	1:31.262	34.923	24.223	32.116	
4	1:30.678	34.488	24.032	32.158	
5	1:48.634	42.005	29.036	37.593	
6	8:27.686 B	34.616	24.039	7:29.031	
7	1:44.488	43.854	27.156	33.478	
8	1:31.162	34.726	24.088	32.348	

11		Tio ELLINAS			CYP
STRAKKA RACING					
1	4:29.132	3:23.902	29.380	35.850	
2	1:46.994	47.152	25.930	33.912	
3	1:30.213	34.256	24.012	31.945	
4	1:44.784	44.031	28.352	32.401	
5	1:30.187	34.106	23.962	32.119	
6	1:51.873	43.531	32.571	35.771	
7	1:29.916	33.964	23.910	32.042	
8	1:29.724	33.996	23.857	31.871	
9	9:59.643 B	42.527	28.859	8:48.257	
10	2:00.157	58.221	27.636	34.300	
11	1:34.192	34.174	25.640	34.378	
12	1:30.221	34.107	24.120	31.994	
13	2:12.266 B	41.636	27.544	1:03.086	
14	8:11.069 B	57.245	27.613	6:46.211	
15	1:52.101	50.229	26.704	35.168	
16	1:37.155	35.821	27.450	33.884	
17	1:29.702	33.900	23.992	31.810	
18	1:29.398	33.856	23.801	31.741	

12		Gustav MALIA			SWE
STRAKKA RACING					
1	4:38.787	3:28.708	32.421	37.658	
2	1:49.744	44.195	30.855	34.694	
3	1:32.856	35.509	24.887	32.460	
4	1:30.833	34.474	24.212	32.147	
5	1:41.159	35.013	33.475	32.671	
6	1:30.698	34.431	24.076	32.191	
7	1:33.258	35.547	24.428	33.283	
8	1:30.720	34.396	24.143	32.181	
9	2:06.931 B	34.324	24.191	1:08.416	
10	8:41.243 B	54.509	24.211	7:22.523	
11	1:38.155	40.993	24.594	32.568	
12	1:30.674	34.427	24.022	32.225	
13	1:40.072	42.451	24.772	32.849	
14	1:30.969	34.198	24.076	32.695	
15	8:18.220 B	34.543	24.511	7:19.166	
16	1:50.304	46.902	27.802	35.600	
17	1:39.879	37.885	29.277	32.717	
18	1:30.316	34.377	23.866	32.073	
19	1:30.460	34.262	23.848	32.350	
20	1:48.535	45.866	30.144	32.525	
21	1:29.969	34.160	23.880	31.929	

15		Alfonso CELIS Jr			MEX
AVF					
1	2:18.168	1:13.051	29.652	35.465	
2	1:41.658	36.787	25.561	39.310	
3	6:08.849 B	35.056	24.536	5:09.257	
4	1:51.171	42.868	29.663	38.640	
5	1:34.246	34.979	25.781	33.486	
6	1:31.924	34.709	24.443	32.772	
7	1:31.579	34.713	24.101	32.765	
8	11:23.823 B	39.101	25.027	...	
9	1:52.073	51.248	27.031	33.794	
10	1:36.329	35.206	24.775	36.348	
11	1:30.391	34.159	23.944	32.288	
12	1:39.182	39.314	25.887	33.981	
13	1:30.474	34.225	23.928	32.321	
14	6:37.336 B	36.671	24.266	5:36.399	
15	2:09.179	53.732	39.517	35.930	
16	1:45.099	40.290	26.547	38.262	
17	1:29.056	33.836	23.498	31.722	
18	1:48.654	49.142	26.871	32.641	

16		Beitske VISSER			NED
AVF					
1	2:13.667	1:06.225	30.587	36.855	
2	1:39.751	38.737	26.965	34.049	
3	1:32.696	35.353	24.771	32.572	
4	1:31.225	34.684	24.252	32.289	
5	1:30.664	34.308	24.059	32.297	
6	1:39.529	37.164	27.411	34.954	
7	6:05.678 B	34.647	24.130	5:06.901	
8	1:56.957	57.411	26.090	33.456	
9	1:31.308	34.574	24.133	32.601	



JEREZ
FORMULA RENAULT 3.5
COLLECTIVE TEST 1

Chronological Analysis of Performances

■ Personal Best **B** Crossing the finish line in pit lane **S2** Time from 1st intermediate to 2nd intermediate
■ Session Best **S1** Time from finish line to 1st intermedia **S3** Time from 2nd intermediate to finish line **FY** Full Yellow Flag

Lap	Lap Time	S1	S2	S3
10	7:44.230 B	34.464	24.262	6:45.504
11	1:51.161	47.243	27.933	35.985
12	1:35.519	36.908	25.724	32.887
13	1:29.902	34.049	23.967	31.886
14	1:30.068	33.958	23.903	32.207
15	1:39.556	38.397	27.258	33.901
16	6:30.355 B	34.329	24.110	5:31.916
17	1:55.089	50.301	28.621	36.167
18	1:37.063	35.656	28.568	32.839
19	1:29.021	33.807	23.773	31.441
20	1:29.083	33.732	23.675	31.676


17 Roy NISSANY		ISR		
TECH 1 RACING				
Lap	Lap Time	S1	S2	S3
1	2:49.416	1:40.815	31.291	37.310
2	1:40.290	39.038	27.314	33.938
3	1:35.319	36.983	25.913	32.423
4	1:32.208	35.003	24.969	32.236
5	1:46.709	38.382	30.874	37.453
6	1:31.867	34.698	24.868	32.301
7	1:31.070	34.672	24.126	32.272
8	8:26.438 B	34.880	24.967	7:26.591
9	1:50.349	47.668	28.200	34.481
10	1:37.123	36.678	25.870	34.575
11	1:31.574	34.912	24.263	32.399
12	1:32.142	35.356	24.385	32.401
13	1:42.392	39.309	28.903	34.180
14	11:40.198 B	35.282	25.349	...
15	1:50.648	47.740	27.648	35.260
16	1:39.240	37.367	26.772	35.101
17	1:37.031	34.637	25.039	37.355
18	1:31.530	35.188	24.035	32.307
19	1:30.292	34.277	23.931	32.084
20	1:30.681	34.214	24.127	32.340

18 Aurélien PANIS		FRA		
TECH 1 RACING				
Lap	Lap Time	S1	S2	S3
1	2:53.140	1:46.322	28.727	38.091
2	1:40.695	37.302	26.922	36.471
3	1:33.327	34.914	24.471	33.942
4	1:31.227	34.655	24.137	32.435
5	1:47.453	39.073	30.352	38.028
6	1:31.732	34.831	24.416	32.485
7	1:31.190	34.439	24.208	32.543
8	10:29.695 B	34.550	25.216	9:29.929
9	1:43.572	43.611	26.417	33.544
10	1:38.115	36.559	25.308	36.248
11	1:40.651	36.030	29.058	35.563
12	1:31.476	34.619	24.365	32.492
13	1:42.950	35.734	30.714	36.502
14	1:31.539	34.683	24.218	32.638
15	8:17.919 B	36.935	25.640	7:15.344
16	1:50.171	48.261	27.178	34.732
17	1:38.459	36.638	26.101	35.720
18	1:30.199	34.098	24.038	32.063
19	1:29.759	34.120	23.731	31.908
20	1:40.259	38.499	26.950	34.810

20 André NEGRÃO		BRA		
INTERNATIONAL DRACO RACING				
Lap	Lap Time	S1	S2	S3
1	3:33.303	2:22.366	31.502	39.435
2	1:44.509	38.322	26.270	39.917
3	1:32.742	35.373	24.602	32.767
4	1:31.815	34.812	24.552	32.451
5	1:31.632	34.805	24.410	32.417
6	1:41.416	38.054	29.691	33.671
7	1:31.831	34.819	24.479	32.533
8	1:32.805	34.964	24.557	33.284
9	6:59.809 B	35.207	24.435	6:00.167
10	1:41.378	42.831	25.534	33.013
11	1:32.731	35.459	24.487	32.785
12	1:39.884	36.183	29.087	34.614
13	1:32.802	35.109	24.787	32.906
14	1:34.426	34.881	24.406	35.139
15	1:38.251	38.143	26.873	33.235
16	1:32.295	35.000	24.437	32.858
17	1:31.998	34.888	24.486	32.624
18	1:31.924	34.948	24.453	32.523
19	5:34.205 B	36.073	25.817	4:32.315
20	1:46.343	44.328	27.632	34.383
21	1:44.956	38.518	27.329	39.109
22	1:30.575	34.476	24.118	31.981
23	1:30.264	34.200	24.058	32.006
24	1:37.822	38.460	25.766	33.596

25 Sean GELAE		INA		
JAGONYA AYAM WITH CARLIN				
Lap	Lap Time	S1	S2	S3
1	2:57.570	1:53.301	28.911	35.358
2	1:40.077	38.752	27.346	33.979
3	1:34.477	35.359	25.987	33.131
4	1:32.265	34.770	24.901	32.594
5	1:38.572	34.592	26.792	37.188
6	1:31.521	34.561	24.474	32.486
7	1:31.113	34.334	24.342	32.437
8	1:31.078	34.470	24.307	32.301
9	12:08.541 B	34.565	24.338	...
10	1:59.021	52.981	28.864	37.176
11	1:34.328	34.602	25.563	34.163
12	1:32.010	34.755	24.525	32.730
13	1:47.611	43.524	27.722	36.365
14	1:31.665	34.688	24.353	32.624
15	7:56.319 B	34.614	24.352	6:57.353
16	1:46.362	44.734	27.186	34.442
17	1:37.115	37.452	26.261	33.402
18	1:30.309	34.097	24.065	32.147
19	1:41.429	40.494	27.546	33.389
20	1:29.886	33.997	23.978	31.911

26 Tom DILLMANN		FRA		
JAGONYA AYAM WITH CARLIN				
Lap	Lap Time	S1	S2	S3
1	3:21.724	2:09.237	32.373	40.114
2	1:43.606	39.367	26.348	37.891
3	1:31.215	34.513	24.224	32.478
4	1:44.405	42.645	27.854	33.906
5	1:30.018	34.133	23.846	32.039



JEREZ
FORMULA RENAULT 3.5
COLLECTIVE TEST 1

Chronological Analysis of Performances

■ Personal Best **B** Crossing the finish line in pit lane **S2** Time from 1st intermediate to 2nd intermediate
■ Session Best **S1** Time from finish line to 1st intermedia **S3** Time from 2nd intermediate to finish line **FY** Full Yellow Flag

Lap	Lap Time	S1	S2	S3	Lap	Lap Time	S1	S2	S3
6	1:40.351	39.420	26.987	33.944					
7	1:29.574	33.885	23.792	31.897					
8	12:33.774 B	35.770	26.781	...					
9	2:08.401	1:01.108	29.452	37.841					
10	1:30.544	34.117	24.021	32.406					
11	1:56.336	40.568	33.776	41.992					
12	1:36.006	34.205	28.451	33.350					
13	1:30.075	34.065	23.813	32.197					
14	8:44.021 B	34.088	24.235	7:45.698					
15	1:55.331	48.917	30.017	36.397					
16	1:43.038	38.585	28.429	36.024					
17	1:29.480	33.919	23.761	31.800					
18	1:48.383	38.969	29.507	39.907					

39 **Yu KANAMARU** JPN
PONS RACING

1	2:20.603	1:14.651	29.501	36.451
2	1:40.002	35.914	26.220	37.868
3	1:35.704	34.979	24.856	35.869
4	1:31.286	34.526	24.579	32.181
5	1:30.858	34.295	24.347	32.216
6	6:35.464 B	34.551	24.505	5:36.408
7	1:52.281	54.141	25.319	32.821
8	1:31.074	34.429	24.474	32.171
9	1:31.103	34.219	24.365	32.519
10	1:30.808	34.226	24.217	32.365
11	8:25.277 B	34.599	24.442	7:26.236
12	1:51.846	48.433	29.666	33.747
13	1:31.213	34.593	24.461	32.159
14	8:14.143 B	34.520	24.368	7:15.255
15	1:52.070	48.753	28.171	35.146
16	1:39.343	37.941	26.394	35.008
17	1:30.913	34.326	24.179	32.408
18	1:30.554	34.143	24.186	32.225
19	1:35.622	34.397	26.979	34.246
20	1:30.241	34.208	24.068	31.965

40 **Nikita ZLOBIN** RUS
PONS RACING

1	2:54.403	1:37.691	35.160	41.552
2	1:46.396	41.209	29.513	35.674
3	1:37.453	37.365	26.075	34.013
4	1:34.887	35.757	25.622	33.508
5	1:33.966	35.355	25.295	33.316
6	1:33.256	35.107	24.955	33.194
7	1:34.070	35.276	25.096	33.698
8	1:50.900	46.116	28.776	36.008
9	1:33.067	35.302	24.751	33.014
10	7:59.685 B	35.262	24.796	6:59.627
11	2:12.900	1:04.551	31.608	36.741
12	1:36.216	37.295	25.335	33.586
13	1:32.906	35.314	24.579	33.013
14	1:33.432	35.101	25.392	32.939
15	1:32.399	34.832	24.706	32.861
16	12:46.720 B	37.249	27.388	...
17	1:57.346	52.531	31.006	33.809
18	1:35.451	35.453	24.652	35.346
19	1:30.987	34.425	24.292	32.270