

# FORMULA RENAULT

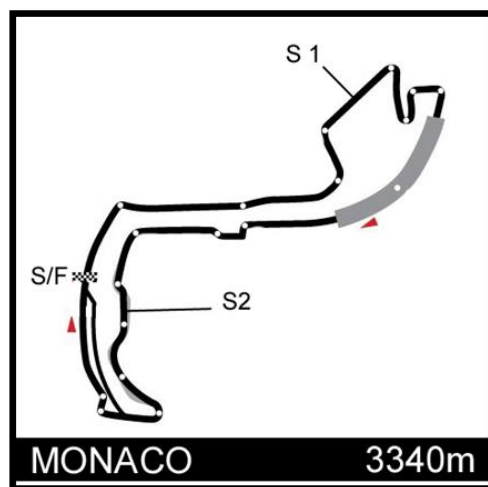
# 3.5

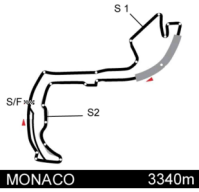
SERIES

# MONACO

## FORMULA RENAULT 3.5

### Results Booklet

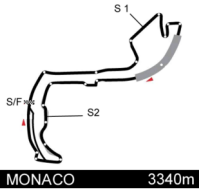




ROUND 3 : MONACO  
 FORMULA RENAULT 3.5 SERIES  
 Liste des inscrits

Num	Pilote Driver	ASN	Equipe Team	Nation	Transpondeur
1	<b>SAINZ Carlos</b>		DAMS		7430364
2	<b>NATO Norman</b>		DAMS		1042300
3	<b>SIROTKIN Sergey</b>		FORTEC MOTORSPORTS		4694023
4	<b>ROWLAND Oliver</b>	R	FORTEC MOTORSPORTS		4588466
5	<b>FANTIN Pietro</b>		INTERNATIONAL DRACO RACING		2651802
6	<b>GHIOTTO Luca</b>	R	INTERNATIONAL DRACO RACING		6392765
7	<b>GASLY Pierre</b>	R	ARDEN MOTORSPORT		3797646
8	<b>BULLER William</b>		ARDEN MOTORSPORT		2160344
9	<b>SØRENSEN Marco</b>		TECH 1 RACING		5670737
11	<b>STEVENS Will</b>		STRAKKA RACING		9578197
12	<b>LAINÉ Matias</b>		STRAKKA RACING		7309473
15	<b>STOCKINGER Marlon</b>		LOTUS		5240923
16	<b>VAXIVIERE Matthieu</b>	R	LOTUS		6742767
17	<b>JAAFAR Jazeman</b>		ISR		6166582
19	<b>VISSER Beitske</b>	R	AVF		8295985
20	<b>AMBERG Zoel</b>		AVF		3554255
21	<b>MAVLANOV Roman</b>	R	ZETA CORSE		1310856
22	<b>MERHI Roberto</b>	R	ZETA CORSE		5959520
25	<b>WEBB Oliver</b>		PONS RACING		961221
26	<b>VAN BUUREN Meindert</b>	R	PONS RACING		9706642
28	<b>RODA Andrea</b>	R	COMTEC RACING		2477089
1001	<b>Safety Car</b>				5498854

22 Concurrents / Competitors



ROUND 3 : MONACO  
 FORMULA RENAULT 3.5 SERIES

Essais Libres / Free Practice

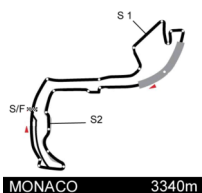
Classement de la séance / Session classification

Définitif

Cl Rnk	Num	Pilote Driver	ASN	Equipe Team	Natio n	Secteur 1 Sector 1	Secteur 2 Sector 2	Secteur 3 Sector 3	Temps Time	Tour Lap	Tour Lap	Ecart Gap	Vitesse Speed
1	2	<b>NATO Norman</b>		DAMS		21.443	42.719	20.487	<b>1:24.649</b>	18	19		142,04
2	1	<b>SAINZ Carlos</b>		DAMS		21.309	42.625	20.755	<b>1:24.689</b>	20	22	+0.040	141,97
3	17	<b>JAAFAR Jazeman</b>		ISR		21.743	42.916	20.603	<b>1:25.262</b>	19	19	+0.613	141,02
4	3	<b>SIROTKIN Sergey</b>		FORTEC MOTORSPORTS		21.587	42.921	20.857	<b>1:25.365</b>	21	25	+0.716	140,85
5	5	<b>FANTIN Pietro</b>		INTERNATIONAL DRACO RACING		21.465	42.892	21.012	<b>1:25.369</b>	21	21	+0.720	140,84
6	20	<b>AMBERG Zoel</b>		AVF		21.477	42.902	21.011	<b>1:25.390</b>	20	22	+0.741	140,81
7	4	<b>ROWLAND Oliver</b>		FORTEC MOTORSPORTS		21.710	42.977	20.802	<b>1:25.489</b>	21	25	+0.840	140,64
8	8	<b>BULLER William</b>		ARDEN MOTORSPORT		21.765	43.326	20.799	<b>1:25.890</b>	22	23	+1.241	139,99
9	9	<b>SØRENSEN Marco</b>		TECH 1 RACING		22.026	43.367	20.835	<b>1:26.228</b>	17	18	+1.579	139,44
10	16	<b>VAXIVIERE Matthieu</b>		LOTUS		21.880	43.466	20.905	<b>1:26.251</b>	21	22	+1.602	139,40
11	12	<b>LAINE Matias</b>		STRAKKA RACING		21.912	43.513	20.846	<b>1:26.271</b>	19	22	+1.622	139,37
12	15	<b>STOCKINGER Marlon</b>		LOTUS		21.803	43.533	21.159	<b>1:26.495</b>	20	20	+1.846	139,01
13	7	<b>GASLY Pierre</b>		ARDEN MOTORSPORT		21.872	43.808	20.878	<b>1:26.558</b>	21	23	+1.909	138,91
14	11	<b>STEVENS Will</b>		STRAKKA RACING		21.869	43.747	21.037	<b>1:26.653</b>	20	25	+2.004	138,76
15	22	<b>MERHI Roberto</b>		ZETA CORSE		22.295	43.535	21.120	<b>1:26.950</b>	17	22	+2.301	138,28
16	21	<b>MAVLANOV Roman</b>		ZETA CORSE		22.219	43.995	21.275	<b>1:27.489</b>	19	21	+2.840	137,43
17	19	<b>VISSER Beitske</b>		AVF		22.099	43.848	21.545	<b>1:27.492</b>	21	21	+2.843	137,42
18	25	<b>WEBB Oliver</b>		PONS RACING		22.218	44.300	21.010	<b>1:27.528</b>	17	19	+2.879	137,37
19	26	<b>VAN BUUREN Meindert</b>		PONS RACING		22.501	44.383	21.897	<b>1:28.781</b>	17	20	+4.132	135,43
20	6	<b>GHIOTTO Luca</b>		INTERNATIONAL DRACO RACING		22.293	44.544	22.096	<b>1:28.933</b>	8	11	+4.284	135,20

Non Qualifiés / Not Qualified - Limit = 1:30.574

21	28	<b>RODA Andrea</b>		COMTEC RACING		24.008	48.222	23.256	<b>1:35.486</b>	10	12	+10.837	125,92
----	----	--------------------	--	---------------	--	--------	--------	--------	-----------------	----	----	---------	--------



ROUND 3 : MONACO  
FORMULA RENAULT 3.5 SERIES  
Essais Libres / Free Practice  
Historique / Records

Seq	Num	Secteur 1 Sector 1	Secteur 2 Sector 2	Secteur 3 Sector 3	Tour Lap	Temps Time
<b>1 SAINZ Carlos</b>						
11						START
16	1			25:11.415	1	
34	1	36.623	56.577	25.641	2	1:58.841
54	1	26.272	49.696	25.155	3	1:41.123
75	1	24.389	47.083	22.859	4	1:34.331
95	1	23.563	46.605	22.201	5	1:32.369
114	1	23.082	48.466	23.290	6	1:34.838
134	1	24.660	45.683	21.954	7	1:32.297
153	1	22.372	45.069	22.085	8	1:29.526
174	1	22.132	44.382	21.350	9	1:27.864
195	1	22.098	43.625	21.143	10	1:26.866
215	1	21.767	43.943	27.726	11	1:33.436
235	1	21.826	43.300	21.058	12	1:26.184
239						RED FLAG
243						START
288	1	28.553	55.662	8:13.883	13	
304	1	33.203	53.414	24.522	14	1:51.139
322	1	24.056	47.276	22.276	15	1:33.608
341	1	23.010	44.412	21.618	16	1:29.040
359	1	21.706	43.320	21.017	17	1:26.043
376	1	21.545	43.178	20.952	18	1:25.675
395	1	23.143	50.168	21.788	19	1:35.099
415	1	21.309	42.625	20.755	20	1:24.689
433						RED FLAG
435						START
440	1				21	
446						FINISH
451	1	25.820	45.654	21.272	22	1:32.746

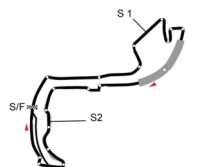
**2 NATO Norman**

11						START
17	2			25:15.762	1	
35	2	37.468	57.303	24.717	2	1:59.488
56	2	26.250	49.241	24.253	3	1:39.744
76	2	25.986	51.339	24.158	4	1:41.483
97	2	23.811	45.838	23.179	5	1:32.828
118	2	24.050	51.952	23.228	6	1:39.230
138	2	23.353	47.543	22.661	7	1:33.557
159	2	22.789	45.190	21.999	8	1:29.978
181	2	23.118	55.199	29.897	9	1:48.214
202	2	22.497	44.313	21.539	10	1:28.349
222	2	22.014	44.495	28.680	11	1:35.189
239						RED FLAG
242	2	22.104	44.269	22.810	11	

Seq	Num	Secteur 1 Sector 1	Secteur 2 Sector 2	Secteur 3 Sector 3	Tour Lap	Temps Time
243						START
284	2	36.524	55.916	7:03.803	12	
303	2	43.945	54.983	24.250	13	2:03.178
321	2	24.620	47.182	21.554	14	1:33.356
340	2	21.979	43.126	20.805	15	1:25.910
357	2	21.496	42.787	20.747	16	1:25.030
374	2	21.372	50.154	22.112	17	1:33.638
393	2	21.443	42.719	20.487	18	1:24.649
413	2	21.311	42.346	27.495	19	1:31.152
433						RED FLAG
435						START
446						FINISH

**3 SIROTKIN Sergey**

11						START
12	3			24:59.375	1	
29	3	36.409	55.080	24.085	2	1:55.574
49	3	25.746	50.991	22.862	3	1:39.599
68	3	24.298	48.969	28.719	4	1:41.986
88	3	23.831	46.837	22.050	5	1:32.718
108	3	24.111	46.707	25.992	6	1:36.810
129	3	23.032	45.460	21.567	7	1:30.059
150	3	22.750	44.952	21.475	8	1:29.177
171	3	22.503	44.637	26.111	9	1:33.251
192	3	22.624	44.582	21.433	10	1:28.639
211	3	22.253	47.401	23.506	11	1:33.160
231	3	22.138	43.769	20.977	12	1:26.884
239						RED FLAG
243						START
246	3	22.020	52.261	4:00.580	13	
257	3	34.903	56.689	22.944	14	1:54.536
274	3	23.803	45.589	21.393	15	1:30.785
290	3	21.983	43.786	30.331	16	1:36.100
305	3	28.442	45.827	21.695	17	1:35.964
323	3	21.894	43.513	20.921	18	1:26.328
342	3	21.780	46.979	21.176	19	1:29.935
360	3	21.659	43.167	20.761	20	1:25.587
377	3	21.587	42.921	20.857	21	1:25.365
396	3	22.426	50.071	22.713	22	1:35.210
418	3	21.501	59.215	21.362	23	1:42.078
433						RED FLAG
435						START
436	3				24	
446						FINISH
448	3	29.854	47.716	22.411	25	1:39.981



MONACO 3340m

ROUND 3 : MONACO  
FORMULA RENAULT 3.5 SERIES  
Essais Libres / Free Practice  
Historique / Records

Seq	Num	Secteur 1 Sector 1	Secteur 2 Sector 2	Secteur 3 Sector 3	Tour Lap	Temps Time
<b>4 ROWLAND Oliver</b>						
11						START
13	4			24:59.592	1	
28	4	32.955	53.785	24.107	2	1:50.847
48	4	26.926	49.672	23.181	3	1:39.779
67	4	24.984	50.435	27.940	4	1:43.359
87	4	24.015	47.141	22.365	5	1:33.521
107	4	24.628	46.315	25.168	6	1:36.111
128	4	23.526	45.281	21.574	7	1:30.381
149	4	22.796	44.734	21.398	8	1:28.928
170	4	22.528	44.652	26.125	9	1:33.305
191	4	22.510	44.080	21.136	10	1:27.726
210	4	22.959	48.030	23.209	11	1:34.198
230	4	22.313	43.630	21.018	12	1:26.961
239						RED FLAG
243						START
244	4	21.934	48.712	3:35.927	13	
254	4	27.789	47.768	21.635	14	1:37.192
268	4	22.998	47.795	26.845	15	1:37.638
283	4	22.027	46.549	22.321	16	1:30.897
316	4	22.496	46.722	1:52.417	17	3:01.635
337	4	34.592	52.828	22.844	18	1:50.264
355	4	22.900	44.770	23.322	19	1:30.992
372	4	21.932	43.185	20.709	20	1:25.826
391	4	21.710	42.977	20.802	21	1:25.489
411	4	23.867	47.954	30.146	22	1:41.967
431	4	22.107	42.916	22.455	23	1:27.478
433						RED FLAG
435						START
437	4				24	
446						FINISH
447	4	26.741	48.122	21.844	25	1:36.707

**5 FANTIN Pietro**

11						START
24	5			25:46.273	1	
44	5	35.246	56.337	26.745	2	1:58.328
64	5	25.615	49.397	23.399	3	1:38.411
84	5	25.043	47.594	22.593	4	1:35.230
105	5	23.370	46.405	22.311	5	1:32.086
126	5	23.107	45.438	22.111	6	1:30.656
146	5	22.649	47.789	23.758	7	1:34.196
167	5	22.508	44.561	21.505	8	1:28.574
188	5	22.154	44.065	21.465	9	1:27.684
209	5	22.058	47.717	30.733	10	1:40.508
229	5	22.248	43.677	21.462	11	1:27.387
239						RED FLAG

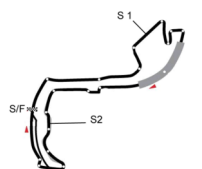
Seq	Num	Secteur 1 Sector 1	Secteur 2 Sector 2	Secteur 3 Sector 3	Tour Lap	Temps Time
243						START
265	5	21.837	46.503	6:47.945	12	
285	5	33.610	52.559	24.544	13	1:50.713
300	5	23.746	45.758	22.032	14	1:31.536
317	5	21.805	43.855	21.166	15	1:26.826
335	5	21.548	43.113	27.717	16	1:32.378
353	5	22.006	48.180	26.364	17	1:36.550
370	5	21.738	42.943	21.089	18	1:25.770
389	5	21.333	43.289	26.016	19	1:30.638
409	5	21.424	50.184	28.962	20	1:40.570
429	5	21.465	42.892	21.012	21	1:25.369
433						RED FLAG
435						START
446						FINISH

**6 GHIOTTO Luca**

11						START
25	6			25:49.415	1	
46	6	35.298	57.954	25.200	2	1:58.452
70	6	25.928	54.529	28.166	3	1:48.623
90	6	26.382	48.847	23.318	4	1:38.547
110	6	23.866	47.039	23.016	5	1:33.921
131	6	23.239	46.617	24.982	6	1:34.838
152	6	22.706	45.652	21.828	7	1:30.186
173	6	22.293	44.544	22.096	8	1:28.933
194	6	22.328	45.151	21.560	9	1:29.039
213	6	22.067	47.590	22.364	10	1:32.021
233	6	21.996	45.701	21.555	11	1:29.252
239						RED FLAG
243						START
433						RED FLAG
435						START
446						FINISH

**7 GASLY Pierre**

11						START
30	7			26:43.195	1	
52	7	35.886	54.502	24.208	2	1:54.596
73	7	25.957	49.178	23.264	3	1:38.399
94	7	24.335	47.539	23.267	4	1:35.141
116	7	25.478	48.088	27.560	5	1:41.126
137	7	23.663	52.253	23.828	6	1:39.744
158	7	23.571	46.166	22.297	7	1:32.034
179	7	23.044	50.276	27.121	8	1:40.441
200	7	23.099	45.245	21.929	9	1:30.273
220	7	22.590	46.507	23.352	10	1:32.449



MONACO 3340m

ROUND 3 : MONACO  
FORMULA RENAULT 3.5 SERIES  
Essais Libres / Free Practice  
Historique / Records

Seq	Num	Secteur 1 Sector 1	Secteur 2 Sector 2	Secteur 3 Sector 3	Tour Lap	Temps Time
239						RED FLAG
240	7	22.588	44.405	21.404	10	
243						START
250	7	30.362	55.175	3:50.215	11	
264	7	29.914	48.663	22.529	12	1:41.106
280	7	23.382	46.327	21.803	13	1:31.512
298	7	22.777	53.019	23.984	14	1:39.780
314	7	22.587	44.579	21.364	15	1:28.530
333	7	22.079	44.450	34.007	16	1:40.536
351	7	22.032	43.993	21.300	17	1:27.325
368	7	21.882	51.410	22.730	18	1:36.022
387	7	21.958	43.495	21.119	19	1:26.572
407	7	22.251	51.875	25.350	20	1:39.476
427	7	21.872	43.808	20.878	21	1:26.558
433						RED FLAG
435						START
441	7				22	
446						FINISH
452	7	25.638	46.669	21.704	23	1:34.011

8 BULLER William

Seq	Num	Secteur 1 Sector 1	Secteur 2 Sector 2	Secteur 3 Sector 3	Tour Lap	Temps Time
11						START
18	8		25:19.729		1	
36	8	34.413	56.029	25.145	2	1:55.587
57	8	26.129	49.736	23.490	3	1:39.355
78	8	24.352	49.656	29.830	4	1:43.838
99	8	23.743	46.958	22.693	5	1:33.394
120	8	23.998	47.801	31.135	6	1:42.934
142	8	23.356	47.886	29.294	7	1:40.536
163	8	23.161	45.500	22.114	8	1:30.775
184	8	22.876	44.810	25.211	9	1:32.897
205	8	25.596	50.709	22.021	10	1:38.326
225	8	22.662	44.365	21.538	11	1:28.565
239						RED FLAG
243						START
247	8	22.372	44.568	4:51.684	12	
259	8	31.537	53.114	23.945	13	1:48.596
277	8	23.181	45.838	22.927	14	1:31.946
293	8	24.467	46.023	24.880	15	1:35.370
308	8	23.713	46.647	25.449	16	1:35.809
326	8	22.325	43.961	21.221	17	1:27.507
343	8	21.965	44.789	25.116	18	1:31.870
361	8	22.100	43.691	21.106	19	1:26.897
385	8	21.807	1:10.804	27.008	20	1:59.619
405	8	22.127	46.300	21.250	21	1:29.677
425	8	21.765	43.326	20.799	22	1:25.890
433						RED FLAG
435						START

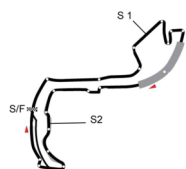
Seq	Num	Secteur 1 Sector 1	Secteur 2 Sector 2	Secteur 3 Sector 3	Tour Lap	Temps Time
444	8				23	
446						FINISH

9 SØRENSEN Marco

Seq	Num	Secteur 1 Sector 1	Secteur 2 Sector 2	Secteur 3 Sector 3	Tour Lap	Temps Time
11						START
26	9		25:51.632		1	
47	9	35.139	53.744	23.483	2	1:52.366
66	9	24.971	50.376	25.703	3	1:41.050
86	9	24.354	47.386	22.700	4	1:34.440
106	9	23.965	46.477	22.045	5	1:32.487
127	9	22.899	45.143	21.395	6	1:29.437
148	9	22.837	44.581	21.548	7	1:28.966
169	9	24.473	48.673	22.829	8	1:35.975
190	9	22.694	44.456	21.385	9	1:28.535
239						RED FLAG
243						START
245	9	24.513	45.327	6:50.727	10	
256	9	32.020	48.866	22.150	11	1:43.036
271	9	22.813	44.855	30.404	12	1:38.072
318	9	22.519	44.805	3:17.456	13	4:24.780
339	9	29.286	53.186	23.382	14	1:45.854
358	9	24.158	53.436	21.832	15	1:39.426
375	9	22.260	43.934	24.470	16	1:30.664
394	9	22.026	43.367	20.835	17	1:26.228
414	9	21.740	42.977	24.839	18	1:29.556
433						RED FLAG
434	9	23.851	48.131	22.701	18	
435						START
446						FINISH

11 STEVENS Will

Seq	Num	Secteur 1 Sector 1	Secteur 2 Sector 2	Secteur 3 Sector 3	Tour Lap	Temps Time
11						START
14	11		25:04.329		1	
32	11	35.819	56.807	24.981	2	1:57.607
51	11	29.675	50.942	23.481	3	1:44.098
72	11	24.968	48.437	22.709	4	1:36.114
92	11	23.974	49.349	24.593	5	1:37.916
112	11	25.949	48.807	22.444	6	1:37.200
133	11	23.288	46.506	22.056	7	1:31.850
154	11	23.253	46.994	23.664	8	1:33.911
175	11	22.731	45.369	21.772	9	1:29.872
196	11	22.612	44.890	21.660	10	1:29.162
216	11	22.379	44.386	21.705	11	1:28.470
236	11	22.620	48.034	22.518	12	1:33.172
239						RED FLAG
243						START



MONACO 3340m

ROUND 3 : MONACO  
FORMULA RENAULT 3.5 SERIES  
Essais Libres / Free Practice  
Historique / Records

Seq	Num	Secteur 1 Sector 1	Secteur 2 Sector 2	Secteur 3 Sector 3	Tour Lap	Temps Time
255	11	30.057	54.898	4:35.701	13	
269	11	31.855	50.308	24.001	14	1:46.164
287	11	23.505	46.676	22.279	15	1:32.460
301	11	24.004	46.804	22.091	16	1:32.899
319	11	22.568	44.451	21.320	17	1:28.339
336	11	23.390	44.203	21.195	18	1:28.788
354	11	21.927	53.302	23.369	19	1:38.598
371	11	21.869	43.747	21.037	20	1:26.653
390	11	22.002	45.000	21.380	21	1:28.382
410	11	21.818	47.833	30.044	22	1:39.695
430	11	22.014	43.747	21.356	23	1:27.117
433						RED FLAG
435						START
438	11				24	
446						FINISH
449	11	26.373	46.160	21.937	25	1:34.470

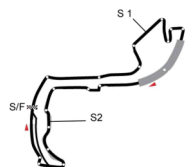
12 LAINE Matias

Seq	Num	Secteur 1 Sector 1	Secteur 2 Sector 2	Secteur 3 Sector 3	Tour Lap	Temps Time
11						START
15	12			25:04.719	1	
33	12	36.722	56.977	25.154	2	1:58.853
53	12	28.913	55.194	24.159	3	1:48.266
74	12	24.973	49.615	22.952	4	1:37.540
96	12	23.618	54.548	24.950	5	1:43.116
117	12	23.312	46.681	22.397	6	1:32.390
139	12	23.326	55.099	27.001	7	1:45.426
160	12	23.153	46.115	21.837	8	1:31.105
180	12	22.599	45.441	29.242	9	1:37.282
201	12	22.554	45.377	21.880	10	1:29.811
221	12	22.437	45.159	27.453	11	1:35.049
239						RED FLAG
241	12	22.365	45.119	21.827	11	
243						START
276	12	36.493	55.531	6:24.327	12	
295	12	38.627	53.623	23.933	13	1:56.183
312	12	23.695	45.918	21.875	14	1:31.488
330	12	22.627	47.105	29.356	15	1:39.088
348	12	22.160	44.485	21.030	16	1:27.675
366	12	21.957	43.748	20.981	17	1:26.686
383	12	21.686	46.216	27.217	18	1:35.119
403	12	21.912	43.513	20.846	19	1:26.271
423	12	21.790	43.496	21.061	20	1:26.347
433						RED FLAG
435						START
439	12				21	
446						FINISH
450	12	26.427	45.078	21.494	22	1:32.999

Seq	Num	Secteur 1 Sector 1	Secteur 2 Sector 2	Secteur 3 Sector 3	Tour Lap	Temps Time
11						START
38	15			27:21.188	1	
60	15	34.197	56.775	26.108	2	1:57.080
81	15	25.814	50.164	26.136	3	1:42.114
102	15	24.367	47.305	22.950	4	1:34.622
123	15	23.777	48.326	23.979	5	1:36.082
144	15	22.996	45.684	22.227	6	1:30.907
165	15	22.809	46.426	26.677	7	1:35.912
186	15	22.667	44.979	21.793	8	1:29.439
207	15	22.556	45.095	27.482	9	1:35.133
227	15	22.551	44.390	21.766	10	1:28.707
239						RED FLAG
243						START
262	15	22.389	47.038	6:40.557	11	
281	15	31.235	53.024	22.774	12	1:47.033
299	15	23.956	46.983	26.083	13	1:37.022
315	15	22.974	44.565	21.452	14	1:28.991
332	15	22.238	44.652	27.364	15	1:34.254
350	15	22.456	44.209	21.381	16	1:28.046
367	15	22.084	44.530	26.244	17	1:32.858
386	15	22.012	43.766	25.402	18	1:31.180
406	15	21.978	45.254	26.211	19	1:33.443
426	15	21.803	43.533	21.159	20	1:26.495
433						RED FLAG
435						START
446						FINISH

16 VAXIVIERE Matthieu

Seq	Num	Secteur 1 Sector 1	Secteur 2 Sector 2	Secteur 3 Sector 3	Tour Lap	Temps Time
11						START
27	16			26:22.010	1	
50	16	33.285	57.029	24.825	2	1:55.139
71	16	26.236	50.168	23.391	3	1:39.795
93	16	25.602	56.102	24.024	4	1:45.728
115	16	25.791	50.637	23.775	5	1:40.203
136	16	24.282	49.157	22.890	6	1:36.329
157	16	23.514	47.112	25.111	7	1:35.737
178	16	23.165	49.353	25.873	8	1:38.391
198	16	22.964	45.608	22.645	9	1:31.217
218	16	22.456	45.074	21.584	10	1:29.114
238	16	22.509	44.658	21.363	11	1:28.530
239						RED FLAG
243						START
260	16	27.981	1:01.682	5:15.455	12	
278	16	30.088	49.405	23.027	13	1:42.520
294	16	24.014	46.492	22.518	14	1:33.024
310	16	23.301	44.919	21.890	15	1:30.110



MONACO 3340m

ROUND 3 : MONACO  
FORMULA RENAULT 3.5 SERIES  
Essais Libres / Free Practice  
Historique / Records

Seq	Num	Secteur 1 Sector 1	Secteur 2 Sector 2	Secteur 3 Sector 3	Tour Lap	Temps Time
328	16	22.939	49.729	23.757	16	1:36.425
346	16	22.591	<b>44.050</b>	<b>21.062</b>	17	<b>1:27.703</b>
364	16	<b>22.014</b>	44.748	22.114	18	1:28.876
384	16	23.871	54.683	28.352	19	1:46.906
404	16	22.038	<b>43.553</b>	<b>20.954</b>	20	<b>1:26.545</b>
424	16	<b>21.880</b>	<b>43.466</b>	<b>20.905</b>	21	<b>1:26.251</b>
433						RED FLAG
435						START
445	16				22	
446						FINISH

17 JAAFAR Jazeman

11						START
42	17			<b>27:22.089</b>	1	
65	17	<b>34.759</b>	<b>1:00.669</b>	<b>26.591</b>	2	<b>2:02.019</b>
89	17	<b>25.513</b>	<b>56.446</b>	<b>23.766</b>	3	<b>1:45.725</b>
109	17	<b>23.629</b>	<b>45.828</b>	<b>22.078</b>	4	<b>1:31.535</b>
130	17	25.497	46.619	23.562	5	1:35.678
151	17	<b>22.718</b>	<b>44.093</b>	<b>21.259</b>	6	<b>1:28.070</b>
172	17	<b>22.593</b>	46.520	23.655	7	1:32.768
193	17	<b>22.385</b>	<b>44.034</b>	<b>21.245</b>	8	<b>1:27.664</b>
214	17	<b>22.330</b>	53.738	23.648	9	1:39.716
234	17	<b>22.213</b>	<b>43.314</b>	<b>20.906</b>	10	<b>1:26.433</b>
239						RED FLAG
243						START
272	17	26.179	1:01.495	6:38.302	11	
289	17	33.060	55.054	29.596	12	1:57.710
311	17	31.665	54.432	29.946	13	1:56.043
329	17	26.298	49.435	24.736	14	1:40.469
347	17	22.241	43.752	<b>20.774</b>	15	1:26.767
365	17	<b>21.861</b>	<b>42.873</b>	20.971	16	<b>1:25.705</b>
382	17	25.175	47.964	21.863	17	1:35.002
402	17	<b>21.713</b>	44.097	22.287	18	1:28.097
422	17	21.743	42.916	<b>20.603</b>	19	<b>1:25.262</b>
433						RED FLAG
435						START
446						FINISH

19 VISSER Beitske

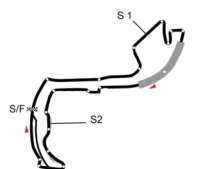
11						START
23	19			<b>25:37.753</b>	1	
45	19	<b>37.192</b>	<b>1:03.042</b>	<b>27.910</b>	2	<b>2:08.144</b>
69	19	<b>28.178</b>	<b>54.899</b>	30.466	3	<b>1:53.543</b>
91	19	<b>26.387</b>	56.677	<b>24.636</b>	4	<b>1:47.700</b>
113	19	<b>25.918</b>	<b>50.529</b>	<b>23.323</b>	5	<b>1:39.770</b>
135	19	<b>24.788</b>	<b>48.912</b>	<b>22.916</b>	6	<b>1:36.616</b>

Seq	Num	Secteur 1 Sector 1	Secteur 2 Sector 2	Secteur 3 Sector 3	Tour Lap	Temps Time
156	19	<b>24.085</b>	<b>46.800</b>	<b>22.342</b>	7	<b>1:33.227</b>
176	19	<b>23.546</b>	<b>46.602</b>	<b>22.054</b>	8	<b>1:32.202</b>
197	19	<b>23.080</b>	<b>45.349</b>	<b>21.730</b>	9	<b>1:30.159</b>
217	19	<b>23.001</b>	45.716	21.789	10	1:30.506
237	19	23.167	<b>45.277</b>	<b>21.538</b>	11	<b>1:29.982</b>
239						RED FLAG
243						START
253	19	33.187	58.658	4:11.814	12	
270	19	34.895	55.354	24.789	13	1:55.038
292	19	25.116	48.316	1:05.676	14	2:19.108
309	19	24.841	48.494	26.040	15	1:39.375
327	19	23.360	45.397	21.913	16	1:30.670
345	19	<b>22.771</b>	<b>44.799</b>	24.843	17	1:32.413
363	19	22.999	45.861	22.095	18	1:30.955
381	19	<b>22.659</b>	<b>44.514</b>	<b>21.471</b>	19	<b>1:28.644</b>
401	19	<b>22.182</b>	<b>43.925</b>	<b>21.403</b>	20	<b>1:27.510</b>
420	19	<b>22.099</b>	<b>43.848</b>	21.545	21	<b>1:27.492</b>
433						RED FLAG
435						START
446						FINISH

20 AMBERG Zoel

11						START
22	20			<b>25:38.626</b>	1	
43	20	<b>33.996</b>	<b>55.954</b>	<b>25.238</b>	2	<b>1:55.188</b>
62	20	<b>27.326</b>	<b>49.202</b>	<b>23.687</b>	3	<b>1:40.215</b>
83	20	<b>23.865</b>	<b>47.551</b>	<b>22.892</b>	4	<b>1:34.308</b>
103	20	24.497	<b>46.446</b>	<b>22.505</b>	5	<b>1:33.448</b>
124	20	<b>23.176</b>	46.735	24.169	6	1:34.080
145	20	23.580	49.475	24.480	7	1:37.535
166	20	<b>22.936</b>	<b>45.123</b>	<b>22.137</b>	8	<b>1:30.196</b>
187	20	<b>22.373</b>	<b>44.771</b>	<b>21.858</b>	9	<b>1:29.002</b>
208	20	22.537	46.964	28.905	10	1:38.406
228	20	<b>22.139</b>	<b>44.422</b>	<b>21.403</b>	11	<b>1:27.964</b>
239						RED FLAG
243						START
251	20	<b>21.877</b>	46.599	5:07.420	12	
266	20	29.458	53.563	25.026	13	1:48.047
282	20	24.743	45.415	22.217	14	1:32.375
324	20	23.514	45.789	2:49.405	15	3:58.708
344	20	30.146	51.584	24.558	16	1:46.288
362	20	24.063	45.706	21.993	17	1:31.762
380	20	22.143	<b>43.988</b>	21.452	18	<b>1:27.583</b>
399	20	<b>21.473</b>	<b>42.965</b>	<b>20.960</b>	19	<b>1:25.398</b>
419	20	21.477	<b>42.902</b>	21.011	20	<b>1:25.390</b>
433						RED FLAG
435						START
443	20				21	





MONACO 3340m

ROUND 3 : MONACO  
FORMULA RENAULT 3.5 SERIES  
Essais Libres / Free Practice  
Historique / Records

Seq	Num	Secteur 1 Sector 1	Secteur 2 Sector 2	Secteur 3 Sector 3	Tour Lap	Temps Time
446						FINISH
454	20	27.664	46.057	22.094	22	1:35.815

21 MAVLANOV Roman

Seq	Num	Secteur 1 Sector 1	Secteur 2 Sector 2	Secteur 3 Sector 3	Tour Lap	Temps Time
11						START
21	21			25:28.289	1	
40	21	34.486	57.566	25.291	2	1:57.343
61	21	26.753	52.642	23.924	3	1:43.319
82	21	25.102	49.663	24.220	4	1:38.985
104	21	27.440	51.313	23.639	5	1:42.392
125	21	23.409	47.347	22.731	6	1:33.487
147	21	23.346	50.839	25.039	7	1:39.224
168	21	23.346	46.436	22.899	8	1:32.681
189	21	22.865	45.656	22.047	9	1:30.568
212	21	28.358	50.404	23.209	10	1:41.971
232	21	22.767	44.234	21.693	11	1:28.694
239						RED FLAG
243						START
263	21	28.625	1:04.147	6:06.692	12	
286	21	34.647	55.030	26.903	13	1:56.580
302	21	24.922	49.155	23.352	14	1:37.429
320	21	23.104	44.822	22.314	15	1:30.240
338	21	23.287	50.905	23.271	16	1:37.463
356	21	22.726	45.142	23.173	17	1:31.041
373	21	22.337	44.220	21.424	18	1:27.981
392	21	22.219	43.995	21.275	19	1:27.489
412	21	22.356	45.431	30.795	20	1:38.582
432	21	22.412	44.062	21.230	21	1:27.704
433						RED FLAG
435						START
446						FINISH

22 MERHI Roberto

Seq	Num	Secteur 1 Sector 1	Secteur 2 Sector 2	Secteur 3 Sector 3	Tour Lap	Temps Time
11						START
20	22			25:20.412	1	
37	22	30.153	53.744	24.792	2	1:48.689
58	22	26.340	49.437	23.224	3	1:39.001
79	22	24.679	47.768	22.766	4	1:35.213
100	22	24.720	54.092	25.477	5	1:44.289
121	22	24.133	45.712	22.232	6	1:32.077
141	22	23.615	46.413	23.804	7	1:33.832
162	22	23.388	44.646	22.011	8	1:30.045
182	22	22.990	44.535	30.460	9	1:37.985
203	22	22.863	44.215	21.566	10	1:28.644
223	22	22.658	44.270	27.508	11	1:34.436
239						RED FLAG

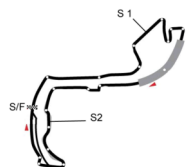
Seq	Num	Secteur 1 Sector 1	Secteur 2 Sector 2	Secteur 3 Sector 3	Tour Lap	Temps Time
243						START
248	22	22.673	44.686	4:57.331	12	
258	22	29.033	46.521	23.107	13	1:38.661
275	22	22.711	45.139	24.209	14	1:32.059
291	22	22.651	44.236	26.186	15	1:33.073
306	22	28.635	47.901	22.723	16	1:39.259
325	22	22.295	43.535	21.120	17	1:26.950
378	22	22.229	45.136	3:08.584	18	4:15.949
398	22	27.654	48.471	23.144	19	1:39.269
417	22	24.108	46.889	22.271	20	1:33.268
433						RED FLAG
435						START
442	22				21	
446						FINISH
453	22	25.966	48.943	23.656	22	1:38.565

25 WEBB Oliver

Seq	Num	Secteur 1 Sector 1	Secteur 2 Sector 2	Secteur 3 Sector 3	Tour Lap	Temps Time
11						START
31	25			26:04.666	1	
55	25	36.430	58.653	26.327	2	2:01.410
77	25	27.213	53.217	24.531	3	1:44.961
98	25	25.137	49.415	23.737	4	1:38.289
119	25	24.220	47.733	22.923	5	1:34.876
140	25	23.499	46.921	28.287	6	1:38.707
161	25	23.611	46.035	22.228	7	1:31.874
183	25	23.034	46.369	32.864	8	1:42.267
204	25	23.294	45.467	21.884	9	1:30.645
224	25	22.785	44.905	24.744	10	1:32.434
239						RED FLAG
243						START
252	25	24.805	50.583	5:25.737	11	
267	25	29.060	48.446	24.550	12	1:42.056
307	25	23.699	53.052	2:52.773	13	4:09.524
334	25	35.321	57.116	29.008	14	2:01.445
352	25	24.365	46.951	23.041	15	1:34.357
369	25	22.734	45.012	21.318	16	1:29.064
388	25	22.218	44.300	21.010	17	1:27.528
408	25	22.345	51.699	26.967	18	1:41.011
428	25	22.267	44.158	21.181	19	1:27.606
433						RED FLAG
435						START
446						FINISH

26 VAN BUUREN Meindert

Seq	Num	Secteur 1 Sector 1	Secteur 2 Sector 2	Secteur 3 Sector 3	Tour Lap	Temps Time
11						START
39	26			26:54.479	1	



MONACO 3340m

ROUND 3 : MONACO  
FORMULA RENAULT 3.5 SERIES  
Essais Libres / Free Practice  
Historique / Records

Seq	Num	Secteur 1 Sector 1	Secteur 2 Sector 2	Secteur 3 Sector 3	Tour Lap	Temps Time
59	26	33.280	54.968	24.974	2	1:53.222
80	26	26.035	50.385	24.132	3	1:40.552
101	26	25.013	48.948	23.211	4	1:37.172
122	26	24.029	47.121	22.698	5	1:33.848
143	26	23.520	46.763	22.654	6	1:32.937
164	26	23.093	46.137	22.122	7	1:31.352
185	26	22.848	45.694	22.189	8	1:30.731
206	26	22.810	48.647	23.148	9	1:34.605
226	26	22.683	45.400	22.077	10	1:30.160
239						RED FLAG
243						START
249	26	22.550	45.317	4:58.563	11	
261	26	30.201	52.347	23.812	12	1:46.360
279	26	24.056	49.922	23.543	13	1:37.521
296	26	23.697	49.890	24.714	14	1:38.301
313	26	22.907	45.264	22.158	15	1:30.329
331	26	22.457	45.876	31.242	16	1:39.575
349	26	22.501	44.383	21.897	17	1:28.781
379	26	22.272	45.109	1:06.140	18	2:13.521
397	26	27.011	47.578	22.810	19	1:37.399
416	26	22.709	44.695	21.865	20	1:29.269
433						RED FLAG
435						START
446						FINISH

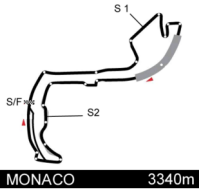
Seq	Num	Secteur 1 Sector 1	Secteur 2 Sector 2	Secteur 3 Sector 3	Tour Lap	Temps Time
5	1001	1:30.817	3:37.179	3:14.074		
6	1001	1:14.979	1:56.479	1:25.595		
7	1001					
8	1001	35.551	1:02.390	29.932		
9	1001	34.865	1:02.387	30.100		
11						START
239						RED FLAG
243						START
433						RED FLAG
435						START
446						FINISH

28 RODA Andrea

11						START
19	28			25:19.185	1	
41	28	41.378	1:07.096	29.551	2	2:18.025
63	28	30.563	56.785	26.132	3	1:53.480
85	28	27.612	52.900	25.039	4	1:45.551
111	28	27.931	53.657	25.192	5	1:46.780
132	28	24.807	49.340	23.722	6	1:37.869
155	28	24.912	52.877	23.964	7	1:41.753
177	28	25.235	51.933	23.584	8	1:40.752
199	28	23.968	48.310	24.894	9	1:37.172
219	28	24.008	48.222	23.256	10	1:35.486
239						RED FLAG
243						START
273	28	26.087	52.518	7:48.263	11	
421	28				12	12:41.092
433						RED FLAG
435						START
446						FINISH

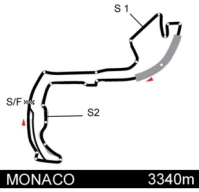
1001 Safety Car

3 1001



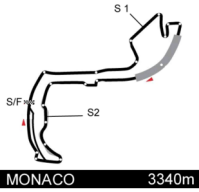
ROUND 3 : MONACO  
 FORMULA RENAULT 3.5 SERIES  
 Essais Qualificatifs Groupe A / Qualifying Practice Group A  
 Liste des participants / List of participants

Num	Pilote Driver	ASN	Equipe Team	Nation
1	<b>SAINZ Carlos</b>		DAMS	
3	<b>SIROTKIN Sergey</b>		FORTEC MOTORSPORTS	
6	<b>GHIOTTO Luca</b>		R INTERNATIONAL DRACO RACING	
7	<b>GASLY Pierre</b>		R ARDEN MOTORSPORT	
9	<b>SØRENSEN Marco</b>		TECH 1 RACING	
12	<b>LAINÉ Matias</b>		STRAKKA RACING	
16	<b>VAXIVIERE Matthieu</b>		R LOTUS	
21	<b>MAVLANOV Roman</b>		R ZETA CORSE	
22	<b>MERHI Roberto</b>		R ZETA CORSE	
26	<b>VAN BUUREN Meindert</b>		R PONS RACING	
28	<b>RODA Andrea</b>		R COMTEC RACING	
1001	<b>Safety Car</b>			
12 Concurrents / Competitors				



ROUND 3 : MONACO  
 FORMULA RENAULT 3.5 SERIES  
 Essais Qualificatifs Groupe A / Qualifying Practice Group A  
 Classement de la séance / Session classification  
 Final/Final

Cl Rnk	Num	Pilote Driver	ASN	Equipe Team	Natio r	Secteur 1 Sector 1	Secteur 2 Sector 2	Secteur 3 Sector 3	Temps Time	Tour Lap	Tour Lap	Ecart Gap	Vitesse Speed
1	1	<b>SAINZ Carlos</b>		DAMS		21.047	42.259	20.567	<b>1:23.873</b>	16	16		143,35
2	9	<b>SØRENSEN Marco</b>		TECH 1 RACING		21.442	42.433	20.387	<b>1:24.262</b>	12	14	+0.389	142,69
3	3	<b>SIROTKIN Sergey</b>		FORTEC MOTORSPORTS		21.460	42.734	20.481	<b>1:24.675</b>	14	15	+0.802	142,00
4	7	<b>GASLY Pierre</b>		ARDEN MOTORSPORT		21.322	43.010	20.496	<b>1:24.828</b>	13	15	+0.955	141,74
5	22	<b>MERHI Roberto</b>		ZETA CORSE		21.563	42.729	20.633	<b>1:24.925</b>	13	13	+1.052	141,58
6	26	<b>VAN BUUREN Meindert</b>		PONS RACING		21.536	42.889	20.682	<b>1:25.107</b>	13	15	+1.234	141,28
7	21	<b>MAVLANOV Roman</b>		ZETA CORSE		21.909	43.006	20.799	<b>1:25.714</b>	14	14	+1.841	140,28
8	12	<b>LAINÉ Matias</b>		STRAKKA RACING		21.708	43.288	20.838	<b>1:25.834</b>	8	15	+1.961	140,08
9	16	<b>VAXIVIERE Matthieu</b>		LOTUS		21.780	43.257	21.035	<b>1:26.072</b>	7	14	+2.199	139,69
10	6	<b>GHIOTTO Luca</b>		INTERNATIONAL DRACO RACING		21.623	43.655	20.875	<b>1:26.153</b>	13	14	+2.280	139,56
11	28	<b>RODA Andrea</b>		COMTEC RACING		22.914	45.066	21.718	<b>1:29.698</b>	13	16	+5.825	134,04



ROUND 3 : MONACO  
 FORMULA RENAULT 3.5 SERIES  
 Essais Qualificatifs Groupe A / Qualifying Practice Group A  
 Historique / Records

Seq	Num	Secteur 1 Sector 1	Secteur 2 Sector 2	Secteur 3 Sector 3	Tour Lap	Temps Time
-----	-----	-----------------------	-----------------------	-----------------------	-------------	---------------

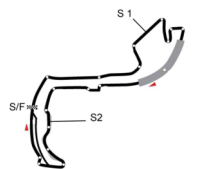
Seq	Num	Secteur 1 Sector 1	Secteur 2 Sector 2	Secteur 3 Sector 3	Tour Lap	Temps Time
-----	-----	-----------------------	-----------------------	-----------------------	-------------	---------------

**1 SAINZ Carlos**

8	START					
11	1			16:38.376	1	
22	1	41.893	52.997	24.706	2	1:59.596
33	1	24.595	48.412	22.493	3	1:35.500
44	1	22.760	44.414	21.537	4	1:28.711
55	1	22.005	43.703	21.289	5	1:26.997
65	1	21.728	43.423	21.076	6	1:26.227
76	1	21.651	43.243	20.891	7	1:25.785
85	1	21.543	43.036	20.828	8	1:25.407
96	1	22.589	45.689	20.698	9	3:10.976
103	1	31.223	50.287	23.110	10	1:44.620
112	1	23.382	45.036	21.460	11	1:29.878
122	1	21.765	43.728	21.073	12	1:26.566
133	1	21.291	42.613	20.792	13	1:24.696
144	1	21.143	42.355	20.541	14	1:24.039
155	1	21.167	42.378	20.393	15	1:23.938
165	1	21.047	42.259	20.567	16	1:23.873
167	FINISH					

**3 SIROTKIN Sergey**

8	START					
9	3			16:45.924	1	
20	3	37.010	54.172	23.017	2	1:54.199
31	3	24.075	46.221	21.746	3	1:32.042
42	3	22.751	44.700	21.490	4	1:28.941
53	3	22.333	43.759	20.995	5	1:27.087
64	3	21.961	44.880	25.317	6	1:32.158
75	3	21.896	43.224	20.903	7	1:26.023
94	3	23.513	46.077	24.4615	8	3:54.205
100	3	34.486	52.104	22.059	9	1:48.649
110	3	22.580	46.325	22.622	10	1:31.527
121	3	21.705	43.315	28.951	11	1:33.971
131	3	21.522	46.571	22.300	12	1:30.393
142	3	21.511	42.858	20.478	13	1:24.847
153	3	21.460	42.734	20.481	14	1:24.675
163	3	26.333	46.017	20.721	15	1:33.071
167	FINISH					



ROUND 3 : MONACO  
 FORMULA RENAULT 3.5 SERIES  
 Essais Qualificatifs Groupe A / Qualifying Practice Group A  
 Historique / Records

MONACO 3340m

Seq	Num	Secteur 1 Sector 1	Secteur 2 Sector 2	Secteur 3 Sector 3	Tour Lap	Temps Time
-----	-----	-----------------------	-----------------------	-----------------------	-------------	---------------

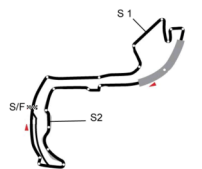
Seq	Num	Secteur 1 Sector 1	Secteur 2 Sector 2	Secteur 3 Sector 3	Tour Lap	Temps Time
-----	-----	-----------------------	-----------------------	-----------------------	-------------	---------------

**6 GHIOTTO Luca**

8		START				
16	6			16:28.776	1	
27	6	33.079	53.597	27.430	2	1:54.106
37	6	23.596	47.802	22.593	3	1:33.991
48	6	22.748	45.445	21.836	4	1:30.029
59	6	22.397	44.697	21.433	5	1:28.527
70	6	22.194	44.508	23.030	6	1:29.732
81	6	22.028	44.207	21.167	7	1:27.402
89	6	21.753	43.700	21.228	8	1:26.681
93	6	21.832	43.910	23.014	9	1:28.756
118	6	23.052	45.308	3:50.141	10	4:58.501
132	6	30.930	54.634	22.912	11	1:48.476
143	6	23.057	45.221	21.241	12	1:29.519
154	6	21.623	43.655	20.875	13	1:26.153
164	6	24.315	45.662	20.958	14	1:30.935
167						FINISH

**7 GASLY Pierre**

8		START				
12	7			16:39.378	1	
23	7	38.612	54.133	23.659	2	1:56.404
34	7	26.812	47.790	22.243	3	1:36.845
45	7	23.101	45.486	22.015	4	1:30.602
56	7	22.394	44.758	21.279	5	1:28.431
66	7	22.012	43.993	21.130	6	1:27.135
77	7	21.759	43.683	20.834	7	1:26.276
97	7	21.673	43.692	3:37.829	8	4:43.194
105	7	26.552	46.616	21.806	9	1:34.974
114	7	23.132	44.838	21.344	10	1:29.314
123	7	21.977	45.195	21.249	11	1:28.421
134	7	21.497	43.361	20.704	12	1:25.562
145	7	21.322	43.010	20.496	13	1:24.828
156	7	21.140	43.372	20.599	14	1:25.111
166	7	21.306	42.932	20.959	15	1:25.197
167						FINISH



MONACO 3340m

ROUND 3 : MONACO  
 FORMULA RENAULT 3.5 SERIES  
 Essais Qualificatifs Groupe A / Qualifying Practice Group A  
 Historique / Records

Seq	Num	Secteur 1 Sector 1	Secteur 2 Sector 2	Secteur 3 Sector 3	Tour Lap	Temps Time
-----	-----	-----------------------	-----------------------	-----------------------	-------------	---------------

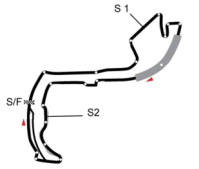
Seq	Num	Secteur 1 Sector 1	Secteur 2 Sector 2	Secteur 3 Sector 3	Tour Lap	Temps Time
-----	-----	-----------------------	-----------------------	-----------------------	-------------	---------------

**9 SØRENSEN Marco**

8	START					
17	9			<b>16:23.880</b>	1	
28	9	<b>34.472</b>	<b>55.912</b>	<b>25.658</b>	2	<b>1:56.042</b>
39	9	<b>23.903</b>	<b>50.236</b>	<b>25.644</b>	3	<b>1:39.783</b>
50	9	<b>22.566</b>	<b>44.186</b>	<b>21.578</b>	4	<b>1:28.330</b>
61	9	<b>22.060</b>	<b>43.763</b>	24.112	5	1:29.935
72	9	<b>21.737</b>	<b>43.108</b>	<b>20.773</b>	6	<b>1:25.618</b>
99	9	22.009	44.734	5:09.437	7	6:16.180
109	9	29.448	46.244	21.802	8	1:37.494
120	9	22.436	44.653	26.618	9	1:33.707
130	9	21.900	44.942	24.173	10	1:31.015
141	9	21.776	<b>42.781</b>	<b>20.553</b>	11	<b>1:25.110</b>
152	9	<b>21.442</b>	<b>42.433</b>	<b>20.387</b>	12	<b>1:24.262</b>
162	9	24.567	45.914	21.963	13	1:32.444
167	FINISH					
170	9	24.318	48.275	25.038	14	1:37.631

**12 LAINE Matias**

8	START					
10	12			<b>16:45.682</b>	1	
21	12	<b>39.835</b>	<b>53.742</b>	<b>23.725</b>	2	<b>1:57.302</b>
32	12	<b>24.626</b>	<b>47.602</b>	<b>22.396</b>	3	<b>1:34.624</b>
43	12	<b>23.508</b>	<b>46.134</b>	<b>21.786</b>	4	<b>1:31.428</b>
54	12	<b>22.563</b>	<b>44.605</b>	<b>21.493</b>	5	<b>1:28.661</b>
68	12	<b>22.140</b>	1:07.957	21.832	6	1:51.929
79	12	22.160	<b>43.696</b>	<b>21.104</b>	7	<b>1:26.960</b>
87	12	<b>21.708</b>	<b>43.288</b>	<b>20.838</b>	8	<b>1:25.834</b>
98	12	22.657	45.105	2:05.089	9	3:12.851
106	12	31.604	49.063	22.426	10	1:43.093
116	12	23.297	45.403	21.437	11	1:30.137
127	12	22.236	43.767	20.959	12	1:26.962
138	12	<b>21.657</b>	44.788	24.901	13	1:31.346
149	12	21.832	<b>43.061</b>	20.970	14	1:25.863
158	12	<b>21.559</b>	43.812	21.752	15	1:27.123
167	FINISH					



MONACO 3340m

ROUND 3 : MONACO  
 FORMULA RENAULT 3.5 SERIES  
 Essais Qualificatifs Groupe A / Qualifying Practice Group A  
 Historique / Records

Seq	Num	Secteur 1 Sector 1	Secteur 2 Sector 2	Secteur 3 Sector 3	Tour Lap	Temps Time
-----	-----	-----------------------	-----------------------	-----------------------	-------------	---------------

Seq	Num	Secteur 1 Sector 1	Secteur 2 Sector 2	Secteur 3 Sector 3	Tour Lap	Temps Time
-----	-----	-----------------------	-----------------------	-----------------------	-------------	---------------

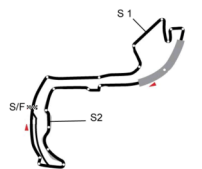
**16 VAXIVIERE Matthieu**

8	START					
13	16			<b>16:30.540</b>	1	
24	16	<b>37.115</b>	<b>52.541</b>	<b>23.154</b>	2	<b>1:52.810</b>
35	16	<b>24.150</b>	<b>50.096</b>	23.304	3	<b>1:37.550</b>
46	16	<b>22.921</b>	<b>45.426</b>	<b>21.461</b>	4	<b>1:29.808</b>
57	16	<b>22.281</b>	<b>44.104</b>	<b>21.196</b>	5	<b>1:27.581</b>
67	16	<b>22.083</b>	<b>43.699</b>	<b>20.787</b>	6	<b>1:26.569</b>
78	16	<b>21.780</b>	<b>43.257</b>	21.035	7	<b>1:26.072</b>
86	16	21.823	<b>43.211</b>	21.112	8	1:26.146
104	16	21.837	44.567	3:36.041	9	4:42.445
115	16	30.542	49.300	22.411	10	1:42.253
126	16	23.168	46.681	21.839	11	1:31.688
137	16	22.141	47.474	21.096	12	1:30.711
148	16	21.995	43.383	23.808	13	1:29.186
160	16	<b>21.416</b>	50.962	25.599	14	1:37.977
167	FINISH					

**21 MAVLANOV Roman**

8	START					
15	21			<b>16:35.443</b>	1	
26	21	<b>34.237</b>	<b>55.512</b>	<b>24.856</b>	2	<b>1:54.605</b>
38	21	<b>25.224</b>	<b>50.838</b>	<b>22.927</b>	3	<b>1:38.989</b>
49	21	<b>23.195</b>	<b>45.589</b>	<b>21.848</b>	4	<b>1:30.632</b>
60	21	<b>22.625</b>	<b>44.395</b>	21.916	5	<b>1:28.936</b>
71	21	<b>22.565</b>	44.490	<b>21.614</b>	6	<b>1:28.669</b>
82	21	<b>22.150</b>	44.443	<b>20.995</b>	7	<b>1:27.588</b>
90	21	22.200	<b>44.011</b>	21.196	8	<b>1:27.407</b>
101	21	22.840	46.115	2:59.253	9	4:08.208
113	21	29.922	54.583	22.583	10	1:47.088
124	21	22.936	48.671	22.541	11	1:34.148
135	21	<b>21.989</b>	45.312	21.075	12	1:28.376
146	21	<b>21.843</b>	<b>43.678</b>	<b>20.834</b>	13	<b>1:26.355</b>
157	21	21.909	<b>43.006</b>	<b>20.799</b>	14	<b>1:25.714</b>
167	FINISH					





ROUND 3 : MONACO  
 FORMULA RENAULT 3.5 SERIES  
 Essais Qualificatifs Groupe A / Qualifying Practice Group A  
 Historique / Records

MONACO 3340m

Seq	Num	Secteur 1 Sector 1	Secteur 2 Sector 2	Secteur 3 Sector 3	Tour Lap	Temps Time
-----	-----	-----------------------	-----------------------	-----------------------	-------------	---------------

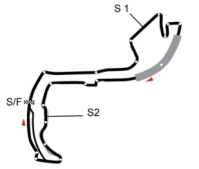
Seq	Num	Secteur 1 Sector 1	Secteur 2 Sector 2	Secteur 3 Sector 3	Tour Lap	Temps Time
-----	-----	-----------------------	-----------------------	-----------------------	-------------	---------------

**22 MERHI Roberto**

8		START				
14	22			<b>16:26.564</b>	1	
25	22	<b>34.014</b>	<b>52.994</b>	<b>28.346</b>	2	<b>1:55.354</b>
36	22	<b>25.080</b>	<b>47.462</b>	<b>23.010</b>	3	<b>1:35.552</b>
47	22	<b>23.802</b>	<b>44.978</b>	<b>22.159</b>	4	<b>1:30.939</b>
58	22	<b>22.567</b>	<b>44.189</b>	<b>21.554</b>	5	<b>1:28.310</b>
69	22	<b>22.474</b>	<b>43.947</b>	23.547	6	1:29.968
80	22	<b>22.153</b>	<b>43.407</b>	<b>21.349</b>	7	<b>1:26.909</b>
88	22	<b>22.040</b>	43.555	22.535	8	1:28.130
107	22	22.042	44.363	3:44.600	9	4:51.005
117	22	27.752	46.780	21.722	10	1:36.254
128	22	22.699	44.548	<b>21.186</b>	11	1:28.433
139	22	<b>21.629</b>	<b>43.118</b>	22.338	12	1:27.085
150	22	<b>21.563</b>	<b>42.729</b>	<b>20.633</b>	13	<b>1:24.925</b>
167		FINISH				

**26 VAN BUUREN Meindert**

8		START				
18	26			<b>16:24.855</b>	1	
29	26	<b>36.623</b>	<b>55.801</b>	<b>24.401</b>	2	<b>1:56.825</b>
40	26	<b>23.960</b>	<b>50.968</b>	26.070	3	<b>1:40.998</b>
51	26	<b>23.393</b>	<b>45.396</b>	<b>22.683</b>	4	<b>1:31.472</b>
62	26	<b>22.495</b>	<b>44.811</b>	<b>21.425</b>	5	<b>1:28.731</b>
73	26	<b>21.989</b>	<b>44.286</b>	<b>21.300</b>	6	<b>1:27.575</b>
83	26	<b>21.613</b>	<b>43.752</b>	21.342	7	<b>1:26.707</b>
91	26	22.656	<b>43.669</b>	<b>21.233</b>	8	1:27.558
108	26	21.796	43.702	3:33.752	9	4:39.250
119	26	27.865	50.645	22.121	10	1:40.631
129	26	23.095	44.695	<b>21.127</b>	11	1:28.917
140	26	21.632	<b>43.437</b>	<b>20.710</b>	12	<b>1:25.779</b>
151	26	<b>21.536</b>	<b>42.889</b>	<b>20.682</b>	13	<b>1:25.107</b>
161	26	23.262	44.634	21.192	14	1:29.088
167		FINISH				
169	26	23.330	49.260	22.550	15	1:35.140



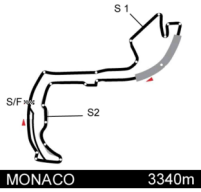
ROUND 3 : MONACO  
 FORMULA RENAULT 3.5 SERIES  
 Essais Qualificatifs Groupe A / Qualifying Practice Group A  
 Historique / Records

MONACO 3340m

Seq	Num	Secteur 1 Sector 1	Secteur 2 Sector 2	Secteur 3 Sector 3	Tour Lap	Temps Time
-----	-----	-----------------------	-----------------------	-----------------------	-------------	---------------

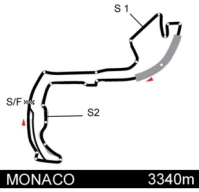
**28 RODA Andrea**

8						START
19	28			17:01.403	1	
30	28	36.753	1:01.639	26.530	2	2:04.922
41	28	25.717	49.077	23.718	3	1:38.512
52	28	24.308	47.295	23.017	4	1:34.620
63	28	23.358	45.889	22.530	5	1:31.777
74	28	23.010	45.987	22.364	6	1:31.361
84	28	23.559	50.766	22.600	7	1:36.925
92	28	23.460	45.510	22.044	8	1:31.014
95	28	22.768	45.463	21.776	9	1:30.007
102	28	29.769	56.157	23.720	10	1:49.646
111	28	22.684	49.366	22.673	11	1:34.723
125	28	22.565	48.539	28.168	12	1:39.272
136	28	22.914	45.066	21.718	13	1:29.698
147	28	22.317	47.506	22.592	14	1:32.415
159	28	22.470	49.932	26.579	15	1:38.981
167						FINISH
168	28	24.704	53.420	22.664	16	1:40.788























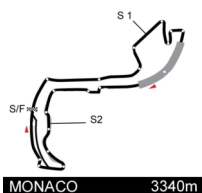
ROUND 3 : MONACO  
 FORMULA RENAULT 3.5 SERIES  
 Essais Qualificatifs Groupe B / Qualifying Practice Group B  
 Liste des participants / List of participants

Num	Pilote Driver	ASN	Equipe Team	Nation
2	<b>NATO Norman</b>		DAMS	
4	<b>ROWLAND Oliver</b>		R FORTEC MOTORSPORTS	
5	<b>FANTIN Pietro</b>		INTERNATIONAL DRACO RACING	
8	<b>BULLER William</b>		ARDEN MOTORSPORT	
11	<b>STEVENS Will</b>		STRAKKA RACING	
15	<b>STOCKINGER Marlon</b>		LOTUS	
17	<b>JAAFAR Jazeman</b>		ISR	
19	<b>VISSER Beitske</b>		R AVF	
20	<b>AMBERG Zoel</b>		AVF	
25	<b>WEBB Oliver</b>		PONS RACING	
1001	<b>Safety Car</b>			
11 Concurrents / Competitors				



ROUND 3 : MONACO  
 FORMULA RENAULT 3.5 SERIES  
 Essais Qualificatifs Groupe B / Qualifying Practice Group B  
 Classement de la séance / Session classification  
 Final/Final

Cl Rnk	Num	Pilote Driver	ASN	Equipe Team	Natio n	Secteur 1 Sector 1	Secteur 2 Sector 2	Secteur 3 Sector 3	Temps Time	Tour Lap	Tour Lap	Ecart Gap	Vitesse Speed
1	2	<b>NATO Norman</b>		DAMS		21.115	41.912	20.182	<b>1:23.209</b>	15	15		144,50
2	17	<b>JAAFAR Jazeman</b>		ISR		21.169	41.917	20.215	<b>1:23.301</b>	13	15	+0.092	144,34
3	4	<b>ROWLAND Oliver</b>		FORTEC MOTORSPORTS		21.168	42.037	20.461	<b>1:23.666</b>	17	17	+0.457	143,71
4	20	<b>AMBERG Zoel</b>		AVF		21.011	42.284	20.407	<b>1:23.702</b>	15	15	+0.493	143,65
5	11	<b>STEVENS Will</b>		STRAKKA RACING		21.038	42.392	20.494	<b>1:23.924</b>	17	17	+0.715	143,27
6	5	<b>FANTIN Pietro</b>		INTERNATIONAL DRACO RACING		21.016	42.468	20.460	<b>1:23.944</b>	14	15	+0.735	143,23
7	15	<b>STOCKINGER Marlon</b>		LOTUS		21.287	42.569	20.472	<b>1:24.328</b>	14	16	+1.119	142,58
8	8	<b>BULLER William</b>		ARDEN MOTORSPORT		21.077	42.664	20.624	<b>1:24.365</b>	16	16	+1.156	142,52
9	25	<b>WEBB Oliver</b>		PONS RACING		21.380	42.792	20.604	<b>1:24.776</b>	14	15	+1.567	141,83
10	19	<b>VISSER Beitske</b>		AVF		21.488	43.045	20.936	<b>1:25.469</b>	16	17	+2.260	140,68



ROUND 3 : MONACO  
FORMULA RENAULT 3.5 SERIES  
Essais Qualificatifs Groupe B / Qualifying Practice Group B  
Historique / Records

Seq	Num	Secteur 1 Sector 1	Secteur 2 Sector 2	Secteur 3 Sector 3	Tour Lap	Temps Time
-----	-----	-----------------------	-----------------------	-----------------------	-------------	---------------

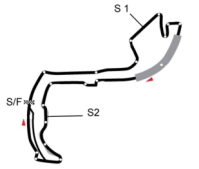
Seq	Num	Secteur 1 Sector 1	Secteur 2 Sector 2	Secteur 3 Sector 3	Tour Lap	Temps Time
-----	-----	-----------------------	-----------------------	-----------------------	-------------	---------------

**2 NATO Norman**

2	START					
5	2				1	
15	2	41.009	52.176	22.499	2	1:55.684
25	2	23.672	45.578	20.879	3	1:30.129
35	2	21.685	42.878	20.584	4	1:25.147
45	2	21.356	42.558	20.557	5	1:24.471
55	2	21.353	51.800	21.775	6	1:34.928
80	2	21.415	46.140	4:38.685	7	5:46.240
88	2	31.243	49.449	22.437	8	1:43.129
98	2	23.235	48.831	26.686	9	1:38.752
107	2	21.823	51.590	24.345	10	1:37.758
117	2	21.471	42.496	20.636	11	1:24.603
127	2	21.258	42.103	20.346	12	1:23.707
137	2	21.010	45.504	24.081	13	1:30.595
147	2	21.203	41.994	20.280	14	1:23.477
152	FINISH					
158	2	21.115	41.912	20.182	15	1:23.209

**4 ROWLAND Oliver**

2	START					
3	4				1	
13	4	31.231	49.967	22.453	2	1:43.651
23	4	22.921	44.405	21.024	3	1:28.350
33	4	22.061	43.473	20.889	4	1:26.423
43	4	21.929	42.680	20.546	5	1:25.155
53	4	21.758	45.721	22.583	6	1:30.062
63	4	21.599	42.621	21.139	7	1:25.359
77	4	22.982	46.144	2:41.302	8	3:50.428
83	4	32.172	52.121	24.146	9	1:48.439
91	4	23.724	49.603	22.862	10	1:36.189
101	4	22.058	47.049	22.146	11	1:31.253
111	4	21.557	42.502	20.540	12	1:24.599
121	4	21.291	42.193	20.437	13	1:23.921
131	4	21.299	42.528	23.494	14	1:27.321
141	4	21.981	44.644	21.059	15	1:27.684
151	4	21.177	42.184	20.315	16	1:23.676
152	FINISH					
161	4	21.168	42.037	20.461	17	1:23.666



MONACO 3340m

ROUND 3 : MONACO  
 FORMULA RENAULT 3.5 SERIES  
 Essais Qualificatifs Groupe B / Qualifying Practice Group B  
 Historique / Records

Seq	Num	Secteur 1 Sector 1	Secteur 2 Sector 2	Secteur 3 Sector 3	Tour Lap	Temps Time
-----	-----	-----------------------	-----------------------	-----------------------	-------------	---------------

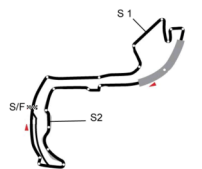
Seq	Num	Secteur 1 Sector 1	Secteur 2 Sector 2	Secteur 3 Sector 3	Tour Lap	Temps Time
-----	-----	-----------------------	-----------------------	-----------------------	-------------	---------------

**5 FANTIN Pietro**

2		START				
10	5				1	
20	5	38.802	1:02.945	27.481	2	2:09.228
30	5	25.084	49.439	22.166	3	1:36.689
40	5	22.144	45.720	20.904	4	1:28.768
50	5	21.817	43.736	20.608	5	1:26.161
60	5	21.481	42.880	20.578	6	1:24.939
69	5	21.724	42.970	20.628	7	1:25.322
75	5	21.482	42.782	20.683	8	1:24.947
90	5	21.759	44.683	3:22.116	9	4:28.558
100	5	29.969	49.368	22.276	10	1:41.613
110	5	22.203	44.611	21.762	11	1:28.576
120	5	21.357	42.599	20.449	12	1:24.405
130	5	21.081	42.409	20.499	13	1:23.989
140	5	21.016	42.468	20.460	14	1:23.944
150	5	20.980	44.198	22.622	15	1:27.800
152						FINISH

**8 BULLER William**

2		START				
6	8				1	
16	8	38.915	54.530	22.795	2	1:56.240
26	8	23.392	45.931	21.844	3	1:31.167
36	8	22.263	44.513	21.295	4	1:28.071
46	8	22.102	44.140	20.980	5	1:27.222
56	8	21.684	43.612	20.808	6	1:26.104
65	8	21.406	43.705	20.754	7	1:25.865
79	8	21.328	43.396	2:50.904	8	3:55.628
87	8	30.742	50.799	22.869	9	1:44.410
96	8	23.172	45.504	41.325	10	1:50.001
105	8	22.212	47.377	21.454	11	1:31.043
115	8	21.682	43.670	21.104	12	1:26.456
125	8	21.605	42.927	20.612	13	1:25.144
135	8	21.136	42.738	20.583	14	1:24.457
145	8	20.972	42.584	20.811	15	1:24.367
152						FINISH
156	8	21.077	42.664	20.624	16	1:24.365



ROUND 3 : MONACO  
 FORMULA RENAULT 3.5 SERIES  
 Essais Qualificatifs Groupe B / Qualifying Practice Group B  
 Historique / Records

MONACO 3340m

Seq	Num	Secteur 1 Sector 1	Secteur 2 Sector 2	Secteur 3 Sector 3	Tour Lap	Temps Time
-----	-----	-----------------------	-----------------------	-----------------------	-------------	---------------

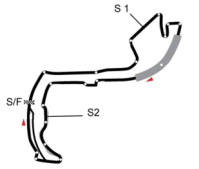
Seq	Num	Secteur 1 Sector 1	Secteur 2 Sector 2	Secteur 3 Sector 3	Tour Lap	Temps Time
-----	-----	-----------------------	-----------------------	-----------------------	-------------	---------------

**11 STEVENS Will**

2	START					
4	11				1	
14	11	34.622	52.939	23.637	2	1:51.198
24	11	23.695	46.161	21.770	3	1:31.626
34	11	22.376	44.447	21.120	4	1:27.943
44	11	21.975	43.536	20.767	5	1:26.278
54	11	21.644	43.251	20.663	6	1:25.558
64	11	21.542	42.999	20.783	7	1:25.324
72	11	21.694	42.954	20.888	8	1:25.536
78	11	22.719	44.172	1:10.522	9	2:17.413
84	11	31.772	51.600	23.264	10	1:46.636
92	11	23.345	51.064	22.401	11	1:36.810
102	11	22.446	45.650	23.420	12	1:31.516
112	11	22.495	43.629	21.241	13	1:27.365
122	11	21.370	42.756	20.669	14	1:24.795
132	11	21.259	42.432	20.582	15	1:24.273
142	11	21.147	46.135	21.228	16	1:28.510
152						FINISH
153	11	21.038	42.392	20.494	17	1:23.924

**15 STOCKINGER Marlon**

2	START					
7	15				1	
17	15	36.137	55.549	25.420	2	1:57.106
27	15	23.934	45.559	21.695	3	1:31.188
37	15	22.131	43.959	20.945	4	1:27.035
47	15	21.991	43.613	20.951	5	1:26.555
57	15	21.563	43.202	20.668	6	1:25.433
66	15	21.454	43.038	23.536	7	1:28.028
73	15	21.419	42.783	20.541	8	1:24.743
85	15	22.192	43.435	2:49.120	9	3:54.747
94	15	28.401	47.754	22.735	10	1:38.890
104	15	22.683	43.957	21.250	11	1:27.890
114	15	21.509	42.761	20.731	12	1:25.001
124	15	21.870	42.752	20.535	13	1:25.157
134	15	21.287	42.569	20.472	14	1:24.328
144	15	21.464	42.403	22.871	15	1:26.738
152						FINISH
155	15	21.140	42.606	20.786	16	1:24.532



ROUND 3 : MONACO  
 FORMULA RENAULT 3.5 SERIES  
 Essais Qualificatifs Groupe B / Qualifying Practice Group B  
 Historique / Records

MONACO 3340m

Seq	Num	Secteur 1 Sector 1	Secteur 2 Sector 2	Secteur 3 Sector 3	Tour Lap	Temps Time
-----	-----	-----------------------	-----------------------	-----------------------	-------------	---------------

Seq	Num	Secteur 1 Sector 1	Secteur 2 Sector 2	Secteur 3 Sector 3	Tour Lap	Temps Time
-----	-----	-----------------------	-----------------------	-----------------------	-------------	---------------

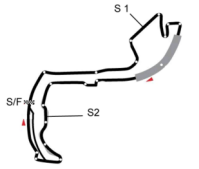
**17 JAAFAR Jazeman**

2		START				
12	17				1	
22	17	30.965	55.797	23.642	2	1:50.404
32	17	22.411	43.409	20.512	3	1:26.332
42	17	21.742	46.063	21.612	4	1:29.417
52	17	21.545	42.537	20.453	5	1:24.535
62	17	21.460	42.222	20.443	6	1:24.125
71	17	21.310	42.746	20.474	7	1:24.530
86	17	21.695	46.743	3:49.407	8	4:57.845
97	17	31.441	56.970	26.877	9	1:55.288
108	17	27.368	54.724	22.227	10	1:44.319
118	17	21.792	44.775	21.754	11	1:28.321
128	17	21.393	42.348	20.305	12	1:24.046
138	17	21.169	41.917	20.215	13	1:23.301
148	17	21.657	44.793	20.929	14	1:27.379
152						FINISH
159	17	21.252	42.168	20.582	15	1:24.002

**19 VISSER Beitske**

2		START				
9	19				1	
19	19	36.167	59.858	24.584	2	2:00.609
29	19	23.852	46.572	22.241	3	1:32.665
39	19	22.766	44.881	21.347	4	1:28.994
49	19	22.333	44.185	21.091	5	1:27.609
59	19	21.967	43.991	21.127	6	1:27.085
68	19	21.938	43.429	20.984	7	1:26.351
74	19	21.854	43.551	21.138	8	1:26.543
81	19	22.460	49.404	1:34.433	9	2:46.297
89	19	32.226	53.407	23.255	10	1:48.888
99	19	23.992	46.715	22.605	11	1:33.312
109	19	22.376	44.516	21.540	12	1:28.432
119	19	22.010	44.008	21.152	13	1:27.170
129	19	21.625	43.583	20.877	14	1:26.085
139	19	21.686	43.388	20.993	15	1:26.067
149	19	21.488	43.045	20.936	16	1:25.469
152						FINISH
160	19	21.669	43.126	20.820	17	1:25.615





ROUND 3 : MONACO  
 FORMULA RENAULT 3.5 SERIES  
 Essais Qualificatifs Groupe B / Qualifying Practice Group B  
 Historique / Records

MONACO 3340m

Seq	Num	Secteur 1 Sector 1	Secteur 2 Sector 2	Secteur 3 Sector 3	Tour Lap	Temps Time
-----	-----	-----------------------	-----------------------	-----------------------	-------------	---------------

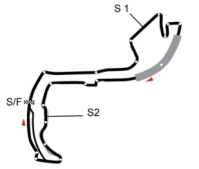
Seq	Num	Secteur 1 Sector 1	Secteur 2 Sector 2	Secteur 3 Sector 3	Tour Lap	Temps Time
-----	-----	-----------------------	-----------------------	-----------------------	-------------	---------------

**20 AMBERG Zoel**

2	START					
8	20				1	
18	20	35.640	58.573	24.218	2	1:58.431
28	20	24.145	45.901	21.777	3	1:31.823
38	20	21.973	43.984	20.820	4	1:26.777
48	20	21.855	43.527	20.754	5	1:26.136
58	20	21.249	42.785	20.575	6	1:24.609
67	20	21.957	45.644	21.061	7	1:28.662
82	20	21.523	43.198	3:39.250	8	4:43.971
93	20	32.595	57.716	28.368	9	1:58.679
103	20	23.839	45.564	21.347	10	1:30.750
113	20	21.848	43.718	20.816	11	1:26.382
123	20	21.901	42.901	20.727	12	1:25.529
133	20	21.336	42.885	20.693	13	1:24.914
143	20	21.226	42.525	20.521	14	1:24.272
152	FINISH					
154	20	21.011	42.284	20.407	15	1:23.702

**25 WEBB Oliver**

2	START					
11	25				1	
21	25	32.407	1:01.289	27.553	2	2:01.249
31	25	25.308	48.683	21.970	3	1:35.961
41	25	22.341	45.873	22.691	4	1:30.905
51	25	22.143	44.086	20.889	5	1:27.118
61	25	21.718	43.674	20.748	6	1:26.140
70	25	21.661	43.303	20.975	7	1:25.939
76	25	21.596	43.413	20.859	8	1:25.868
95	25	23.447	48.002	4:06.251	9	5:17.700
106	25	29.097	51.433	22.445	10	1:42.975
116	25	23.588	45.254	21.172	11	1:30.014
126	25	21.914	43.693	20.867	12	1:26.474
136	25	21.464	43.014	20.768	13	1:25.246
146	25	21.380	42.792	20.604	14	1:24.776
152	FINISH					
157	25	21.581	42.985	20.677	15	1:25.243



ROUND 3 : MONACO  
 FORMULA RENAULT 3.5 SERIES  
 Essais Qualificatifs Groupe B / Qualifying Practice Group B  
 Historique / Records

MONACO 3340m

Seq	Num	Secteur 1 Sector 1	Secteur 2 Sector 2	Secteur 3 Sector 3	Tour Lap	Temps Time
-----	-----	-----------------------	-----------------------	-----------------------	-------------	---------------

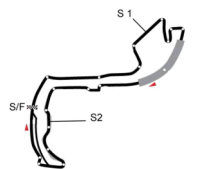
Seq	Num	Secteur 1 Sector 1	Secteur 2 Sector 2	Secteur 3 Sector 3	Tour Lap	Temps Time
-----	-----	-----------------------	-----------------------	-----------------------	-------------	---------------

**2 NATO Norman**

2							START
5	2				1		
15	2	41.009	52.176	22.499	2	1:55.684	
25	2	23.672	45.578	20.879	3	1:30.129	
35	2	21.685	42.878	20.584	4	1:25.147	
45	2	21.356	42.558	20.557	5	1:24.471	
55	2	21.353	51.800	21.775	6	1:34.928	
80	2	21.415	46.140	4:38.685	7	5:46.240	
88	2	31.243	49.449	22.437	8	1:43.129	
98	2	23.235	48.831	26.686	9	1:38.752	
107	2	21.823	51.590	24.345	10	1:37.758	
117	2	21.471	42.496	20.636	11	1:24.603	
127	2	21.258	42.103	20.346	12	1:23.707	
137	2	21.010	45.504	24.081	13	1:30.595	
147	2	21.203	41.994	20.280	14	1:23.477	
152							FINISH
158	2	21.115	41.912	20.182	15	1:23.209	

**4 ROWLAND Oliver**

4							START
3	4				1		
13	4	31.231	49.967	22.453	2	1:43.651	
23	4	22.921	44.405	21.024	3	1:28.350	
33	4	22.061	43.473	20.889	4	1:26.423	
43	4	21.929	42.680	20.546	5	1:25.155	
53	4	21.758	45.721	22.583	6	1:30.062	
63	4	21.599	42.621	21.139	7	1:25.359	
77	4	22.982	46.144	2:41.302	8	3:50.428	
83	4	32.172	52.121	24.146	9	1:48.439	
91	4	23.724	49.603	22.862	10	1:36.189	
101	4	22.058	47.049	22.146	11	1:31.253	
111	4	21.557	42.502	20.540	12	1:24.599	
121	4	21.291	42.193	20.437	13	1:23.921	
131	4	21.299	42.528	23.494	14	1:27.321	
141	4	21.981	44.644	21.059	15	1:27.684	
151	4	21.177	42.184	20.315	16	1:23.676	
152							FINISH
161	4	21.168	42.037	20.461	17	1:23.666	



ROUND 3 : MONACO  
 FORMULA RENAULT 3.5 SERIES  
 Essais Qualificatifs Groupe B / Qualifying Practice Group B  
 Historique / Records

MONACO 3340m

Seq	Num	Secteur 1 Sector 1	Secteur 2 Sector 2	Secteur 3 Sector 3	Tour Lap	Temps Time
-----	-----	-----------------------	-----------------------	-----------------------	-------------	---------------

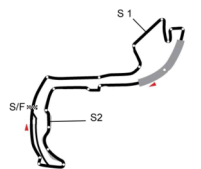
Seq	Num	Secteur 1 Sector 1	Secteur 2 Sector 2	Secteur 3 Sector 3	Tour Lap	Temps Time
-----	-----	-----------------------	-----------------------	-----------------------	-------------	---------------

**5 FANTIN Pietro**

2		START				
10	5				1	
20	5	38.802	1:02.945	27.481	2	2:09.228
30	5	25.084	49.439	22.166	3	1:36.689
40	5	22.144	45.720	20.904	4	1:28.768
50	5	21.817	43.736	20.608	5	1:26.161
60	5	21.481	42.880	20.578	6	1:24.939
69	5	21.724	42.970	20.628	7	1:25.322
75	5	21.482	42.782	20.683	8	1:24.947
90	5	21.759	44.683	3:22.116	9	4:28.558
100	5	29.969	49.368	22.276	10	1:41.613
110	5	22.203	44.611	21.762	11	1:28.576
120	5	21.357	42.599	20.449	12	1:24.405
130	5	21.081	42.409	20.499	13	1:23.989
140	5	21.016	42.468	20.460	14	1:23.944
150	5	20.980	44.198	22.622	15	1:27.800
152						FINISH

**8 BULLER William**

2		START				
6	8				1	
16	8	38.915	54.530	22.795	2	1:56.240
26	8	23.392	45.931	21.844	3	1:31.167
36	8	22.263	44.513	21.295	4	1:28.071
46	8	22.102	44.140	20.980	5	1:27.222
56	8	21.684	43.612	20.808	6	1:26.104
65	8	21.406	43.705	20.754	7	1:25.865
79	8	21.328	43.396	2:50.904	8	3:55.628
87	8	30.742	50.799	22.869	9	1:44.410
96	8	23.172	45.504	41.325	10	1:50.001
105	8	22.212	47.377	21.454	11	1:31.043
115	8	21.682	43.670	21.104	12	1:26.456
125	8	21.605	42.927	20.612	13	1:25.144
135	8	21.136	42.738	20.583	14	1:24.457
145	8	20.972	42.584	20.811	15	1:24.367
152						FINISH
156	8	21.077	42.664	20.624	16	1:24.365



ROUND 3 : MONACO  
 FORMULA RENAULT 3.5 SERIES  
 Essais Qualificatifs Groupe B / Qualifying Practice Group B  
 Historique / Records

MONACO 3340m

Seq	Num	Secteur 1 Sector 1	Secteur 2 Sector 2	Secteur 3 Sector 3	Tour Lap	Temps Time
-----	-----	-----------------------	-----------------------	-----------------------	-------------	---------------

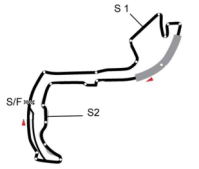
Seq	Num	Secteur 1 Sector 1	Secteur 2 Sector 2	Secteur 3 Sector 3	Tour Lap	Temps Time
-----	-----	-----------------------	-----------------------	-----------------------	-------------	---------------

**11 STEVENS Will**

2	START					
4	11				1	
14	11	34.622	52.939	23.637	2	1:51.198
24	11	23.695	46.161	21.770	3	1:31.626
34	11	22.376	44.447	21.120	4	1:27.943
44	11	21.975	43.536	20.767	5	1:26.278
54	11	21.644	43.251	20.663	6	1:25.558
64	11	21.542	42.999	20.783	7	1:25.324
72	11	21.694	42.954	20.888	8	1:25.536
78	11	22.719	44.172	1:10.522	9	2:17.413
84	11	31.772	51.600	23.264	10	1:46.636
92	11	23.345	51.064	22.401	11	1:36.810
102	11	22.446	45.650	23.420	12	1:31.516
112	11	22.495	43.629	21.241	13	1:27.365
122	11	21.370	42.756	20.669	14	1:24.795
132	11	21.259	42.432	20.582	15	1:24.273
142	11	21.147	46.135	21.228	16	1:28.510
152						FINISH
153	11	21.038	42.392	20.494	17	1:23.924

**15 STOCKINGER Marlon**

2	START					
7	15				1	
17	15	36.137	55.549	25.420	2	1:57.106
27	15	23.934	45.559	21.695	3	1:31.188
37	15	22.131	43.959	20.945	4	1:27.035
47	15	21.991	43.613	20.951	5	1:26.555
57	15	21.563	43.202	20.668	6	1:25.433
66	15	21.454	43.038	23.536	7	1:28.028
73	15	21.419	42.783	20.541	8	1:24.743
85	15	22.192	43.435	2:49.120	9	3:54.747
94	15	28.401	47.754	22.735	10	1:38.890
104	15	22.683	43.957	21.250	11	1:27.890
114	15	21.509	42.761	20.731	12	1:25.001
124	15	21.870	42.752	20.535	13	1:25.157
134	15	21.287	42.569	20.472	14	1:24.328
144	15	21.464	42.403	22.871	15	1:26.738
152						FINISH
155	15	21.140	42.606	20.786	16	1:24.532



ROUND 3 : MONACO  
 FORMULA RENAULT 3.5 SERIES  
 Essais Qualificatifs Groupe B / Qualifying Practice Group B  
 Historique / Records

MONACO 3340m

Seq	Num	Secteur 1 Sector 1	Secteur 2 Sector 2	Secteur 3 Sector 3	Tour Lap	Temps Time
-----	-----	-----------------------	-----------------------	-----------------------	-------------	---------------

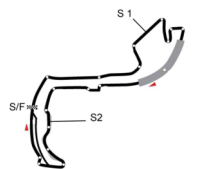
Seq	Num	Secteur 1 Sector 1	Secteur 2 Sector 2	Secteur 3 Sector 3	Tour Lap	Temps Time
-----	-----	-----------------------	-----------------------	-----------------------	-------------	---------------

**17 JAAFAR Jazeman**

2		START				
12	17				1	
22	17	30.965	55.797	23.642	2	1:50.404
32	17	22.411	43.409	20.512	3	1:26.332
42	17	21.742	46.063	21.612	4	1:29.417
52	17	21.545	42.537	20.453	5	1:24.535
62	17	21.460	42.222	20.443	6	1:24.125
71	17	21.310	42.746	20.474	7	1:24.530
86	17	21.695	46.743	3:49.407	8	4:57.845
97	17	31.441	56.970	26.877	9	1:55.288
108	17	27.368	54.724	22.227	10	1:44.319
118	17	21.792	44.775	21.754	11	1:28.321
128	17	21.393	42.348	20.305	12	1:24.046
138	17	21.169	41.917	20.215	13	1:23.301
148	17	21.657	44.793	20.929	14	1:27.379
152						FINISH
159	17	21.252	42.168	20.582	15	1:24.002

**19 VISSER Beitske**

2		START				
9	19				1	
19	19	36.167	59.858	24.584	2	2:00.609
29	19	23.852	46.572	22.241	3	1:32.665
39	19	22.766	44.881	21.347	4	1:28.994
49	19	22.333	44.185	21.091	5	1:27.609
59	19	21.967	43.991	21.127	6	1:27.085
68	19	21.938	43.429	20.984	7	1:26.351
74	19	21.854	43.551	21.138	8	1:26.543
81	19	22.460	49.404	1:34.433	9	2:46.297
89	19	32.226	53.407	23.255	10	1:48.888
99	19	23.992	46.715	22.605	11	1:33.312
109	19	22.376	44.516	21.540	12	1:28.432
119	19	22.010	44.008	21.152	13	1:27.170
129	19	21.625	43.583	20.877	14	1:26.085
139	19	21.686	43.388	20.993	15	1:26.067
149	19	21.488	43.045	20.936	16	1:25.469
152						FINISH
160	19	21.669	43.126	20.820	17	1:25.615



ROUND 3 : MONACO  
 FORMULA RENAULT 3.5 SERIES  
 Essais Qualificatifs Groupe B / Qualifying Practice Group B  
 Historique / Records

MONACO 3340m

Seq	Num	Secteur 1 Sector 1	Secteur 2 Sector 2	Secteur 3 Sector 3	Tour Lap	Temps Time
-----	-----	-----------------------	-----------------------	-----------------------	-------------	---------------

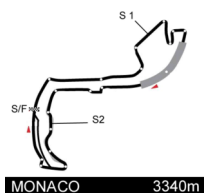
Seq	Num	Secteur 1 Sector 1	Secteur 2 Sector 2	Secteur 3 Sector 3	Tour Lap	Temps Time
-----	-----	-----------------------	-----------------------	-----------------------	-------------	---------------

**20 AMBERG Zoel**

2		START				
8	20				1	
18	20	35.640	58.573	24.218	2	1:58.431
28	20	24.145	45.901	21.777	3	1:31.823
38	20	21.973	43.984	20.820	4	1:26.777
48	20	21.855	43.527	20.754	5	1:26.136
58	20	21.249	42.785	20.575	6	1:24.609
67	20	21.957	45.644	21.061	7	1:28.662
82	20	21.523	43.198	3:39.250	8	4:43.971
93	20	32.595	57.716	28.368	9	1:58.679
103	20	23.839	45.564	21.347	10	1:30.750
113	20	21.848	43.718	20.816	11	1:26.382
123	20	21.901	42.901	20.727	12	1:25.529
133	20	21.336	42.885	20.693	13	1:24.914
143	20	21.226	42.525	20.521	14	1:24.272
152						FINISH
154	20	21.011	42.284	20.407	15	1:23.702

**25 WEBB Oliver**

2		START				
11	25				1	
21	25	32.407	1:01.289	27.553	2	2:01.249
31	25	25.308	48.683	21.970	3	1:35.961
41	25	22.341	45.873	22.691	4	1:30.905
51	25	22.143	44.086	20.889	5	1:27.118
61	25	21.718	43.674	20.748	6	1:26.140
70	25	21.661	43.303	20.975	7	1:25.939
76	25	21.596	43.413	20.859	8	1:25.868
95	25	23.447	48.002	4:06.251	9	5:17.700
106	25	29.097	51.433	22.445	10	1:42.975
116	25	23.588	45.254	21.172	11	1:30.014
126	25	21.914	43.693	20.867	12	1:26.474
136	25	21.464	43.014	20.768	13	1:25.246
146	25	21.380	42.792	20.604	14	1:24.776
152						FINISH
157	25	21.581	42.985	20.677	15	1:25.243



ROUND 3 : MONACO  
 FORMULA RENAULT 3.5 SERIES

Course / Race (40:00 + 1 LAP)

Grille de départ / Starting grid

Finale/Final

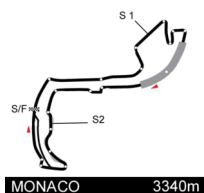
Départ / Start : 25/04/2014 - 11h10    Fermeture pré grille / Closing of the grid : 10h55

- Pole -

			- 1 -	2	NATO Norman (1:23.209)
JAAFAR Jazeman (1:23.301)	17		- 2 -		
			- 3 -	9	SØRENSEN Marco (1:24.262)
SAINZ Carlos (1:23.873)	1		- 4 -		
			- 5 -	4	ROWLAND Oliver (1:23.666)
SIROTKIN Sergey (1:24.675)	3		- 6 -		
			- 7 -	20	AMBERG Zoel (1:23.702)
GASLY Pierre (1:24.828)	7		- 8 -		
			- 9 -	11	STEVENS Will (1:23.924)
MERHI Roberto (1:24.925)	22		- 10 -		
			- 11 -	5	FANTIN Pietro (1:23.944)
VAN BUUREN Meindert (1:25.107)	26		- 12 -		
			- 13 -	15	STOCKINGER Marlon (1:24.328)
MAVLANOV Roman (1:25.714)	21		- 14 -		
			- 15 -	8	BULLER William (1:24.365)
LAINÉ Matias (1:25.834)	12		- 16 -		
			- 17 -	25	WEBB Oliver (1:24.776)
VAXIVIERE Matthieu (1:26.072)	16		- 18 -		
			- 19 -	19	VISSER Beitske (1:25.469)
GHIOTTO Luca (1:26.153)	6		- 20 -		
			- 21 -	28	RODA Andrea (1:29.698)

**Subject:**

**ART.28.10:Car number 1 dropped 2 grid position due to decision number 1 of the steward**



ROUND 3 : MONACO  
 FORMULA RENAULT 3.5 SERIES  
 Course / Race (40:00 + 1 LAP)  
 Classement / Classification  
 Final/Final

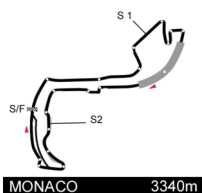
Clt Rnk	Num	Pilote Driver	ASN	Equipe Team	Nation	Tours Laps	Ecart Gap	Temps Time	Moyenne Average	Tour Lap	M.Tour B.Lap	Vitesse Speed	Pénalité Penalty
1	2	NATO Norman	FRA	DAMS	FRA	30		42:38.087	141,01	16	1:23.601	143,82	
2	9	SØRENSEN Marco	DEN	TECH 1 RACING	FRA	30	+0.790	42:38.877	140,96	27	1:24.314	142,60	
3	17	JAAFAR Jazeman	MAS	ISR	CZE	30	+12.228	42:50.315	140,34	23	1:24.668	142,01	
4	1	SAINZ Carlos	ESP	DAMS	FRA	30	+13.268	42:51.355	140,28	24	1:24.203	142,79	
5	4	ROWLAND Oliver	GBR	FORTEC MOTORSPORTS	GBR	30	+13.960	42:52.047	140,24	27	1:24.282	142,66	
6	20	AMBERG Zoel	SUI	AVF	ESP	30	+20.962	42:59.049	139,86	14	1:24.784	141,81	
7	7	GASLY Pierre	FRA	ARDEN MOTORSPORT	GBR	30	+21.395	42:59.482	139,84	17	1:24.846	141,71	
8	11	STEVENS Will	GBR	STRAKKA RACING	SFR	30	+31.911	43:09.998	139,27	17	1:24.640	142,06	
9	22	MERHI Roberto	ESP	ZETA CORSE	RUS	30	+38.853	43:16.940	138,90	24	1:24.885	141,65	
10	26	VAN BUUREN Meindert	NED	PONS RACING	ESP	30	+50.019	43:28.106	138,30	18	1:25.282	140,99	
11	15	STOCKINGER Marlon	BHI	LOTUS	CZE	30	+55.954	43:34.041	137,99	27	1:25.117	141,26	
12	25	WEBB Oliver	GBR	PONS RACING	ESP	30	+1:00.594	43:38.681	137,74	27	1:25.634	140,41	
13	12	LAINÉ Matias	FIN	STRAKKA RACING	GBR	30	+1:00.803	43:38.890	137,73	29	1:25.104	141,28	+10.000
14	6	GHIOTTO Luca	ITA	INTERNATIONAL DRACO RACING	ITA	30	+1:00.874	43:38.961	137,73	21	1:25.358	140,86	
15	5	FANTIN Pietro	BRA	INTERNATIONAL DRACO RACING	ITA	30	+1:03.676	43:41.763	137,58	29	1:23.873	143,35	
16	8	BULLER William	GBR	ARDEN MOTORSPORT	GBR	30	+1:04.448	43:42.535	137,54	30	1:25.131	141,24	+10.000
17	19	VISSER Beitske	NED	AVF	ESP	30	+1:14.137	43:52.224	137,04	16	1:25.437	140,73	
18	28	RODA Andrea	ITA	COMTEC RACING	GBR	29	+1 Lap	43:15.304	134,35	18	1:27.081	138,07	
19	21	MAVLANOV Roman	RUS	ZETA CORSE	RUS	29	+1 Lap	43:57.197	132,22	23	1:26.257	139,39	+10.000
20	3	SIROTKIN Sergey	RUS	FORTEC MOTORSPORTS	GBR	6	+24 Laps	9:57.690	120,70	6	1:24.029	143,09	
21	16	VAXIVIERE Matthieu	FRA	LOTUS	CZE	1	+29 Laps	2:03.870	97,06	1	1:56.660	103,06	

Meilleur tour / Best lap : 2 NATO Norman - 1:23.601

#21 : Penalty 10" (Track limits)

#12,8 : Penalty 10" (Art24.3)

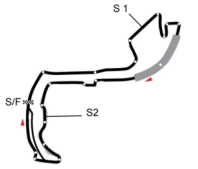




MONACO 3340m

ROUND 3 : MONACO  
FORMULA RENAULT 3.5 SERIES  
Course / Race (40:00 + 1 LAP)  
Historique / Records

Seq	Num	Secteur 1 Sector 1	Secteur 2 Sector 2	Secteur 3 Sector 3	Tour Lap	Temps Time	Seq	Num	Secteur 1 Sector 1	Secteur 2 Sector 2	Secteur 3 Sector 3	Tour Lap	Temps Time
<b>1 SAINZ Carlos</b>							121	2	22.178	43.949	20.986	2	1:27.113
11	1			16:09.348			141	2	21.775	43.420	20.791	3	1:25.986
32	1	33.027	49.668	52.378			161	2	21.673	43.156	20.818	4	1:25.647
59	1	44.685	44.797	10:51.865			181	2	21.715	43.005	20.796	5	1:25.516
77						START	201	2	21.545	42.838	20.748	6	1:25.131
81	1	32.027	57.807	1:29.847			221	2	21.486	42.811	20.810	7	1:25.107
103	1	25.503	44.642	21.452	1	1:31.597	240	2	21.436	42.467	21.091	8	1:24.994
124	1	22.201	43.531	20.992	2	1:26.724	259	2	21.818	43.291	21.033	9	1:26.142
144	1	21.981	44.169	20.951	3	1:27.101	278	2	21.252	42.243	20.555	10	1:24.050
164	1	21.676	43.088	20.921	4	1:25.685	297	2	21.833	43.504	20.897	11	1:26.234
184	1	21.598	43.044	20.825	5	1:25.467	316	2	21.232	42.446	20.695	12	1:24.373
204	1	21.662	42.933	20.682	6	1:25.277	335	2	21.499	43.220	20.789	13	1:25.508
224	1	21.608	43.058	20.822	7	1:25.488	354	2	20.992	42.455	20.924	14	1:24.371
243	1	21.971	43.138	21.660	8	1:26.769	373	2	21.434	43.064	20.831	15	1:25.329
262	1	21.782	43.064	20.948	9	1:25.794	392	2	21.001	42.279	20.321	16	1:23.601
281	1	21.341	42.589	20.558	10	1:24.488	410	2	21.078	42.424	20.809	17	1:24.311
300	1	21.714	42.967	20.760	11	1:25.441	429	2	21.608	43.271	20.883	18	1:25.762
319	1	21.844	42.888	20.650	12	1:25.382	448	2	21.243	42.655	20.762	19	1:24.660
338	1	21.281	42.893	20.718	13	1:24.892	467	2	21.095	42.239	20.460	20	1:23.794
357	1	21.607	43.207	21.238	14	1:26.052	486	2	21.532	43.069	20.776	21	1:25.377
376	1	21.408	42.592	20.652	15	1:24.652	505	2	21.426	42.742	20.571	22	1:24.739
395	1	21.392	42.630	20.732	16	1:24.754	524	2	21.385	42.914	20.570	23	1:24.869
413	1	21.685	43.399	20.829	17	1:25.913	542	2	21.266	42.709	20.683	24	1:24.658
432	1	21.465	42.605	20.920	18	1:24.990	561	2	21.088	42.425	20.701	25	1:24.214
451	1	21.570	43.098	20.714	19	1:25.382	580	2	21.115	42.601	20.698	26	1:24.414
470	1	21.587	42.860	20.848	20	1:25.295	599	2	21.234	42.528	20.675	27	1:24.437
489	1	21.975	42.910	21.310	21	1:26.195	618	2	21.215	42.596	20.804	28	1:24.615
508	1	21.462	42.664	20.634	22	1:24.760	637	2	21.257	42.777	20.818	29	1:24.852
527	1	21.245	42.447	20.550	23	1:24.242	656						FINISH
546	1	21.275	42.388	20.540	24	1:24.203	657	2	21.549	42.752	21.420	30	1:25.721
565	1	21.383	42.779	20.729	25	1:24.891	<b>3 SIROTKIN Sergey</b>						
583	1	21.492	42.899	20.712	26	1:25.103	7	3			16:02.742		
602	1	21.420	43.173	21.283	27	1:25.876	28	3	35.742	48.910	44.413		
621	1	21.485	42.673	20.659	28	1:24.817	61	3	45.569	44.868	11:15.614		
640	1	21.240	42.564	20.738	29	1:24.542	77						START
656						FINISH	99	3					
660	1	21.382	43.056	21.192	30	1:25.630	120	3	25.524	43.684	20.873	1	1:30.081
<b>2 NATO Norman</b>							140	3	21.673	42.971	20.685	2	1:25.329
12	2			16:12.525			160	3	21.537	42.763	20.477	3	1:24.777
33	2	34.602	53.420	52.794			180	3	21.441	42.531	20.488	4	1:24.460
56	2	27.945	47.003	10:57.250			200	3	21.564	42.219	20.401	5	1:24.184
77						START	220	3	21.271	42.459	20.299	6	1:24.029
78	2	30.750	58.609	1:31.443			656						FINISH
100	2	23.944	44.396	21.013	1	1:29.353							



MONACO 3340m

ROUND 3 : MONACO  
FORMULA RENAULT 3.5 SERIES  
Course / Race (40:00 + 1 LAP)  
Historique / Records

Seq	Num	Secteur 1 Sector 1	Secteur 2 Sector 2	Secteur 3 Sector 3	Tour Lap	Temps Time
<b>4 ROWLAND Oliver</b>						
8	4			16:03.544		
29	4	35.578	51.114	44.173		
49	4	28.086	46.015	1:07.430		
60	4	42.513	46.205	8:50.855		
77		START				
82	4	32.627	57.525	1:29.224		
104	4	25.434	45.129	21.403	1	1:31.966
125	4	22.320	43.947	20.926	2	1:27.193
145	4	22.204	44.041	20.989	3	1:27.234
165	4	21.878	43.506	20.969	4	1:26.353
185	4	21.843	43.224	20.960	5	1:26.027
205	4	21.798	43.645	20.961	6	1:26.404
225	4	21.801	42.859	20.710	7	1:25.370
244	4	21.548	42.797	21.217	8	1:25.562
263	4	21.776	42.729	20.740	9	1:25.245
282	4	21.537	42.664	20.624	10	1:24.825
301	4	21.454	42.649	20.844	11	1:24.947
320	4	21.561	42.909	20.794	12	1:25.264
339	4	21.471	42.553	20.745	13	1:24.769
358	4	21.423	42.745	20.915	14	1:25.083
377	4	21.752	42.702	20.792	15	1:25.246
396	4	21.553	42.739	20.809	16	1:25.101
414	4	21.512	42.787	20.923	17	1:25.222
433	4	21.556	42.703	20.840	18	1:25.099
452	4	21.472	43.025	20.837	19	1:25.334
471	4	21.605	42.840	20.910	20	1:25.355
490	4	21.640	43.193	21.037	21	1:25.870
509	4	21.608	42.676	20.712	22	1:24.996
528	4	21.603	42.960	20.866	23	1:25.429
547	4	21.180	42.476	20.656	24	1:24.312
566	4	21.660	43.287	20.693	25	1:25.640
584	4	21.447	43.174	20.707	26	1:25.328
603	4	21.257	42.389	20.636	27	1:24.282
622	4	21.384	42.569	20.679	28	1:24.632
641	4	21.256	42.491	20.655	29	1:24.402
656		FINISH				
661	4	21.511	42.798	20.851	30	1:25.160

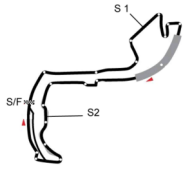
**5 FANTIN Pietro**

22	5			16:33.391		
43	5	35.957	54.105	1:18.489		
66	5	40.465	47.039	9:29.853		
77		START				
88	5	46.956	53.149	1:14.538		
110	5	26.902	47.974	22.240	1	1:37.116
131	5	22.613	44.432	21.609	2	1:28.654

Seq	Num	Secteur 1 Sector 1	Secteur 2 Sector 2	Secteur 3 Sector 3	Tour Lap	Temps Time
151	5	22.275	44.304	21.574	3	1:28.153
171	5	22.251	43.951	21.268	4	1:27.470
191	5	21.955	44.738	21.405	5	1:28.098
211	5	21.936	43.610	21.065	6	1:26.611
231	5	21.669	43.474	21.142	7	1:26.285
250	5	21.635	43.651	22.602	8	1:27.888
269	5	21.557	43.076	21.137	9	1:25.770
288	5	21.563	43.195	21.103	10	1:25.861
307	5	21.444	43.106	22.124	11	1:26.674
326	5	21.794	43.183	21.358	12	1:26.335
345	5	21.976	43.144	21.103	13	1:26.223
364	5	21.767	44.776	21.451	14	1:27.994
383	5	21.732	42.993	21.768	15	1:26.493
402	5	21.809	43.635	20.792	16	1:26.236
421	5	21.607	45.315	20.811	17	1:27.733
440	5	21.483	43.009	20.820	18	1:25.312
459	5	21.349	43.210	20.789	19	1:25.348
478	5	21.310	43.086	21.118	20	1:25.514
497	5	21.574	42.819	20.881	21	1:25.274
521	5	32.858	42.980	21.466	22	1:37.304
540	5	22.963	43.259	20.833	23	1:27.055
559	5	21.943	42.682	20.618	24	1:25.243
578	5	21.218	42.340	20.794	25	1:24.352
597	5	22.509	47.554	21.771	26	1:31.834
616	5	20.967	42.326	21.315	27	1:24.608
635	5	20.965	43.654	21.444	28	1:26.063
653	5	21.007	42.326	20.540	29	1:23.873
656		FINISH				
673	5	21.124	42.550	20.899	30	1:24.573

**6 GHIOTTO Luca**

23	6			16:36.284		
44	6	35.749	53.868	1:21.991		
75	6	40.482	47.388	9:36.514		
77		START				
97	6	55.213	57.426	51.813		
115	6	27.181	48.692	22.836	1	1:38.709
136	6	22.784	45.481	21.622	2	1:29.887
156	6	22.429	44.748	21.492	3	1:28.669
176	6	22.302	44.509	21.167	4	1:27.978
196	6	21.958	43.959	21.341	5	1:27.258
216	6	22.188	44.282	21.202	6	1:27.672
236	6	21.987	44.020	21.206	7	1:27.213
255	6	21.887	43.810	23.275	8	1:28.972
274	6	21.603	43.436	21.048	9	1:26.087
293	6	21.865	43.556	21.022	10	1:26.443
312	6	21.636	43.499	21.247	11	1:26.382
331	6	21.848	43.233	21.171	12	1:26.252



MONACO 3340m

ROUND 3 : MONACO  
FORMULA RENAULT 3.5 SERIES  
Course / Race (40:00 + 1 LAP)  
Historique / Records

Seq	Num	Secteur 1 Sector 1	Secteur 2 Sector 2	Secteur 3 Sector 3	Tour Lap	Temps Time
350	6	21.445	43.083	21.005	13	1:25.533
369	6	21.708	43.441	21.279	14	1:26.428
388	6	21.724	43.393	21.032	15	1:26.149
407	6	21.614	43.332	21.124	16	1:26.070
426	6	21.782	43.657	21.383	17	1:26.822
445	6	21.974	43.373	21.130	18	1:26.477
464	6	21.645	43.880	22.971	19	1:28.496
483	6	21.343	42.956	21.116	20	1:25.415
502	6	21.390	42.990	20.978	21	1:25.358
520	6	22.391	42.931	20.952	22	1:26.274
539	6	21.450	42.996	21.054	23	1:25.500
558	6	21.438	43.752	21.478	24	1:26.668
577	6	21.334	43.015	21.258	25	1:25.607
596	6	21.588	43.722	21.340	26	1:26.650
615	6	21.382	42.967	21.111	27	1:25.460
634	6	21.519	42.886	21.059	28	1:25.464
652	6	21.473	42.807	21.087	29	1:25.367
656						FINISH
672	6	21.312	43.211	21.374	30	1:25.897

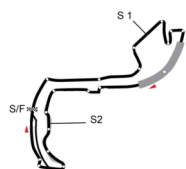
7 GASLY Pierre

14	7			16:17.825		
35	7	30.646	52.716	57.448		
63	7	41.813	46.720	10:38.622		
77						START
84	7	42.042	51.720	1:23.137		
106	7	25.715	46.147	21.537	1	1:33.399
127	7	22.364	44.110	21.178	2	1:27.652
147	7	21.813	43.853	21.033	3	1:26.699
167	7	21.999	43.398	21.016	4	1:26.413
187	7	21.814	43.177	20.864	5	1:25.855
207	7	21.630	43.346	20.905	6	1:25.881
227	7	21.823	43.294	20.931	7	1:26.048
246	7	21.766	43.681	22.116	8	1:27.563
265	7	22.082	43.103	20.839	9	1:26.024
284	7	21.786	42.988	20.712	10	1:25.486
303	7	21.435	42.749	20.705	11	1:24.889
322	7	21.586	43.144	20.747	12	1:25.477
341	7	21.542	43.184	20.935	13	1:25.661
360	7	21.669	42.631	20.642	14	1:24.942
379	7	21.482	42.909	20.783	15	1:25.174
398	7	21.429	42.754	20.740	16	1:24.923
417	7	21.379	42.767	20.700	17	1:24.846
435	7	21.493	42.970	20.828	18	1:25.291
454	7	21.410	42.824	20.629	19	1:24.863
473	7	21.458	42.687	20.857	20	1:25.002
492	7	21.441	42.649	20.860	21	1:24.950
511	7	21.559	42.704	20.762	22	1:25.025

Seq	Num	Secteur 1 Sector 1	Secteur 2 Sector 2	Secteur 3 Sector 3	Tour Lap	Temps Time
530	7	21.436	42.778	20.790	23	1:25.004
549	7	21.438	43.040	20.808	24	1:25.286
568	7	21.398	42.734	20.930	25	1:25.062
586	7	21.473	43.372	21.295	26	1:26.140
605	7	21.487	42.810	20.885	27	1:25.182
624	7	21.517	42.735	20.806	28	1:25.058
643	7	21.445	42.888	20.950	29	1:25.283
656						FINISH
663	7	21.445	42.841	20.955	30	1:25.241

8 BULLER William

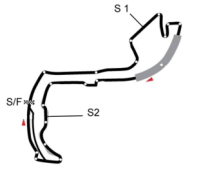
13	8			16:14.981		
34	8	33.394	52.596	55.504		
70	8	40.162	47.232	10:53.571		
77						START
92	8	50.317	55.595	1:03.655		
112	8	26.995	48.049	22.941	1	1:37.985
133	8	22.722	45.202	21.544	2	1:29.468
153	8	22.439	44.473	21.536	3	1:28.448
173	8	22.276	43.891	21.477	4	1:27.644
193	8	22.521	44.417	21.415	5	1:28.353
213	8	22.317	43.929	21.299	6	1:27.545
233	8	22.114	43.454	21.305	7	1:26.873
252	8	21.893	43.696	22.765	8	1:28.354
271	8	21.858	43.333	21.261	9	1:26.452
290	8	21.759	43.069	21.053	10	1:25.881
309	8	21.775	43.248	20.996	11	1:26.019
328	8	21.621	43.484	21.152	12	1:26.257
347	8	21.838	43.251	21.110	13	1:26.199
366	8	21.771	43.333	21.109	14	1:26.213
385	8	21.554	42.964	21.130	15	1:25.648
404	8	21.761	43.829	21.391	16	1:26.981
423	8	21.806	43.473	21.378	17	1:26.657
442	8	21.784	43.294	21.239	18	1:26.317
461	8	21.724	43.151	21.070	19	1:25.945
480	8	21.488	43.332	21.150	20	1:25.970
499	8	21.560	43.383	20.986	21	1:25.929
517	8	21.917	43.113	20.963	22	1:25.993
536	8	21.526	43.048	20.976	23	1:25.550
555	8	21.705	43.313	21.075	24	1:26.093
574	8	21.569	43.064	20.992	25	1:25.625
593	8	21.577	42.843	21.007	26	1:25.427
612	8	21.500	42.891	21.165	27	1:25.556
630	8	21.728	43.119	21.307	28	1:26.154
649	8	21.512	42.841	21.013	29	1:25.366
656						FINISH
669	8	21.587	42.627	20.917	30	1:25.131



MONACO 3340m

ROUND 3 : MONACO  
FORMULA RENAULT 3.5 SERIES  
Course / Race (40:00 + 1 LAP)  
Historique / Records

Seq	Num	Secteur 1 Sector 1	Secteur 2 Sector 2	Secteur 3 Sector 3	Tour Lap	Temps Time	Seq	Num	Secteur 1 Sector 1	Secteur 2 Sector 2	Secteur 3 Sector 3	Tour Lap	Temps Time
<b>9 SØRENSEN Marco</b>							148	11	22.511	44.288	21.218	3	1:28.017
24	9			16:25.922			168	11	22.000	43.663	21.116	4	1:26.779
45	9	39.855	51.853	1:23.749			188	11	21.950	43.470	21.068	5	1:26.488
58	9	40.692	47.913	9:10.940			208	11	21.870	43.187	21.016	6	1:26.073
77						START	228	11	21.751	42.949	20.901	7	1:25.601
80	9	31.061	58.051	1:30.426			247	11	21.762	43.231	21.912	8	1:26.905
101	9	24.211	44.730	21.242	1	1:30.183	266	11	21.786	43.223	20.900	9	1:25.909
122	9	22.175	43.497	21.123	2	1:26.795	285	11	21.702	43.429	21.349	10	1:26.480
142	9	21.932	43.273	21.049	3	1:26.254	304	11	21.701	43.209	20.975	11	1:25.885
162	9	21.828	43.040	20.757	4	1:25.625	323	11	21.644	42.988	21.100	12	1:25.732
182	9	21.755	42.926	20.796	5	1:25.477	342	11	21.664	42.947	20.894	13	1:25.505
202	9	21.576	42.781	20.798	6	1:25.155	361	11	21.679	42.956	20.920	14	1:25.555
222	9	21.613	42.765	20.614	7	1:24.992	380	11	21.516	42.883	20.872	15	1:25.271
241	9	21.741	42.710	21.231	8	1:25.682	399	11	21.422	42.786	20.929	16	1:25.137
260	9	21.727	42.812	21.313	9	1:25.852	418	11	21.385	42.497	20.758	17	1:24.640
279	9	21.678	42.646	20.664	10	1:24.988	437	11	21.413	42.785	20.903	18	1:25.101
298	9	21.627	42.453	20.783	11	1:24.863	456	11	21.509	42.665	20.984	19	1:25.158
317	9	21.593	42.534	20.700	12	1:24.827	474	11	21.510	43.108	20.944	20	1:25.562
336	9	21.560	42.641	20.799	13	1:25.000	493	11	21.516	42.818	21.005	21	1:25.339
355	9	21.469	42.478	20.768	14	1:24.715	512	11	21.601	42.915	20.995	22	1:25.511
374	9	21.530	42.402	20.813	15	1:24.745	531	11	21.519	43.122	21.129	23	1:25.770
393	9	21.506	42.421	20.773	16	1:24.700	550	11	21.566	42.960	20.806	24	1:25.332
411	9	21.509	42.584	20.676	17	1:24.769	569	11	21.346	42.926	20.872	25	1:25.144
430	9	21.354	42.845	20.610	18	1:24.809	588	11	21.391	42.935	20.880	26	1:25.206
449	9	21.393	42.331	20.698	19	1:24.422	607	11	21.506	43.077	21.045	27	1:25.628
468	9	21.369	42.546	20.487	20	1:24.402	626	11	21.460	43.012	20.933	28	1:25.405
487	9	21.382	42.590	20.786	21	1:24.758	644	11	21.524	42.970	21.259	29	1:25.753
506	9	21.586	42.479	20.721	22	1:24.786	656						FINISH
525	9	21.457	42.585	20.706	23	1:24.748	664	11	21.454	43.163	20.863	30	1:25.480
543	9	21.389	42.687	20.686	24	1:24.762	<b>12 LAINE Matias</b>						
562	9	21.418	42.609	20.735	25	1:24.762	10	12			16:04.113		
581	9	21.406	42.353	20.722	26	1:24.481	31	12	35.580	55.383	46.852		
600	9	21.248	42.524	20.542	27	1:24.314	51	12	37.458	47.685	1:01.526		
619	9	21.449	42.390	20.626	28	1:24.465	71	12	40.993	46.598	8:49.263		
638	9	21.413	42.559	20.642	29	1:24.614	77						START
656						FINISH	91	12	52.164	54.335	1:02.039		
658	9	21.556	42.711	20.946	30	1:25.213	111	12	26.673	47.925	22.770	1	1:37.368
<b>11 STEVENS Will</b>							132	12	22.718	45.134	21.635	2	1:29.487
9	11			16:04.191			152	12	22.336	44.381	21.526	3	1:28.243
30	11	35.819	52.951	43.120			172	12	22.308	43.971	21.514	4	1:27.793
50	11	28.129	48.226	1:11.989			192	12	21.876	43.997	21.742	5	1:27.615
64	11	41.332	47.014	8:45.739			212	12	21.982	43.870	21.490	6	1:27.342
77						START	232	12	21.931	43.587	21.147	7	1:26.665
85	11	44.628	52.674	1:18.668			251	12	21.651	43.338	22.824	8	1:27.813
107	11	25.982	47.900	21.879	1	1:35.761	270	12	21.713	43.517	21.143	9	1:26.373
128	11	22.559	44.526	21.477	2	1:28.562	289	12	21.714	43.385	21.076	10	1:26.175
							308	12	21.727	43.606	21.093	11	1:26.426



MONACO 3340m

ROUND 3 : MONACO  
FORMULA RENAULT 3.5 SERIES  
Course / Race (40:00 + 1 LAP)  
Historique / Records

Seq	Num	Secteur 1 Sector 1	Secteur 2 Sector 2	Secteur 3 Sector 3	Tour Lap	Temps Time
327	12	21.789	43.384	21.241	12	1:26.414
346	12	21.847	43.470	21.044	13	1:26.361
365	12	21.541	42.976	21.062	14	1:25.579
384	12	22.041	43.530	21.270	15	1:26.841
403	12	21.869	43.911	21.218	16	1:26.998
422	12	21.849	43.646	21.355	17	1:26.850
441	12	21.704	43.252	21.060	18	1:26.016
460	12	21.616	43.091	20.989	19	1:25.696
479	12	21.881	43.392	20.993	20	1:26.266
498	12	21.685	42.894	20.975	21	1:25.554
516	12	21.776	42.998	20.872	22	1:25.646
535	12	21.726	42.913	20.781	23	1:25.420
554	12	21.672	42.888	20.853	24	1:25.413
573	12	21.646	42.833	20.830	25	1:25.309
592	12	21.626	42.810	20.881	26	1:25.317
611	12	21.472	42.837	20.846	27	1:25.155
629	12	21.489	43.222	21.065	28	1:25.776
648	12	21.453	42.791	20.860	29	1:25.104
656						FINISH
668	12	21.394	42.948	20.868	30	1:25.210

15 STOCKINGER Marlon

15	15			16:19.051		
36	15	36.127	52.739	53.444		
52	15	40.895	48.894	41.940		
68	15	27.841	48.392	8:41.398		
77						START
89	15	49.817	53.689	1:08.139		
113	15	28.117	48.268	22.930	1	1:39.315
134	15	22.905	45.202	21.664	2	1:29.771
154	15	22.368	44.511	21.393	3	1:28.272
174	15	22.269	44.116	21.244	4	1:27.629
194	15	22.159	44.404	21.418	5	1:27.981
214	15	22.332	44.170	21.205	6	1:27.707
234	15	22.090	43.631	21.090	7	1:26.811
253	15	22.105	43.674	22.735	8	1:28.514
272	15	22.126	43.319	21.126	9	1:26.571
291	15	21.888	43.260	20.915	10	1:26.063
310	15	21.765	43.275	20.944	11	1:25.984
329	15	21.599	43.396	20.921	12	1:25.916
348	15	21.838	43.374	21.042	13	1:26.254
367	15	21.643	43.436	21.063	14	1:26.142
386	15	21.630	43.062	21.010	15	1:25.702
405	15	21.619	43.943	21.108	16	1:26.670
424	15	21.830	43.808	21.160	17	1:26.798
443	15	21.788	43.297	21.122	18	1:26.207
462	15	21.713	43.671	20.893	19	1:26.277
481	15	21.948	43.455	20.916	20	1:26.319

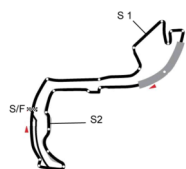
Seq	Num	Secteur 1 Sector 1	Secteur 2 Sector 2	Secteur 3 Sector 3	Tour Lap	Temps Time
500	15	21.831	43.295	21.023	21	1:26.149
518	15	22.473	43.179	20.813	22	1:26.465
537	15	21.609	43.252	21.076	23	1:25.937
556	15	21.650	42.904	21.018	24	1:25.572
575	15	21.415	43.037	20.833	25	1:25.285
594	15	21.682	42.869	20.908	26	1:25.459
613	15	21.479	42.710	20.928	27	1:25.117
631	15	21.562	43.111	21.026	28	1:25.699
650	15	21.630	43.392	20.918	29	1:25.940
656						FINISH
670	15	21.460	43.045	20.887	30	1:25.392

16 VAXIVIERE Matthieu

16	16			16:18.146		
37	16	36.484	53.722	50.083		
73	16	43.973	49.276	10:39.204		
77						START
94	16	53.517	57.901	54.691		
119	16	36.675	56.980	23.005	1	1:56.660
656						FINISH

17 JAAFAR Jazeman

27	17			16:39.057		
48	17	44.248	54.541	1:26.396		
57	17	43.871	46.414	8:50.583		
77						START
79	17	30.880	58.176	1:31.402		
102	17	25.043	44.651	21.362	1	1:31.056
123	17	22.270	43.743	21.038	2	1:27.051
143	17	22.150	43.194	20.903	3	1:26.247
163	17	21.834	43.095	20.767	4	1:25.696
183	17	21.882	42.963	20.828	5	1:25.673
203	17	21.879	43.169	20.674	6	1:25.722
223	17	21.717	43.159	20.759	7	1:25.635
242	17	21.769	43.027	21.050	8	1:25.846
261	17	21.903	43.032	20.780	9	1:25.715
280	17	21.742	43.058	20.727	10	1:25.527
299	17	21.843	42.773	20.573	11	1:25.189
318	17	21.644	42.692	20.690	12	1:25.026
337	17	21.597	43.058	20.766	13	1:25.421
356	17	21.614	42.773	20.625	14	1:25.012
375	17	21.483	42.902	20.615	15	1:25.000
394	17	21.560	42.914	20.741	16	1:25.215
412	17	21.779	42.994	20.779	17	1:25.552
431	17	21.832	42.866	21.053	18	1:25.751
450	17	21.522	43.097	20.679	19	1:25.298



MONACO 3340m

ROUND 3 : MONACO  
FORMULA RENAULT 3.5 SERIES  
Course / Race (40:00 + 1 LAP)  
Historique / Records

Seq	Num	Secteur 1 Sector 1	Secteur 2 Sector 2	Secteur 3 Sector 3	Tour Lap	Temps Time
469	17	21.575	<b>42.689</b>	20.628	20	<b>1:24.892</b>
488	17	21.641	<b>42.665</b>	20.714	21	1:25.020
507	17	<b>21.420</b>	42.720	20.647	22	<b>1:24.787</b>
526	17	21.525	<b>42.552</b>	20.591	23	<b>1:24.668</b>
545	17	21.516	42.561	20.644	24	1:24.721
564	17	21.593	42.929	20.786	25	1:25.308
582	17	21.557	42.942	20.648	26	1:25.147
601	17	<b>21.383</b>	42.779	20.677	27	1:24.839
620	17	21.572	42.735	20.815	28	1:25.122
639	17	21.640	42.780	20.631	29	1:25.051
656						FINISH
659	17	21.604	42.860	20.957	30	1:25.421

**19 VISSER Beitske**

21	19			<b>16:26.308</b>		
42	19	<b>35.314</b>	<b>52.766</b>	<b>1:22.795</b>		
74	19	36.029	<b>51.006</b>	9:47.431		
77						START
95	19	54.982	58.247	<b>52.109</b>		
116	19	<b>30.237</b>	<b>47.985</b>	<b>22.101</b>	1	<b>1:40.323</b>
137	19	<b>22.879</b>	<b>45.732</b>	<b>21.717</b>	2	<b>1:30.328</b>
157	19	22.935	<b>44.650</b>	<b>21.321</b>	3	<b>1:28.906</b>
177	19	<b>22.196</b>	<b>44.240</b>	<b>21.186</b>	4	<b>1:27.622</b>
197	19	<b>22.037</b>	<b>43.767</b>	21.332	5	<b>1:27.136</b>
217	19	<b>22.011</b>	44.041	21.286	6	1:27.338
237	19	<b>21.920</b>	43.953	21.216	7	<b>1:27.089</b>
256	19	22.053	43.889	23.273	8	1:29.215
275	19	21.975	43.833	21.230	9	<b>1:27.038</b>
294	19	<b>21.852</b>	<b>43.601</b>	<b>21.075</b>	10	<b>1:26.528</b>
313	19	<b>21.777</b>	<b>43.360</b>	21.112	11	<b>1:26.249</b>
332	19	<b>21.690</b>	43.526	21.224	12	1:26.440
351	19	<b>21.656</b>	47.341	21.108	13	1:30.105
370	19	21.727	43.391	21.182	14	1:26.300
389	19	21.700	43.398	<b>20.928</b>	15	<b>1:26.026</b>
408	19	<b>21.550</b>	<b>43.070</b>	<b>20.817</b>	16	<b>1:25.437</b>
427	19	<b>21.532</b>	<b>42.951</b>	21.099	17	1:25.582
446	19	21.591	43.274	21.207	18	1:26.072
465	19	21.628	43.374	21.135	19	1:26.137
484	19	21.603	42.990	21.074	20	1:25.667
503	19	21.726	43.126	21.005	21	1:25.857
522	19	22.577	43.971	21.182	22	1:27.730
541	19	21.770	44.230	21.185	23	1:27.185
560	19	21.891	43.442	21.061	24	1:26.394
579	19	21.671	43.843	20.910	25	1:26.424
598	19	21.841	43.432	21.588	26	1:26.861
617	19	21.688	43.572	21.217	27	1:26.477
636	19	21.900	44.129	21.075	28	1:27.104
655	19	21.888	43.897	21.506	29	1:27.291

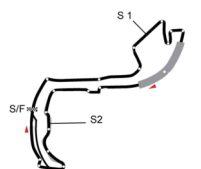
Seq	Num	Secteur 1 Sector 1	Secteur 2 Sector 2	Secteur 3 Sector 3	Tour Lap	Temps Time
656						FINISH
675	19	22.180	44.300	21.491	30	1:27.971

**20 AMBERG Zoel**

20	20					<b>16:27.147</b>
41	20	<b>34.780</b>	<b>51.734</b>	<b>1:16.285</b>		
62	20	41.049	<b>49.041</b>	9:39.150		
77						START
83	20	40.972	49.766	1:26.535		
105	20	<b>26.002</b>	<b>45.796</b>	<b>21.528</b>	1	<b>1:33.326</b>
126	20	<b>22.247</b>	<b>43.933</b>	<b>21.393</b>	2	<b>1:27.573</b>
146	20	<b>21.842</b>	43.944	<b>21.020</b>	3	<b>1:26.806</b>
166	20	21.869	<b>43.526</b>	<b>20.964</b>	4	<b>1:26.359</b>
186	20	<b>21.684</b>	<b>43.144</b>	<b>20.725</b>	5	<b>1:25.553</b>
206	20	21.748	43.555	21.136	6	1:26.439
226	20	21.701	43.224	20.887	7	1:25.812
245	20	21.847	43.260	21.748	8	1:26.855
264	20	21.743	43.321	20.978	9	1:26.042
283	20	<b>21.582</b>	43.181	<b>20.715</b>	10	<b>1:25.478</b>
302	20	<b>21.491</b>	<b>43.066</b>	20.884	11	<b>1:25.441</b>
321	20	21.559	<b>42.865</b>	20.881	12	<b>1:25.305</b>
340	20	21.581	43.039	<b>20.602</b>	13	<b>1:25.222</b>
359	20	21.510	<b>42.521</b>	20.753	14	<b>1:24.784</b>
378	20	<b>21.372</b>	42.822	20.732	15	1:24.926
397	20	21.372	42.641	20.923	16	1:24.936
416	20	21.445	42.988	20.818	17	1:25.251
434	20	21.551	42.610	20.796	18	1:24.957
453	20	<b>21.326</b>	42.857	20.687	19	1:24.870
472	20	21.627	42.931	20.811	20	1:25.369
491	20	21.455	42.766	21.034	21	1:25.255
510	20	21.342	42.882	20.785	22	1:25.009
529	20	21.327	42.822	20.852	23	1:25.001
548	20	21.369	43.074	20.901	24	1:25.344
567	20	21.477	42.869	20.910	25	1:25.256
585	20	21.358	43.391	21.574	26	1:26.323
604	20	<b>21.225</b>	42.838	20.826	27	1:24.889
623	20	21.515	42.574	20.908	28	1:24.997
642	20	21.580	43.051	21.009	29	1:25.640
656						FINISH
662	20	21.410	42.895	21.055	30	1:25.360

**21 MAVLANOV Roman**

19	21					<b>16:21.774</b>
40	21	<b>31.520</b>	<b>52.046</b>	<b>1:24.186</b>		
54	21	37.676	<b>49.524</b>	<b>41.257</b>		
69	21	35.970	<b>48.796</b>	7:47.398		



MONACO 3340m

ROUND 3 : MONACO  
FORMULA RENAULT 3.5 SERIES  
Course / Race (40:00 + 1 LAP)  
Historique / Records

Seq	Num	Secteur 1 Sector 1	Secteur 2 Sector 2	Secteur 3 Sector 3	Tour Lap	Temps Time
<b>77</b>						<b>START</b>
90	21	50.187	53.994	1:06.789		
118	21	36.601	<b>45.019</b>	<b>22.285</b>	1	<b>1:43.905</b>
139	21	<b>22.878</b>	45.478	<b>21.823</b>	2	<b>1:30.179</b>
159	21	<b>22.748</b>	<b>44.831</b>	<b>21.741</b>	3	<b>1:29.320</b>
179	21	<b>22.465</b>	<b>44.575</b>	<b>21.368</b>	4	<b>1:28.408</b>
199	21	22.549	44.917	<b>21.345</b>	5	1:28.811
219	21	22.620	<b>44.203</b>	<b>21.199</b>	6	<b>1:28.022</b>
239	21	22.477	<b>43.902</b>	<b>21.048</b>	7	<b>1:27.427</b>
258	21	<b>22.460</b>	44.084	22.338	8	1:28.882
277	21	22.476	44.337	21.521	9	1:28.334
296	21	22.762	44.317	21.177	10	1:28.256
315	21	22.495	44.220	21.285	11	1:28.000
334	21	<b>22.389</b>	44.364	21.103	12	1:27.856
353	21	<b>22.289</b>	43.970	21.130	13	<b>1:27.389</b>
372	21	<b>22.281</b>	<b>43.685</b>	21.077	14	<b>1:27.043</b>
391	21	22.410	44.486	21.060	15	1:27.956
415	21	23.058	44.579	55.186	16	2:02.823
436	21	26.616	<b>43.314</b>	21.428	17	1:31.358
455	21	<b>22.018</b>	<b>42.831</b>	21.864	18	<b>1:26.713</b>
475	21	22.271	46.637	21.334	19	1:30.242
495	21	22.312	46.523	<b>20.941</b>	20	1:29.776
514	21	22.110	43.242	21.224	21	<b>1:26.576</b>
533	21	22.525	43.597	<b>20.815</b>	22	1:26.937
552	21	<b>21.853</b>	43.386	21.018	23	<b>1:26.257</b>
571	21	22.231	43.281	20.905	24	1:26.417
590	21	22.239	43.472	21.387	25	1:27.098
609	21	22.229	43.383	21.158	26	1:26.770
632	21	22.485	47.172	26.692	27	1:36.349
654	21	28.249	46.940	21.052	28	1:36.241
656	<b>FINISH</b>					
674	21	22.183	43.759	21.563	29	1:27.505

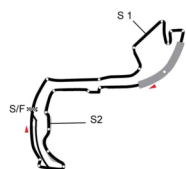
**22 MERHI Roberto**

18	22			<b>16:19.797</b>		
38	22	<b>31.455</b>	<b>51.097</b>	<b>59.507</b>		
53	22	34.550	<b>49.716</b>	<b>40.990</b>		
65	22	<b>26.254</b>	<b>45.975</b>	8:26.734		
<b>77</b>						<b>START</b>
87	22	46.557	51.355	1:17.439		
108	22	<b>26.123</b>	48.292	<b>21.782</b>	1	<b>1:36.197</b>
129	22	<b>22.558</b>	<b>44.244</b>	<b>21.544</b>	2	<b>1:28.346</b>
149	22	<b>22.440</b>	44.687	<b>21.438</b>	3	1:28.565
169	22	<b>22.164</b>	<b>43.838</b>	<b>21.117</b>	4	<b>1:27.119</b>
189	22	<b>22.095</b>	45.070	<b>21.109</b>	5	1:28.274
209	22	<b>21.995</b>	<b>43.377</b>	<b>20.847</b>	6	<b>1:26.219</b>
229	22	<b>21.856</b>	<b>43.212</b>	20.907	7	<b>1:25.975</b>
248	22	21.932	43.260	21.980	8	1:27.172

Seq	Num	Secteur 1 Sector 1	Secteur 2 Sector 2	Secteur 3 Sector 3	Tour Lap	Temps Time
267	22	22.100	<b>43.155</b>	20.936	9	1:26.191
286	22	<b>21.841</b>	<b>43.068</b>	<b>20.781</b>	10	<b>1:25.690</b>
305	22	21.915	<b>42.992</b>	20.788	11	1:25.695
324	22	21.971	43.075	20.817	12	1:25.863
343	22	<b>21.697</b>	<b>42.801</b>	<b>20.653</b>	13	<b>1:25.151</b>
362	22	<b>21.680</b>	<b>42.624</b>	20.788	14	<b>1:25.092</b>
381	22	21.869	42.686	20.734	15	1:25.289
400	22	<b>21.625</b>	42.651	20.817	16	1:25.093
419	22	21.716	<b>42.611</b>	20.732	17	<b>1:25.059</b>
438	22	21.726	42.815	20.847	18	1:25.388
457	22	21.762	42.898	21.072	19	1:25.732
476	22	21.896	43.076	21.032	20	1:26.004
494	22	21.821	43.104	20.761	21	1:25.686
513	22	<b>21.580</b>	42.811	20.902	22	1:25.293
532	22	21.596	42.628	20.751	23	<b>1:24.975</b>
551	22	<b>21.555</b>	<b>42.502</b>	20.828	24	<b>1:24.885</b>
570	22	21.652	42.969	21.297	25	1:25.918
589	22	21.797	43.173	20.959	26	1:25.929
608	22	21.714	42.769	20.926	27	1:25.409
627	22	21.820	43.081	21.013	28	1:25.914
646	22	21.586	42.609	20.958	29	1:25.153
656	<b>FINISH</b>					
666	22	22.447	43.918	21.734	30	1:28.099

**25 WEBB Oliver**

25	25			<b>16:22.981</b>		
46	25	<b>41.493</b>	<b>55.826</b>	<b>1:20.552</b>		
72	25	43.015	<b>48.394</b>	9:18.037		
<b>77</b>						<b>START</b>
93	25	52.582	55.329	<b>59.159</b>		
114	25	<b>27.816</b>	<b>48.291</b>	<b>22.802</b>	1	<b>1:38.909</b>
135	25	<b>23.076</b>	<b>45.274</b>	<b>21.535</b>	2	<b>1:29.885</b>
155	25	<b>22.528</b>	<b>44.663</b>	<b>21.363</b>	3	<b>1:28.554</b>
175	25	<b>22.370</b>	<b>44.106</b>	<b>21.146</b>	4	<b>1:27.622</b>
195	25	<b>22.162</b>	44.420	21.249	5	1:27.831
215	25	22.306	44.280	<b>21.103</b>	6	1:27.689
235	25	<b>22.134</b>	<b>43.951</b>	<b>21.102</b>	7	<b>1:27.187</b>
254	25	<b>22.019</b>	<b>43.605</b>	22.456	8	1:28.080
273	25	22.284	<b>43.435</b>	<b>21.079</b>	9	<b>1:26.798</b>
292	25	22.056	<b>43.324</b>	<b>20.911</b>	10	<b>1:26.291</b>
311	25	22.036	43.324	21.061	11	1:26.421
330	25	<b>21.774</b>	<b>43.058</b>	20.913	12	<b>1:25.745</b>
349	25	21.802	43.317	<b>20.802</b>	13	1:25.921
368	25	21.874	43.425	21.010	14	1:26.309
387	25	21.847	43.375	21.014	15	1:26.236
406	25	21.836	43.464	21.139	16	1:26.439
425	25	21.808	43.465	21.086	17	1:26.359
444	25	21.801	43.473	21.071	18	1:26.345



MONACO 3340m

ROUND 3 : MONACO  
FORMULA RENAULT 3.5 SERIES  
Course / Race (40:00 + 1 LAP)  
Historique / Records

Seq	Num	Secteur 1 Sector 1	Secteur 2 Sector 2	Secteur 3 Sector 3	Tour Lap	Temps Time
463	25	21.962	43.466	20.964	19	1:26.392
482	25	21.869	43.530	21.020	20	1:26.419
501	25	<b>21.692</b>	43.261	21.090	21	1:26.043
519	25	22.266	43.314	21.158	22	1:26.738
538	25	21.723	<b>43.047</b>	21.006	23	1:25.776
557	25	<b>21.641</b>	43.291	21.083	24	1:26.015
576	25	<b>21.640</b>	43.115	21.005	25	1:25.760
595	25	21.652	<b>42.939</b>	21.151	26	<b>1:25.742</b>
614	25	<b>21.494</b>	<b>42.917</b>	21.223	27	<b>1:25.634</b>
633	25	21.620	42.933	21.088	28	1:25.641
651	25	21.652	43.172	21.100	29	1:25.924
656						FINISH
671	25	21.923	43.535	21.543	30	1:27.001

**26 VAN BUUREN Meindert**

26	26			<b>16:29.225</b>		
47	26	<b>44.509</b>	<b>51.950</b>	<b>1:23.327</b>		
67	26	<b>43.854</b>	<b>46.875</b>	9:07.372		
77						START
86	26	50.820	53.511	<b>1:09.439</b>		
109	26	<b>26.601</b>	48.002	<b>21.957</b>	1	<b>1:36.560</b>
130	26	<b>22.728</b>	<b>44.388</b>	<b>21.326</b>	2	<b>1:28.442</b>
150	26	<b>22.344</b>	44.657	21.401	3	<b>1:28.402</b>
170	26	22.412	<b>43.987</b>	<b>21.217</b>	4	<b>1:27.616</b>
190	26	<b>22.028</b>	44.862	21.348	5	1:28.238
210	26	<b>21.965</b>	<b>43.553</b>	<b>20.915</b>	6	<b>1:26.433</b>
230	26	<b>21.731</b>	43.582	<b>20.897</b>	7	<b>1:26.210</b>
249	26	21.835	<b>43.535</b>	22.049	8	1:27.419
268	26	21.818	<b>43.203</b>	21.253	9	1:26.274
287	26	21.735	<b>42.886</b>	20.926	10	<b>1:25.547</b>
306	26	21.820	43.129	22.095	11	1:27.044
325	26	21.939	43.123	21.506	12	1:26.568
344	26	21.792	43.157	21.217	13	1:26.166
363	26	21.894	44.705	21.224	14	1:27.823
382	26	21.842	43.020	21.686	15	1:26.548
401	26	22.030	43.223	<b>20.853</b>	16	1:26.106
420	26	21.958	44.444	21.057	17	1:27.459
439	26	21.737	<b>42.587</b>	20.958	18	<b>1:25.282</b>
458	26	<b>21.654</b>	42.878	20.920	19	1:25.452
477	26	<b>21.529</b>	43.002	20.984	20	1:25.515
496	26	21.733	42.908	20.965	21	1:25.606
515	26	21.750	43.099	21.187	22	1:26.036
534	26	21.831	42.985	21.021	23	1:25.837
553	26	21.875	42.897	21.087	24	1:25.859
572	26	21.721	42.893	21.219	25	1:25.833
591	26	21.614	42.741	20.961	26	1:25.316
610	26	<b>21.445</b>	42.953	21.013	27	1:25.411
628	26	21.617	43.167	20.959	28	1:25.743

Seq	Num	Secteur 1 Sector 1	Secteur 2 Sector 2	Secteur 3 Sector 3	Tour Lap	Temps Time
647	26	21.624	43.116	21.037	29	1:25.777
656						FINISH
667	26	21.815	43.091	20.951	30	1:25.857

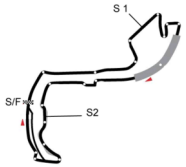
**28 RODA Andrea**

17	28			<b>16:18.016</b>		
39	28	<b>36.463</b>	<b>59.669</b>	<b>1:11.956</b>		
76	28	40.154	<b>54.739</b>	10:10.710		
77						START
96	28	55.459	57.465	<b>49.714</b>		
117	28	<b>30.273</b>	<b>48.204</b>	<b>22.383</b>	1	<b>1:40.860</b>
138	28	<b>23.102</b>	<b>45.685</b>	<b>21.826</b>	2	<b>1:30.613</b>
158	28	<b>22.870</b>	<b>45.302</b>	<b>21.398</b>	3	<b>1:29.570</b>
178	28	<b>22.579</b>	<b>44.766</b>	<b>21.096</b>	4	<b>1:28.441</b>
198	28	22.677	<b>44.503</b>	21.407	5	1:28.587
218	28	22.628	<b>43.798</b>	21.175	6	<b>1:27.601</b>
238	28	<b>22.324</b>	43.985	<b>21.089</b>	7	<b>1:27.398</b>
257	28	22.584	44.106	22.423	8	1:29.113
276	28	22.892	44.566	21.568	9	1:29.026
295	28	22.543	44.405	21.281	10	1:28.229
314	28	<b>22.260</b>	44.258	21.438	11	1:27.956
333	28	22.428	44.337	<b>20.970</b>	12	1:27.735
352	28	22.295	43.845	21.179	13	<b>1:27.319</b>
371	28	<b>22.170</b>	43.870	21.176	14	<b>1:27.216</b>
390	28	22.465	43.898	21.220	15	1:27.583
409	28	22.521	44.074	21.458	16	1:28.053
428	28	22.276	44.381	21.428	17	1:28.085
447	28	22.274	<b>43.706</b>	21.101	18	<b>1:27.081</b>
466	28	22.210	44.262	21.383	19	1:27.855
485	28	22.736	44.349	21.028	20	1:28.113
504	28	22.400	44.058	21.362	21	1:27.820
523	28	23.273	44.052	21.220	22	1:28.545
544	28	22.733	49.249	21.766	23	1:33.748
563	28	22.603	43.984	21.191	24	1:27.778
587	28	22.487	51.407	24.151	25	1:38.045
606	28	22.646	44.101	<b>20.935</b>	26	1:27.682
625	28	<b>22.148</b>	43.976	21.043	27	1:27.167
645	28	<b>21.953</b>	<b>43.498</b>	25.217	28	1:30.668
656						FINISH
665	28	23.072	44.781	21.559	29	1:29.412

**1001 Safety Car**

5	1001					
6	1001	<b>35.278</b>	<b>1:01.085</b>	<b>29.458</b>		
55	1001	<b>32.918</b>	<b>1:00.602</b>	16:36.101		
77						START

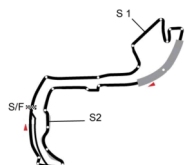




ROUND 3 : MONACO  
FORMULA RENAULT 3.5 SERIES  
Course / Race (40:00 + 1 LAP)  
Historique / Records

MONACO 3340m

Seq	Num	Secteur 1 Sector 1	Secteur 2 Sector 2	Secteur 3 Sector 3	Tour Lap	Temps Time
	656					FINISH



MONACO 3340m

ROUND 3 : MONACO  
FORMULA RENAULT 3.5 SERIES

Course / Race (40:00 + 1 LAP)

Tour par tour / Lap by lap

Grille / Grid	2	17	9	1	4	3	20	7	11	22	5	26	15	21	8	12	25	16	19	6	28	0
---------------	---	----	---	---	---	---	----	---	----	----	---	----	----	----	---	----	----	----	----	---	----	---

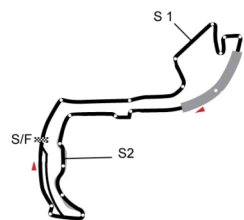
	1.	2.	3.	4.	5.	6.	7.	8.	9.	10.	11.	12.	13.	14.	15.	16.	17.	18.	19.	20.	21.	22.
Départ / Start	2	17	9	1	4	20	7	11	22	26	5	15	21	8	12	25	16	19	6	28	3	
Tour / Lap 1	2	9	17	1	4	20	7	11	22	26	5	12	8	15	25	6	19	28	21	16	3	
Tour / Lap 2	2	9	17	1	4	20	7	11	22	26	5	12	8	15	25	6	19	28	21	3		
Tour / Lap 3	2	9	17	1	4	20	7	11	22	26	5	12	8	15	25	6	19	28	21	3		
Tour / Lap 4	2	9	17	1	4	20	7	11	22	26	5	12	8	15	25	6	19	28	21	3		
Tour / Lap 5	2	9	17	1	4	20	7	11	22	26	5	12	8	15	25	6	19	28	21	3		
Tour / Lap 6	2	9	17	1	4	20	7	11	22	26	5	12	8	15	25	6	19	28	21	3		
Tour / Lap 7	2	9	17	1	4	20	7	11	22	26	5	12	8	15	25	6	19	28	21			
Tour / Lap 8	2	9	17	1	4	20	7	11	22	26	5	12	8	15	25	6	19	28	21			
Tour / Lap 9	2	9	17	1	4	20	7	11	22	26	5	12	8	15	25	6	19	28	21			
Tour / Lap 10	2	9	17	1	4	20	7	11	22	26	5	12	8	15	25	6	19	28	21			
Tour / Lap 11	2	9	17	1	4	20	7	11	22	26	5	12	8	15	25	6	19	28	21			
Tour / Lap 12	2	9	17	1	4	20	7	11	22	26	5	12	8	15	25	6	19	28	21			
Tour / Lap 13	2	9	17	1	4	20	7	11	22	26	5	12	8	15	25	6	19	28	21			
Tour / Lap 14	2	9	17	1	4	20	7	11	22	26	5	12	8	15	25	6	19	28	21			
Tour / Lap 15	2	9	17	1	4	20	7	11	22	26	5	12	8	15	25	6	19	28	21			
Tour / Lap 16	2	9	17	1	4	20	7	11	22	26	5	12	8	15	25	6	19	28	21			
Tour / Lap 17	2	9	17	1	4	20	7	11	22	26	5	12	8	15	25	6	19	28	21			
Tour / Lap 18	2	9	17	1	4	20	7	11	22	26	5	12	8	15	25	6	19	28	21			
Tour / Lap 19	2	9	17	1	4	20	7	11	22	26	5	12	8	15	25	6	19	28	21			
Tour / Lap 20	2	9	17	1	4	20	7	11	22	26	5	12	8	15	25	6	19	28	21			
Tour / Lap 21	2	9	17	1	4	20	7	11	22	26	5	12	8	15	25	6	19	28	21			
Tour / Lap 22	2	9	17	1	4	20	7	11	22	26	12	8	15	25	6	5	19	28	21			
Tour / Lap 23	2	9	17	1	4	20	7	11	22	26	12	8	15	25	6	5	19	28	21			
Tour / Lap 24	2	9	17	1	4	20	7	11	22	26	12	8	15	25	6	5	19	28	21			
Tour / Lap 25	2	9	17	1	4	20	7	11	22	26	12	8	15	25	6	5	19	28	21			
Tour / Lap 26	2	9	17	1	4	20	7	11	22	26	12	8	15	25	6	5	19	28	21			
Tour / Lap 27	2	9	17	1	4	20	7	11	22	26	12	8	15	25	6	5	19	28	21			
Tour / Lap 28	2	9	17	1	4	20	7	11	22	26	12	8	15	25	6	5	19	28	21			
Tour / Lap 29	2	9	17	1	4	20	7	11	22	26	12	8	15	25	6	5	19	28	21			
Tour / Lap 30	2	9	17	1	4	20	7	11	22	26	12	8	15	25	6	5	19					

RENAULT SPORT



world series  
by RENAULT

FORMULA  
RENAULT 3.5  
SERIES



MONACO 3340m

MONACO  
FORMULA RENAULT 3.5  
After Race  
Drivers Championship Standings

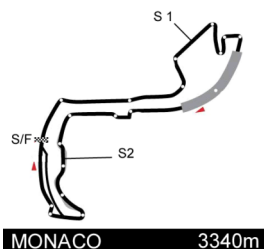
Clt	Num	Pilote	Nation	R	Points	ITA 1	ITA 2	ESP 1	ESP 2	MON	BEL	RUS	AUT	HUN	FRA	ESP
1	1	SAINZ Carlos	ESP		74	0	25	25	12	12	-	-	-	-	-	-
2	4	ROWLAND Oliver	GBR	R	59	8	1	15	25	10	-	-	-	-	-	-
3	7	GASLY Pierre	FRA	R	51	15	10	2	18	6	-	-	-	-	-	-
4	11	STEVENS Will	GBR		44	25	0	0	15	4	-	-	-	-	-	-
5	22	MERHI Roberto	ESP	R	38	18	2	8	8	2	-	-	-	-	-	-
6	27	MARTSENKO Nikolay	RUS		36	10	8	18	0	-	-	-	-	-	-	-
7	20	AMBERG Zoel	SUI		32	4	0	10	10	8	-	-	-	-	-	-
8	15	STOCKINGER Marlon	PHI		30	0	18	12	0	0	-	-	-	-	-	-
9	2	NATO Norman	FRA		26	0	0	0	1	25	-	-	-	-	-	-
10	3	SIROTKIN Sergey	RUS		25	6	15	4	0	0	-	-	-	-	-	-
11	9	SØRENSEN Marco	DEN		24	0	0	0	6	18	-	-	-	-	-	-
12	17	JAAFAR Jazeman	MAS		23	0	6	0	2	15	-	-	-	-	-	-
13	6	GHIOTTO Luca	ITA	R	12	0	12	0	0	0	-	-	-	-	-	-
14	8	BULLER William	GBR		12	12	0	0	0	0	-	-	-	-	-	-
15	16	VAXIVIERE Matthieu	FRA	R	10	0	0	6	4	0	-	-	-	-	-	-
16	5	FANTIN Pietro	BRA		5	0	4	1	0	0	-	-	-	-	-	-
17	26	VAN BUUREN Meindert	NED	R	3	2	0	0	0	1	-	-	-	-	-	-
18	12	LAINÉ Matias	FIN		1	1	0	0	0	0	-	-	-	-	-	-

RENAULT SPORT



world series  
by RENAULT

FORMULA  
RENAULT 3.5  
SERIES



MONACO 3340m

MONACO  
FORMULA RENAULT 3.5  
After RACE  
Teams Championship Standings

Clt	Teams	Points	ITA 1	ITA 2	ESP 1	ESP 2	MON	BEL	RUS	AUT	HUN	FRA	ESP
1	DAMS	100	0	25	25	13	37	-	-	-	-	-	-
2	FORTEC MOTORSPORTS	84	14	16	19	25	10	-	-	-	-	-	-
3	ARDEN MOTORSPORT	63	27	10	2	18	6	-	-	-	-	-	-
4	STRAKKA RACING	45	26	0	0	15	4	-	-	-	-	-	-
5	LOTUS	40	0	18	18	4	0	-	-	-	-	-	-
6	ZETA CORSE	38	18	2	8	8	2	-	-	-	-	-	-
7	COMTEC RACING	36	10	8	18	0	0	-	-	-	-	-	-
8	AVF	32	4	0	10	10	8	-	-	-	-	-	-
9	TECH 1 RACING	24	0	0	0	6	18	-	-	-	-	-	-
10	ISR	23	0	6	0	2	15	-	-	-	-	-	-
11	INTERNATIONAL DRACO RACING	17	0	16	1	0	0	-	-	-	-	-	-
12	PONS RACING	3	2	0	0	0	1	-	-	-	-	-	-