

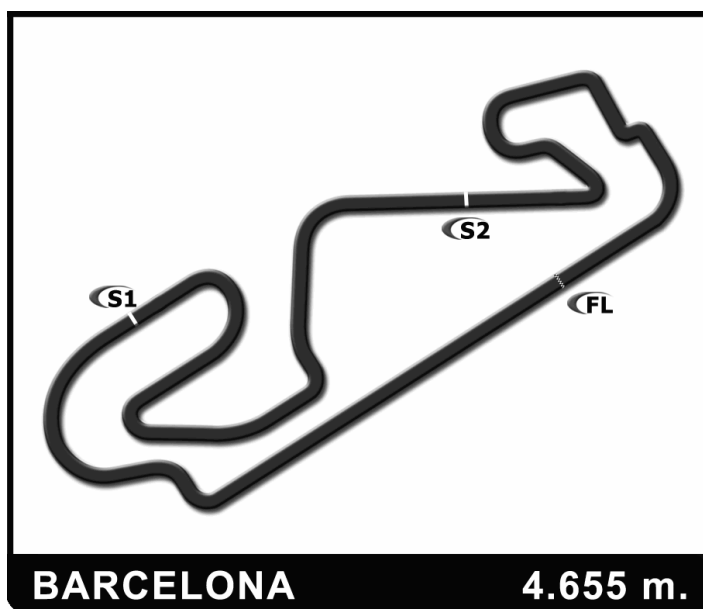


BARCELONA

COLLECTIVE TEST

FORMULA RENAULT 2.0

Results Booklet





Computerised results and timing service

BARCELONA COLLECTIVE TEST
FORMULA RENAULT 2.0
COLLECTIVE TEST 1
Classification

Driver	Nation	ASN	Team	Time	Lap	Total	Gap	Kph
1 72 Beitske VISSER	NED		AVF	1:44.076	30	36	-	161.0
2 82 Charles LECLERC	MON		FORTEC MOTORSPORTS	1:44.392	29	31	+0.316	160.5
3 35 Matthew GRAHAM	GBR		CHINA BRT by JCS	1:44.742	30	39	+0.666	160.0
4 4 Aurélien PANIS	FRA		ART JUNIOR TEAM	1:44.804	31	34	+0.728	159.9
5 16 Louis DELÉTRAZ	SUI		JOSEF KAUFMANN RACING	1:44.854	19	30	+0.778	159.8
6 18 Ignazio D'AGOSTO	ITA		KOIRANEN GP	1:44.958	19	22	+0.882	159.7
7 10 Andrea PIZZITOLA	FRA		MANOR MP MOTORSPORT	1:45.106	21	26	+1.030	159.4
8 23 Alexander ALBON	THA		KTR	1:45.218	26	27	+1.142	159.3
9 20 Bruno BONIFACIO	BRA		PREMA POWERTEAM	1:45.258	22	38	+1.182	159.2
10 81 Hong LI YE	CHN		KOIRANEN GP	1:45.415	28	42	+1.339	159.0
11 15 Kevin JÖRG	SUI		JOSEF KAUFMANN RACING	1:45.427	21	28	+1.351	159.0
12 1 Anthoine HUBERT	FRA		TECH 1 RACING	1:45.566	18	30	+1.490	158.7
13 7 Matt PARRY	GBR		FORTEC MOTORSPORTS	1:45.659	33	37	+1.583	158.6
14 22 Dennis OLSEN	NOR		PREMA POWERTEAM	1:45.696	26	40	+1.620	158.5
15 2 Vasily ROMANOV	RUS		TECH 1 RACING	1:46.001	36	38	+1.925	158.1
16 9 Martin RUMP	EST		FORTEC MOTORSPORTS	1:46.191	27	34	+2.115	157.8
17 17 Nicholas SURGULADZE	RSA		KOIRANEN GP	1:46.329	34	38	+2.253	157.6
18 21 Hans VILLEMI	EST		PREMA POWERTEAM	1:46.396	28	33	+2.320	157.5
19 24 Gregor RAMSAY	GBR		KTR	1:46.789	13	60	+2.713	156.9
20 78 Jeroen SLAGHEKKE	NED		ART JUNIOR TEAM	1:46.954	29	49	+2.878	156.7
21 12 Julio MORENO	ECU		MANOR MP MOTORSPORT	1:46.997	24	28	+2.921	156.6
22 3 Egor ORUDZHEV	RUS		TECH 1 RACING	1:47.497	10	27	+3.421	155.9
23 37 Sun ZHENG	CHN		CHINA BRT by JCS	1:47.842	22	37	+3.766	155.4
24 19 Vitaly LARIONOV	RUS		KOIRANEN GP	1:49.049	16	17	+4.973	153.7
25 80 Mikhail TARASOV	RUS		KOIRANEN GP	1:51.961	15	38	+7.885	149.7
26 25 Jules GOUNON	FRA		KTR					

Fastest Lap	Lap 30	Beitske VISSER	1:44.076	161.0 Kph
Circuit Record Lap	19/10/2013	Nick DE VRIES	1:44.856	159.8 Kph
Circuit Best Lap	19/10/2013	Nick DE VRIES	1:42.633	163.3 Kph

Published at:

Track Status:

DRY

Race Director:	Timekeeper:
-----------------------	--------------------



Computerised results and timing service

BARCELONA COLLECTIVE TEST
FORMULA RENAULT 2.0
COLLECTIVE TEST 1
Best Partial Times
IT Ideal Lap Time, sum of the best partial times

BT Best Lap Time

		S1		S2		S3				IT	BT	
Pos	Driver	Time	Driver	Time	Driver	Time	Pos	Driver				
1	72 B.VISSER	28.982	72 B.VISSER	38.811	72 B.VISSER	36.174	1	B.VISSER	1'43.967	1:44.076	(1)	
2	82 C.LECLERC	29.140	82 C.LECLERC	39.035	82 C.LECLERC	36.195	2	C.LECLERC	1'44.370	1:44.392	(2)	
3	35 M.GRAHAM	29.143	35 M.GRAHAM	39.072	18 I.D'AGOSTO	36.346	3	M.GRAHAM	1'44.665	1:44.742	(3)	
4	20 B.BONIFACIO	29.192	16 L.DELÉTRAZ	39.086	4 A.PANIS	36.423	4	I.D'AGOSTO	1'44.717	1:44.958	(6)	
5	15 K.JÖRG	29.209	4 A.PANIS	39.095	10 A.PIZZITOLA	36.431	5	A.PANIS	1'44.804	1:44.804	(4)	
6	22 D.OLSEN	29.237	18 I.D'AGOSTO	39.124	35 M.GRAHAM	36.450	6	L.DELÉTRAZ	1'44.841	1:44.854	(5)	
7	1 A.HUBERT	29.243	10 A.PIZZITOLA	39.226	81 H.LI YE	36.451	7	A.PIZZITOLA	1'45.016	1:45.106	(7)	
8	18 I.D'AGOSTO	29.247	23 A.ALBON	39.321	16 L.DELÉTRAZ	36.491	8	A.ALBON	1'45.093	1:45.218	(8)	
9	7 M.PARRY	29.258	20 B.BONIFACIO	39.324	23 A.ALBON	36.509	9	B.BONIFACIO	1'45.103	1:45.258	(9)	
10	23 A.ALBON	29.263	15 K.JÖRG	39.333	20 B.BONIFACIO	36.587	10	H.LI YE	1'45.183	1:45.415	(10)	
11	16 L.DELÉTRAZ	29.264	1 A.HUBERT	39.371	2 V.ROMANOV	36.661	11	K.JÖRG	1'45.327	1:45.427	(11)	
12	4 A.PANIS	29.286	81 H.LI YE	39.405	22 D.OLSEN	36.695	12	A.HUBERT	1'45.333	1:45.566	(12)	
13	81 H.LI YE	29.327	7 M.PARRY	39.421	7 M.PARRY	36.704	13	D.OLSEN	1'45.367	1:45.696	(14)	
14	17 N.SURGULADZE	29.336	22 D.OLSEN	39.435	1 A.HUBERT	36.719	14	M.PARRY	1'45.383	1:45.659	(13)	
15	10 A.PIZZITOLA	29.359	2 V.ROMANOV	39.533	15 K.JÖRG	36.785	15	V.ROMANOV	1'45.753	1:46.001	(15)	
16	9 M.RUMP	29.445	9 M.RUMP	39.616	9 M.RUMP	36.908	16	M.RUMP	1'45.969	1:46.191	(16)	
17	21 H.VILLEMI	29.492	21 H.VILLEMI	39.734	21 H.VILLEMI	37.025	17	H.VILLEMI	1'46.251	1:46.396	(18)	
18	2 V.ROMANOV	29.559	78 J.SLAGHEKKE	39.772	78 J.SLAGHEKKE	37.053	18	N.SURGULADZE	1'46.329	1:46.329	(17)	
19	24 G.RAMSAY	29.567	24 G.RAMSAY	39.826	17 N.SURGULADZE	37.160	19	J.SLAGHEKKE	1'46.486	1:46.954	(20)	
20	3 E.ORUDZHEV	29.642	17 N.SURGULADZE	39.833	12 J.MORENO	37.204	20	G.RAMSAY	1'46.679	1:46.789	(19)	
21	78 J.SLAGHEKKE	29.661	12 J.MORENO	39.903	24 G.RAMSAY	37.286	21	J.MORENO	1'46.854	1:46.997	(21)	
22	12 J.MORENO	29.747	3 E.ORUDZHEV	40.068	3 E.ORUDZHEV	37.430	22	E.ORUDZHEV	1'47.140	1:47.497	(22)	
23	37 S.ZHENG	29.823	37 S.ZHENG	40.212	37 S.ZHENG	37.697	23	S.ZHENG	1'47.732	1:47.842	(23)	
24	19 V.LARIONOV	30.135	19 V.LARIONOV	40.518	19 V.LARIONOV	37.819	24	V.LARIONOV	1'48.472	1:49.049	(24)	
25	80 M.TARASOV	30.711	80 M.TARASOV	41.942	80 M.TARASOV	38.787	25	M.TARASOV	1'51.440	1:51.961	(25)	



Computerised results and timing service

BARCELONA COLLECTIVE TEST
FORMULA RENAULT 2.0
COLLECTIVE TEST 1
Fastest Laps Sequence

Practice Time	Driver	Nation	Time	Kph	Driver's Lap
4:23.522	24 Gregor RAMSAY	GBR	1:51.786	149.9	2
6:12.712	24 Gregor RAMSAY	GBR	1:49.190	153.5	3
8:11.810	72 Beitske VISSER	NED	1:49.095	153.6	3
8:20.064	35 Matthew GRAHAM	GBR	1:48.682	154.2	4
8:36.595	4 Aurélien PANIS	FRA	1:48.442	154.5	4
9:59.491	72 Beitske VISSER	NED	1:47.681	155.6	4
10:24.239	4 Aurélien PANIS	FRA	1:47.644	155.7	5
11:46.589	72 Beitske VISSER	NED	1:47.098	156.5	5
13:33.246	72 Beitske VISSER	NED	1:46.657	157.1	6
17:06.601	72 Beitske VISSER	NED	1:46.512	157.3	8
18:53.043	72 Beitske VISSER	NED	1:46.442	157.4	9
22:28.039	82 Charles LECLERC	MON	1:46.434	157.4	7
26:44.990	16 Louis DELÉTRAZ	SUI	1:46.058	158.0	9
46:19.280	18 Ignazio D'AGOSTO	ITA	1:45.981	158.1	4
47:37.387	72 Beitske VISSER	NED	1:45.191	159.3	15
49:22.563	72 Beitske VISSER	NED	1:45.176	159.3	16
51:07.605	72 Beitske VISSER	NED	1:45.042	159.5	17
52:52.544	72 Beitske VISSER	NED	1:44.939	159.7	18
1:21:48.638	16 Louis DELÉTRAZ	SUI	1:44.854	159.8	19
1:34:17.132	72 Beitske VISSER	NED	1:44.773	159.9	25
1:48:30.211	35 Matthew GRAHAM	GBR	1:44.742	160.0	30
1:49:49.237	72 Beitske VISSER	NED	1:44.438	160.5	29
1:51:33.313	72 Beitske VISSER	NED	1:44.076	161.0	30



Computerised results and timing service

BARCELONA COLLECTIVE TEST
FORMULA RENAULT 2.0
COLLECTIVE TEST 1
Chronological Analysis of Performances

B Crossing the finish line in pit lane
S1 Time from finish line to 1st intermedia
S2 Time from 1st intermediate to 2nd intermediate
S3 Time from 2nd intermediate to finish line
FY Full Yellow Flag

Lap	Lap Time	S1	S2	S3	Lap	Lap Time	S1	S2	S3
1 Anthoine HUBERT FRA					3 Egor ORUDZHEV RUS				
TECH 1 RACING					TECH 1 RACING				
1	16:53.101	...	44.115	41.800	1	18:21.409	...	44.445	38.941
2	1:51.118	31.406	41.527	38.185	2	1:50.545	31.261	41.077	38.207
3	1:50.877	31.774	41.070	38.033	3	2:04.016	30.173	44.347	49.496
4	1:48.224	29.868	40.636	37.720	4	1:50.064	30.194	41.790	38.080
5	1:48.225	29.959	40.494	37.772	5	1:48.617	29.958	40.424	38.235
6	1:48.708	29.824	40.227	38.657	6	2:07.595B	29.932	45.913	51.750
7	1:47.837	29.871	40.402	37.564	7	47:40.545	...	41.817	39.020
8	1:48.359	29.740	40.264	38.355	8	1:48.469	30.450	40.114	37.905
9	1:55.349B	30.530	40.362	44.457	9	1:47.598	29.810	40.240	37.548
10	39:36.971	...	41.435	39.210	10	1:47.497	29.794	40.068	37.635
11	1:47.754	29.858	40.322	37.574	11	1:50.106	30.036	41.054	39.016
12	1:47.121	29.766	40.017	37.338	12	1:47.541	29.955	40.156	37.430
13	1:47.247	29.812	40.027	37.408	13	1:50.835B	29.642	40.271	40.922
14	1:55.600B	30.966	41.974	42.660	14	44:48.935	...	41.018	37.715
15	28:38.362	...	41.141	37.436	15	1:48.181	29.959	40.517	37.705
16	1:46.439	29.735	39.671	37.033	16	1:49.612	29.828	41.020	38.764
17	1:45.578	29.376	39.385	36.817	17	1:48.164	29.918	40.415	37.831
18	1:45.566	29.243	39.463	36.860	18	2:13.959B	30.517	51.577	51.865
19	1:47.016	29.317	39.717	37.982	19	30:16.971	...	41.157	37.926
20	1:57.538	32.121	47.330	38.087	20	2:06.970B	30.323	48.857	47.790
21	1:45.649	29.516	39.371	36.762	21	23:53.112	...	41.187	38.183
22	1:57.850B	29.849	39.661	48.340					
23	58:01.960	...	40.647	37.144					
24	1:46.017	29.594	39.704	36.719					
25	1:46.050	29.374	39.395	37.281					
26	1:45.638	29.386	39.512	36.740					
27	1:45.821	29.473	39.393	36.955					
28	1:57.066	29.407	50.013	37.646					
29	1:46.938	29.395	39.618	37.925					
30	1:52.697B	29.516	39.689	43.492					
2 Vasily ROMANOV RUS									
TECH 1 RACING									
1	18:40.531	...	45.058	39.524					
2	1:56.744	32.076	42.083	42.585					
3	1:52.366	30.948	41.435	39.983					
4	1:49.775	30.799	41.181	37.795					
5	1:49.427	30.399	41.074	37.954					
6	1:50.455	31.904	41.070	37.481					
7	1:48.530	30.403	40.633	37.494					
8	1:50.168	30.427	41.551	38.190					
9	1:48.167	30.163	40.547	37.457					
10	1:53.732B	30.211	40.518	43.003					
11	26:25.179	...	42.323	38.175					
12	1:48.619	30.317	40.602	37.700					
13	1:48.613	30.494	40.511	37.608					



Computerised results and timing service

BARCELONA COLLECTIVE TEST
FORMULA RENAULT 2.0
COLLECTIVE TEST 1
Chronological Analysis of Performances

					B Crossing the finish line in pit lane		S2 Time from 1st intermediate to 2nd intermediate				
					S1 Time from finish line to 1st intermedia		S3 Time from 2nd intermediate to finish line		FY Full Yellow Flag		
Lap	Lap Time	S1	S2	S3	Lap	Lap Time	S1	S2	S3		
22	1:48.442	30.195	40.427	37.820	4	1:47.739	30.050	40.413	37.276		
23	1:53.740 B	30.208	40.378	43.154	5	1:47.283	29.951	40.096	37.236		
24	7:01.446	5:42.418	41.264	37.764	6	1:47.468	29.772	40.240	37.456		
25	1:49.932	30.103	41.854	37.975	7	1:47.102	29.887	40.041	37.174		
26	1:48.721	30.184	40.580	37.957	8	1:47.215	29.877	40.136	37.202		
27	1:56.027 B	30.116	42.966	42.945	9	1:47.375	29.802	40.344	37.229		
<hr/>											
4	Aurélien PANIS				FRA	10	1:46.859	29.730	39.907	37.222	
	ART JUNIOR TEAM					11	1:48.081	29.588	41.073	37.420	
1	3:03.849	1:33.208	47.171	43.470	12	1:58.206 B	30.129	40.138	47.939		
2	1:53.486	31.582	42.656	39.248	13	15:15.899	...	41.399	38.342		
3	1:50.818	30.877	41.623	38.318	14	1:49.363	30.877	40.851	37.635		
4	1:48.442	30.145	40.715	37.582	15	1:46.594	29.663	39.829	37.102		
5	1:47.644	29.898	40.374	37.372	16	1:46.858	29.592	39.993	37.273		
6	1:48.022	30.111	40.307	37.604	17	1:47.070	29.903	39.865	37.302		
7	1:47.197	29.689	40.167	37.341	18	1:51.546	30.406	42.772	38.368		
8	1:47.045	29.714	40.169	37.162	19	1:46.848	29.691	39.928	37.229		
9	1:46.664	29.611	40.059	36.994	20	1:47.884	29.669	40.891	37.324		
10	1:52.475 B	29.635	39.702	43.138	21	1:58.975 B	30.631	40.124	48.220		
11	32:34.654	...	45.285	39.129	22	58:36.571	...	42.397	38.190		
12	1:47.080	29.714	40.215	37.151	23	1:47.638	30.048	40.137	37.453		
13	1:46.457	29.623	39.833	37.001	24	1:48.818	29.729	41.350	37.739		
14	1:46.378	29.429	39.853	37.096	25	1:47.981	29.899	40.575	37.507		
15	1:46.167	29.506	39.794	36.867	26	1:47.346	29.708	40.268	37.370		
16	1:46.631	29.519	39.821	37.291	27	1:48.648	30.401	40.555	37.692		
17	1:46.607	29.490	40.059	37.058	28	1:47.367	29.803	40.050	37.514		
18	1:53.420 B	29.658	40.126	43.636	29	1:47.914	29.858	40.391	37.665		
19	49:02.477	...	44.111	38.886	30	1:58.308 B	29.918	40.568	47.822		
20	1:46.625	29.629	39.925	37.071	31	7:55.625	6:36.729	41.356	37.540		
21	1:47.387	29.507	40.884	36.996	32	1:45.807	29.665	39.421	36.721		
22	1:46.426	29.364	39.952	37.110	33	1:45.659	29.328	39.627	36.704		
23	1:46.203	29.329	39.785	37.089	34	1:45.695	29.258	39.567	36.870		
24	1:46.155	29.329	39.889	36.937	35	1:45.926	29.381	39.609	36.936		
25	1:45.973	29.339	39.759	36.875	36	1:46.249	29.441	39.853	36.955		
26	1:54.639	30.669	44.058	39.912	37	1:56.666 B	29.491	39.571	47.604		
27	1:53.160 B	29.515	40.441	43.204	<hr/>						
28	57:27.683	...	40.855	38.812	9	Martin RUMP				EST	
29	1:52.523	29.496	39.759	43.268		FORTEC MOTORSPORTS					
30	1:45.231	29.369	39.191	36.671	1	3:12.551	1:46.283	45.978	40.290		
31	1:44.804	29.286	39.095	36.423	2	1:51.824	31.315	41.824	38.685		
32	1:53.015	29.439	44.132	39.444	3	1:50.356	30.333	41.648	38.375		
33	1:46.233	29.609	39.792	36.832	4	1:48.734	30.221	40.675	37.838		
34	1:51.130 B	29.381	39.647	42.102	5	1:48.701	29.906	41.078	37.717		
<hr/>											
7	Matt PARRY				GBR	6	1:48.648	30.227	40.825	37.596	
	FORTEC MOTORSPORTS					7	1:48.169	29.924	40.547	37.698	
1	43:42.207	...	44.896	39.374	8	1:50.077	31.064	40.784	38.229		
2	1:49.684	31.080	40.962	37.642	9	1:48.083	30.057	40.421	37.605		
3	1:48.127	30.203	40.664	37.260	10	1:59.230 B	29.743	40.485	49.002		
<hr/>											
					11	15:44.315	...	40.968	37.783		
					12	2:04.278 B	29.954	45.054	49.270		



Computerised results and timing service

BARCELONA COLLECTIVE TEST
FORMULA RENAULT 2.0
COLLECTIVE TEST 1
Chronological Analysis of Performances

B Crossing the finish line in pit lane
S1 Time from finish line to 1st intermedia
S2 Time from 1st intermediate to 2nd intermediate
S3 Time from 2nd intermediate to finish line
FY Full Yellow Flag

Lap	Lap Time	S1	S2	S3	Lap	Lap Time	S1	S2	S3
13	5:20.334	4:01.461	40.885	37.988	25	1:45.900	29.605	39.548	36.747
14	1:49.233	29.706	42.059	37.468	26	1:59.685B	29.807	40.538	49.340
15	1:48.361	29.701	40.801	37.859	<div style="border: 1px solid black; padding: 5px;"> 12 Julio MORENO ECU MANOR MP MOTORSPORT </div>				
16	1:47.714	29.850	40.420	37.444					
17	1:46.978	29.626	39.949	37.403					
18	1:55.774B	29.535	40.734	45.505					
19	25:10.219	...	41.095	37.866					
20	1:47.832	30.031	40.266	37.535					
21	1:47.569	29.762	40.259	37.548					
22	1:47.133	29.579	40.055	37.499					
23	1:56.353B	30.361	40.649	45.343					
24	12:08.497	...	41.756	37.764					
25	1:47.922	30.098	40.614	37.210	1	48:24.945B	...	47.151	53.107
26	1:46.670	29.692	39.878	37.100	2	21:05.959	...	45.508	39.574
27	1:46.191	29.525	39.758	36.908	3	1:50.937	30.836	41.566	38.535
28	1:47.321	29.445	39.795	38.081	4	1:49.673	30.334	41.119	38.220
29	1:46.660	29.572	39.616	37.472	5	1:49.511	30.392	40.758	38.361
30	1:54.280B	29.600	39.808	44.872	6	1:49.233	30.300	40.871	38.062
31	1:17:32.090	...	41.293	37.556	7	1:48.836	30.255	40.565	38.016
32	1:47.887	30.034	40.052	37.801	8	1:49.285	30.618	40.736	37.931
33	1:47.902	29.779	40.089	38.034	9	1:48.265	30.124	40.432	37.709
34	1:54.252B	30.178	40.331	43.743	10	1:48.563	30.053	40.689	37.821
<div style="border: 1px solid black; padding: 5px;"> 10 Andrea PIZZITOLA FRA MANOR MP MOTORSPORT </div>					11	1:48.105	30.018	40.302	37.785
					12	1:57.455B	30.032	40.197	47.226
					13	41:40.647	...	43.425	38.907
					14	1:48.679	30.427	40.647	37.605
					15	1:47.498	30.132	39.909	37.457
					16	1:48.367	29.900	41.037	37.430
					17	1:47.251	29.940	40.107	37.204
					18	1:47.550	29.904	40.225	37.421
					19	1:47.118	29.827	39.969	37.322
					20	1:49.811	29.808	42.256	37.747
21	1:47.347	29.831	40.121	37.395					
22	1:49.958	31.607	40.688	37.663					
23	1:47.473	29.964	40.151	37.358					
24	1:46.997	29.775	39.903	37.319					
25	1:53.541B	29.747	40.007	43.787					
26	43:49.759	...	46.199	43.435					
27	1:49.073	30.427	40.804	37.842					
28	8:19.387B	6:08.445	1:11.437	59.505					
<div style="border: 1px solid black; padding: 5px;"> 15 Kevin JÖRG SUI JOSEF KAUFMANN RACING </div>					1	16:05.988	...	47.440	39.928
					2	1:49.957	30.565	40.973	38.419
					3	1:47.481	29.836	40.242	37.403
					4	1:46.896	29.680	39.869	37.347
					5	1:47.501	29.450	39.998	38.053
					6	1:47.090	29.488	40.186	37.416
					7	1:47.147	29.658	39.942	37.547
					8	1:47.289	29.793	40.193	37.303
					9	1:56.387B	29.978	40.242	46.167
					10	1:02:03.699	...	41.212	37.797
11	1:46.889	29.656	39.970	37.263					
12	1:46.862	29.507	39.983	37.372					
13	1:46.433	29.476	39.821	37.136					



Computerised results and timing service

BARCELONA COLLECTIVE TEST
FORMULA RENAULT 2.0
COLLECTIVE TEST 1
Chronological Analysis of Performances

B Crossing the finish line in pit lane **S2** Time from 1st intermediate to 2nd intermediate
S1 Time from finish line to 1st intermedia **S3** Time from 2nd intermediate to finish line **FY** Full Yellow Flag

Lap	Lap Time	S1	S2	S3	Lap	Lap Time	S1	S2	S3
14	1:47.589	29.431	40.629	37.529	<div style="border: 1px solid black; padding: 5px; display: inline-block;"> 17 Nicholas SURGULADZE RSA KOIRANEN GP </div>				
15	1:47.025	29.604	39.993	37.428					
16	1:47.646	29.555	40.066	38.025					
17	1:55.687 B	29.782	40.264	45.641					
18	22:15.577	...	41.830	37.481					
19	1:46.100	29.636	39.485	36.979					
20	1:45.483	29.365	39.333	36.785					
21	1:45.427	29.209	39.350	36.868					
22	1:45.944	29.434	39.539	36.971					
23	1:46.016	29.257	39.565	37.194					
24	1:54.681 B	29.335	39.771	45.575					
25	54:44.707	...	46.228	41.721					
26	2:24.579	42.396	55.529	46.654					
27	1:46.953	29.835	40.062	37.056					
28	2:02.626 B	29.515	42.859	50.252					
<div style="border: 1px solid black; padding: 5px; display: inline-block;"> 16 Louis DELÉTRAZ SUI JOSEF KAUFMANN RACING </div>					14	2:21.418 B	33.304	53.500	54.614
					15	9:01.158	7:40.526	42.214	38.418
					16	1:48.752	30.060	40.794	37.898
					17	1:48.489	29.933	40.713	37.843
					18	1:48.038	29.690	40.646	37.702
					19	1:59.466	35.629	44.836	39.001
					20	1:48.237	30.018	40.374	37.845
					21	2:06.702 B	30.814	42.963	52.925
					22	53:33.609	...	43.476	38.455
					23	1:48.911	30.193	40.884	37.834
24	1:47.872	29.741	40.417	37.714					
25	1:47.590	29.762	40.394	37.434					
26	1:48.030	29.624	40.391	38.015					
27	1:48.155	29.555	40.956	37.644					
28	1:47.249	29.620	40.180	37.449					
29	1:47.246	29.596	40.100	37.550					
30	2:06.430 B	30.093	43.516	52.821					
31	12:08.282	...	41.298	37.978					
32	1:47.646	29.881	40.271	37.494					
33	1:46.705	29.434	39.854	37.417					
34	1:46.329	29.336	39.833	37.160					
35	1:47.645	29.452	40.851	37.342					
36	1:46.710	29.423	39.923	37.364					
37	1:47.403	29.690	40.019	37.694					
38	2:02.063 B	29.514	41.396	51.153					
<div style="border: 1px solid black; padding: 5px; display: inline-block;"> 18 Ignazio D'AGOSTO ITA KOIRANEN GP </div>					1	38:00.673 B	...	54.124	49.928
					2	4:45.635	3:25.984	42.166	37.485
					3	1:46.991	29.992	40.039	36.960
					4	1:45.981	29.563	39.756	36.662
					5	1:45.579	29.424	39.491	36.664
					1	8:11.480 B	6:35.776	47.004	48.700
					2	5:56.644	4:34.466	43.137	39.041
					3	1:53.512	32.774	42.032	38.706
					4	1:49.482	30.608	40.981	37.893
					5	1:47.332	29.848	40.360	37.124
6	1:46.496	29.665	39.851	36.980					
7	1:47.527	29.487	40.452	37.588					
8	1:46.459	29.702	39.800	36.957					
9	1:46.058	29.521	39.501	37.036					
10	1:56.996 B	30.750	42.502	43.744					
11	28:01.156	...	41.198	38.118					
12	1:48.712	30.632	40.559	37.521					
13	1:46.749	29.633	40.267	36.849					
14	1:51.968 B	29.488	40.059	42.421					
15	12:36.952	...	42.252	37.456					
16	1:45.791	29.520	39.486	36.785					
17	1:45.333	29.312	39.413	36.608					
18	1:45.137	29.405	39.161	36.571					
19	1:44.854	29.264	39.099	36.491					
20	1:44.924	29.333	39.086	36.505					
21	1:51.846 B	29.658	39.647	42.541					
22	1:21:04.898	...	41.691	39.821					
23	1:46.529	29.818	39.748	36.963					
24	1:46.361	29.621	39.683	37.057					
25	1:46.356	29.733	39.577	37.046					
26	1:46.238	29.446	39.516	37.276					
27	1:46.442	29.521	39.772	37.149					
28	1:46.538	29.570	39.836	37.132					
29	1:46.281	29.457	39.837	36.987					
30	1:55.407 B	30.041	40.851	44.515					



Computerised results and timing service

BARCELONA COLLECTIVE TEST
FORMULA RENAULT 2.0
COLLECTIVE TEST 1
Chronological Analysis of Performances

B Crossing the finish line in pit lane
S1 Time from finish line to 1st intermedia
S2 Time from 1st intermediate to 2nd intermediate
S3 Time from 2nd intermediate to finish line
FY Full Yellow Flag

Lap	Lap Time	S1	S2	S3	Lap	Lap Time	S1	S2	S3
6	1:45.817	29.482	39.645	36.690	10	1:54.338B	29.554	39.985	44.799
7	1:45.419	29.457	39.265	36.697	11	6:56.682	5:39.503	40.198	36.981
8	1:52.042B	29.470	39.383	43.189	12	1:51.373	34.084	39.964	37.325
9	41:09.727	...	42.743	37.911	13	1:46.186	29.599	39.498	37.089
10	1:52.420B	30.003	40.280	42.137	14	1:52.171	33.793	41.426	36.952
11	3:27.137	2:09.052	39.907	38.178	15	1:46.178	29.460	39.664	37.054
12	1:45.953	29.501	39.555	36.897	16	1:45.753	29.388	39.486	36.879
13	1:45.726	29.493	39.469	36.764	17	1:54.418B	29.531	39.490	45.397
14	1:45.580	29.676	39.357	36.547	18	18:00.531	...	41.540	37.431
15	1:48.691	30.623	40.536	37.532	19	1:45.977	29.665	39.626	36.686
16	1:52.116B	29.476	39.427	43.213	20	1:47.947	29.532	41.560	36.855
17	25:06.440	...	41.846	37.631	21	1:45.275	29.364	39.324	36.587
18	1:45.330	29.648	39.336	36.346	22	1:45.258	29.192	39.394	36.672
19	1:44.958	29.403	39.124	36.431	23	1:58.384B	29.518	40.520	48.346
20	1:45.106	29.363	39.187	36.556	24	43:19.330	...	41.253	37.538
21	1:49.313	29.247	42.841	37.225	25	1:46.045	29.497	39.668	36.880
22	1:55.737B	29.261	40.701	45.775	26	1:45.589	29.344	39.540	36.705
					27	1:45.474	29.294	39.512	36.668
					28	1:45.443	29.364	39.395	36.684
					29	1:49.613	30.056	42.651	36.906
					30	1:45.766	29.243	39.564	36.959
					31	1:55.469B	30.420	39.990	45.059
					32	7:27.557	6:10.725	39.938	36.894
					33	1:45.787	29.366	39.416	37.005
					34	1:45.620	29.405	39.491	36.724
					35	1:47.541	29.332	39.536	38.673
					36	2:01.660	34.350	49.178	38.132
					37	1:45.842	29.378	39.575	36.889
					38	1:55.728B	30.058	40.661	45.009

19 Vitaly LARIONOV RUS
KOIRANEN GP

1	18:32.026	...	57.725	46.881
2	2:17.812	40.650	51.888	45.274
3	1:57.434	34.438	43.632	39.364
4	1:51.778	31.152	42.141	38.485
5	2:05.282	30.434	41.426	53.422
6	1:57.269	32.779	42.321	42.169
7	2:01.773B	30.832	41.346	49.595
8	1:02:45.130	...	47.412	40.479
9	1:52.601	32.191	41.503	38.907
10	1:49.953	30.436	41.231	38.286
11	1:53.743	32.239	43.252	38.252
12	1:49.688	30.770	40.700	38.218
13	3:14.403B	30.135	40.518	2:03.750
14	1:42:03.255	...	47.731	39.815
15	1:50.143	30.485	41.330	38.328
16	1:49.049	30.299	40.931	37.819
17	1:55.186	30.196	40.625	44.365

20 Bruno BONIFACIO BRA
PREMA POWERTEAM

1	31:53.881B	...	46.674	50.927
2	10:34.833	9:13.136	43.038	38.659
3	1:50.286	30.949	41.076	38.261
4	1:47.819	30.346	40.094	37.379
5	1:48.461	30.965	40.579	36.917
6	1:46.488	29.643	39.675	37.170
7	1:46.120	29.679	39.650	36.791
8	1:46.560	29.494	39.781	37.285
9	1:46.399	29.470	39.634	37.295

21 Hans VILLEMI EST
PREMA POWERTEAM

1	9:00.029	7:23.233	52.543	44.253
2	1:51.082	31.088	41.621	38.373
3	1:49.820	30.301	40.908	38.611
4	1:50.711	30.596	41.962	38.153
5	1:48.868	30.231	40.801	37.836
6	1:49.867	30.338	41.351	38.178
7	1:48.217	29.946	40.614	37.657
8	1:47.991	29.866	40.426	37.699
9	2:02.761B	30.992	41.785	49.984
10	21:32.754	...	42.376	38.504
11	1:48.986	30.402	40.650	37.934
12	1:53.040	30.164	44.594	38.282
13	1:48.724	30.205	40.493	38.026
14	1:50.601	29.995	40.461	40.145
15	1:49.273	30.168	40.791	38.314
16	1:59.752B	31.430	42.040	46.282
17	22:14.433	...	41.982	38.889



Computerised results and timing service

BARCELONA COLLECTIVE TEST
FORMULA RENAULT 2.0
COLLECTIVE TEST 1
Chronological Analysis of Performances

					B Crossing the finish line in pit lane		S2 Time from 1st intermediate to 2nd intermediate			
					S1 Time from finish line to 1st intermedia		S3 Time from 2nd intermediate to finish line		FY Full Yellow Flag	
Lap	Lap Time	S1	S2	S3	Lap	Lap Time	S1	S2	S3	
18	1:48.964	30.272	40.657	38.035	31	1:48.117	29.883	40.167	38.067	
19	1:48.326	30.094	40.518	37.714	32	1:46.635	29.547	39.666	37.422	
20	1:49.285	30.151	40.403	38.731	33	1:45.840	29.559	39.557	36.724	
21	1:47.973	29.938	40.346	37.689	34	1:45.931	29.418	39.435	37.078	
22	2:00.615B	29.780	40.351	50.484	35	1:46.014	29.500	39.731	36.783	
23	33:30.422	...	42.332	38.681	36	1:46.138	29.386	39.967	36.785	
24	1:46.662	29.836	39.801	37.025	37	1:45.729	29.407	39.547	36.775	
25	1:47.056	29.571	40.219	37.266	38	1:53.068B	29.615	40.204	43.249	
26	1:46.572	29.542	39.901	37.129	39	6:35.211	5:17.866	40.262	37.083	
27	1:46.712	29.505	39.734	37.473	40	2:04.391B	29.679	48.818	45.894	
28	1:46.396	29.492	39.739	37.165	23 Alexander ALBON (THA)					
29	1:51.336	29.718	40.462	41.156	KTR					
30	1:59.445B	29.672	39.870	49.903	1	5:32.188	4:09.180	43.335	39.673	
31	50:12.225B	...	42.972	52.350	2	1:52.176	31.031	42.275	38.870	
32	3:02.682B	1:27.138	41.091	54.453	3	1:51.963	30.862	42.077	39.024	
33	2:39.799B	1:04.760	43.131	51.908	4	1:51.902	30.804	42.300	38.798	

22 Dennis OLSEN (NOR)				
PREMA POWERTEAM				
Lap	Lap Time	S1	S2	S3
1	17:00.028B	...	50.876	53.695
2	6:26.630B	4:52.642	45.611	48.377
3	4:06.101	2:43.617	44.156	38.328
4	1:50.157	30.813	41.525	37.819
5	1:48.532	30.214	40.678	37.640
6	1:47.940	30.051	40.409	37.480
7	1:47.816	29.964	40.359	37.493
8	2:12.385B	29.703	56.474	46.208
9	30:21.898	...	42.571	38.077
10	1:52.722	29.964	44.935	37.823
11	1:47.402	29.662	40.393	37.347
12	1:46.875	29.568	40.095	37.212
13	1:47.243	29.525	40.220	37.498
14	1:46.866	29.599	39.956	37.311
15	1:47.010	29.578	39.991	37.441
16	1:53.058B	29.440	39.976	43.642
17	10:34.415	9:15.439	41.484	37.492
18	1:46.954	29.634	40.001	37.319
19	1:47.714	29.633	40.867	37.214
20	1:47.288	29.917	40.052	37.319
21	1:50.195	29.662	40.028	40.505
22	1:55.644B	30.074	41.790	43.780
23	14:33.410	...	42.077	37.629
24	1:46.374	29.709	39.970	36.695
25	1:45.748	29.455	39.491	36.802
26	1:45.696	29.258	39.620	36.818
27	1:45.853	29.279	39.715	36.859
28	1:45.725	29.312	39.497	36.916
29	1:52.103B	29.237	41.103	41.763
30	44:57.605	...	41.304	37.540

23 Alexander ALBON (THA)				
KTR				
Lap	Lap Time	S1	S2	S3
1	5:32.188	4:09.180	43.335	39.673
2	1:52.176	31.031	42.275	38.870
3	1:51.963	30.862	42.077	39.024
4	1:51.902	30.804	42.300	38.798
5	1:58.092B	30.818	42.213	45.061
6	5:53.438	4:33.693	41.941	37.804
7	1:47.599	29.867	40.326	37.406
8	1:47.506	29.651	40.048	37.807
9	1:47.722	29.583	40.666	37.473
10	1:46.984	29.709	40.079	37.196
11	1:47.912	30.370	40.216	37.326
12	1:46.689	29.516	40.025	37.148
13	1:46.836	29.657	39.951	37.228
14	1:46.667	29.575	39.893	37.199
15	1:52.829B	29.623	39.802	43.404
16	7:51.219	6:33.448	40.397	37.374
17	1:47.284	29.783	40.082	37.419
18	1:46.885	29.603	39.999	37.283
19	1:46.791	29.589	40.048	37.154
20	1:46.962	29.658	40.025	37.279
21	1:46.962	29.636	40.103	37.223
22	1:54.656B	29.712	39.982	44.962
23	11:27.676	...	41.621	37.270
24	1:46.012	29.708	39.590	36.714
25	1:48.807	29.351	41.629	37.827
26	1:45.218	29.388	39.321	36.509
27	1:53.721B	29.263	39.447	45.011

24 Gregor RAMSAY (GBR)				
KTR				
Lap	Lap Time	S1	S2	S3
1	2:31.736	1:07.847	43.951	39.938
2	1:51.786	31.145	42.060	38.581
3	1:49.190	30.258	41.053	37.879
4	1:49.953	30.191	40.773	38.989
5	1:48.611	30.027	40.603	37.981
6	1:48.307	30.170	40.569	37.568



Computerised results and timing service

BARCELONA COLLECTIVE TEST
FORMULA RENAULT 2.0
COLLECTIVE TEST 1
Chronological Analysis of Performances

B Crossing the finish line in pit lane
S1 Time from finish line to 1st intermedia
S2 Time from 1st intermediate to 2nd intermediate
S3 Time from 2nd intermediate to finish line
FY Full Yellow Flag

Lap	Lap Time	S1	S2	S3	Lap	Lap Time	S1	S2	S3
37 Sun ZHENG CHN CHINA BRT by JCS									
1	4:30.373	3:01.335	47.001	42.037	7	1:46.843	29.698	40.072	37.073
2	1:55.492	32.436	43.327	39.729	8	1:46.512	29.685	39.800	37.027
3	1:52.790	31.252	42.351	39.187	9	1:46.442	29.648	39.690	37.104
4	1:53.284	30.865	42.103	40.316	10	2:01.256B	29.570	40.902	50.784
5	1:51.321	30.931	41.296	39.094	11	13:26.732	...	43.419	38.450
6	1:59.939	30.430	40.868	48.641	12	2:00.811B	30.047	40.043	50.721
7	1:51.998	30.652	41.031	40.315	13	7:44.207	6:26.113	40.853	37.241
8	2:04.005B	30.687	41.508	51.810	14	1:46.147	29.465	39.975	36.707
9	11:04.126	9:42.649	42.191	39.286	15	1:45.191	29.231	39.320	36.640
10	1:50.992	31.275	41.504	38.213	16	1:45.176	29.232	39.258	36.686
11	1:59.284	30.234	42.023	47.027	17	1:45.042	29.185	39.353	36.504
12	1:50.663	31.398	41.023	38.242	18	1:44.939	29.095	39.398	36.446
13	6:14.081B	30.661	4:47.948	55.472	19	1:48.535	29.964	40.637	37.934
14	45:10.768	...	42.678	39.492	20	1:45.022	29.214	39.238	36.570
15	1:51.822	30.594	41.475	39.753	21	1:58.545B	29.408	39.876	49.261
16	1:50.397	30.410	41.186	38.801	22	30:36.571	...	41.083	37.261
17	2:03.360	39.795	45.058	38.507	23	1:45.815	29.448	39.541	36.826
18	1:50.565	30.563	41.150	38.852	24	1:45.327	29.249	39.408	36.670
19	2:09.999B	30.731	41.409	57.859	25	1:44.773	29.172	39.175	36.426
20	15:48.139	...	41.981	38.790	26	1:45.254	29.212	39.505	36.537
21	1:49.736	30.359	41.087	38.290	27	1:55.912B	29.277	39.479	47.156
22	1:47.842	29.933	40.212	37.697	28	10:06.501	8:48.798	40.849	36.854
23	2:24.852B	29.970	42.117	1:12.765	29	1:44.438	29.114	38.997	36.327
24	38:25.223	...	42.002	38.487	30	1:44.076	29.091	38.811	36.174
25	1:49.632	30.285	41.199	38.148	31	1:44.226	28.982	38.820	36.424
26	1:49.343	30.134	40.444	38.765	32	1:44.186	28.994	38.894	36.298
27	1:49.929	30.194	41.421	38.314	33	1:44.473	29.078	39.010	36.385
28	1:56.882	30.053	40.736	46.093	34	1:57.713	34.184	43.726	39.803
29	1:49.666	30.155	41.558	37.953	35	1:44.896	29.280	39.217	36.399
30	2:06.896B	30.141	44.130	52.625	36	1:57.055B	29.702	39.883	47.470
31	9:44.900	8:24.796	41.861	38.243	78 Jeroen SLAGHEKKE NED ART JUNIOR TEAM				
32	1:48.159	29.925	40.504	37.730	1	3:35.032	1:56.502	52.731	45.799
33	2:26.128B	29.872	47.833	1:08.423	2	1:54.706	32.246	43.306	39.154
34	7:22.311	6:01.177	41.350	39.784	3	1:51.462	30.775	41.859	38.828
35	1:48.932	30.079	40.573	38.280	4	1:49.902	30.702	41.304	37.896
36	1:56.357	29.823	41.458	45.076	5	1:49.370	30.491	41.042	37.837
37	2:09.255B	29.956	46.808	52.491	6	1:48.957	30.250	40.925	37.782
72 Beitske VISSER AVF NED					7	1:48.896	30.224	40.812	37.860
1	4:30.647	3:02.934	46.563	41.150	8	1:49.048	30.251	40.909	37.888
2	1:52.068	31.473	42.144	38.451	9	1:50.053	30.422	41.678	37.953
3	1:49.095	30.476	40.828	37.791	10	1:48.855	30.225	40.781	37.849
4	1:47.681	29.850	40.383	37.448	11	1:49.130	30.052	40.750	38.328
5	1:47.098	29.700	40.140	37.258	12	1:49.008	30.376	40.649	37.983
6	1:46.657	29.536	39.894	37.227	13	2:00.598B	30.330	40.733	49.535
					14	8:36.751	7:17.033	41.137	38.581
					15	2:01.955B	30.548	40.603	50.804
					16	9:30.914	8:11.162	41.924	37.828



Computerised results and timing service

BARCELONA COLLECTIVE TEST
FORMULA RENAULT 2.0
COLLECTIVE TEST 1
Chronological Analysis of Performances

B Crossing the finish line in pit lane
S1 Time from finish line to 1st intermediate
S2 Time from 1st intermediate to 2nd intermediate
S3 Time from 2nd intermediate to finish line
FY Full Yellow Flag

Lap	Lap Time	S1	S2	S3	Lap	Lap Time	S1	S2	S3
17	1:48.858	30.333	40.725	37.800	14	1:53.519	30.922	42.301	40.296
18	1:48.875	30.222	40.638	38.015	15	1:51.961	30.711	41.942	39.308
19	1:48.382	30.128	40.510	37.744	16	3:47.782B	30.940	2:16.615	1:00.227
20	1:49.484	30.358	41.396	37.730	17	40:13.154	...	45.868	41.831
21	1:48.275	30.158	40.573	37.544	18	1:56.374	33.540	43.260	39.574
22	1:47.844	30.040	40.369	37.435	19	1:53.971	31.391	43.063	39.517
23	2:01.612B	30.019	40.541	51.052	20	1:54.353	31.389	43.861	39.103
24	55:08.550	...	42.543	37.997	21	1:52.598	30.932	42.642	39.024
25	1:47.778	30.301	40.302	37.175	22	1:55.476	32.764	43.367	39.345
26	1:48.034	29.912	40.280	37.842	23	1:52.020	31.016	42.217	38.787
27	1:47.037	29.761	40.168	37.108	24	1:53.512	30.812	41.973	40.727
28	1:47.130	29.927	40.150	37.053	25	1:57.595	31.833	45.711	40.051
29	1:46.954	29.711	39.940	37.303	26	1:53.616	31.335	42.387	39.894
30	1:47.038	29.728	40.022	37.288	27	2:08.939B	33.149	43.183	52.607
31	1:46.971	29.784	39.772	37.415	28	34:17.402	...	52.555	44.392
32	1:47.292	29.664	40.082	37.546	29	1:58.630	32.001	45.745	40.884
33	2:03.400B	29.727	41.224	52.449	30	1:55.457	31.755	43.561	40.141
34	27:06.225	...	40.859	37.503	31	1:58.184	31.262	44.807	42.115
35	1:47.546	30.011	40.361	37.174	32	2:13.112B	33.232	45.988	53.892
36	1:48.030	29.914	40.789	37.327	33	14:38.645	...	45.988	43.007
37	1:47.122	29.661	40.079	37.382	34	1:55.538	32.190	43.427	39.921
38	1:48.117	29.704	40.727	37.686	35	1:53.841	31.539	42.724	39.578
39	1:48.453	30.439	40.623	37.391	36	1:52.864	31.383	42.063	39.418
40	1:48.823	29.856	41.455	37.512	37	1:53.230	30.995	42.191	40.044
41	2:03.612B	29.847	40.220	53.545	38	2:11.675B	31.810	44.786	55.079
42	15:36.771	...	40.604	37.576	81 Hong LI YE CHN				
43	1:48.172	30.100	40.585	37.487	KOIRANEN GP				
44	1:48.087	30.062	40.491	37.534	1	24:38.705	...	55.689	43.432
45	1:49.884	32.004	40.476	37.404	2	1:55.764	34.141	42.356	39.267
46	1:48.787	30.172	41.116	37.499	3	1:48.572	30.196	41.002	37.374
47	1:50.818	32.058	41.143	37.617	4	1:50.118	29.763	40.456	39.899
48	1:48.440	30.279	40.534	37.627	5	1:48.387	29.711	39.976	38.700
49	2:06.821B	30.587	42.311	53.923	6	1:47.734	29.693	40.777	37.264
80 Mikhail TARASOV RUS					7	1:47.247	29.539	40.142	37.566
KOIRANEN GP					8	2:09.077B	30.235	45.606	53.236
1	26:04.266	...	50.305	40.768	9	13:57.928	...	41.383	37.587
2	2:09.467	10	1:47.707	30.079	40.272	37.356
3	2:09.903	11	1:46.909	29.709	40.066	37.134
4	2:00.535	12	1:48.058	30.310	40.223	37.525
5	2:03.294	13	1:48.781	31.068	40.077	37.636
6	2:14.847B	14	1:48.676	29.898	41.232	37.546
7	14:09.994	15	1:47.277	29.814	40.244	37.219
8	1:56.014	31.695	44.347	39.972	16	1:47.620	29.701	40.291	37.628
9	1:59.233	33.826	45.214	40.193	17	2:01.676B	29.946	40.558	51.172
10	1:54.942	31.698	43.370	39.874	18	40:32.763	...	41.108	38.242
11	1:55.468	30.886	43.372	41.210	19	1:48.093	30.050	40.487	37.556
12	1:54.620	31.826	43.265	39.529	20	1:47.707	29.754	40.306	37.647
13	1:53.865	31.117	43.070	39.678	21	1:49.001	29.865	41.119	38.017



Computerised results and timing service

BARCELONA COLLECTIVE TEST
FORMULA RENAULT 2.0
COLLECTIVE TEST 1
Chronological Analysis of Performances

					B Crossing the finish line in pit lane		S2 Time from 1st intermediate to 2nd intermediate			
					S1 Time from finish line to 1st intermedia		S3 Time from 2nd intermediate to finish line		FY Full Yellow Flag	
Lap	Lap Time	S1	S2	S3	Lap	Lap Time	S1	S2	S3	
22	1:47.786	29.798	40.212	37.776	26	1:53.979B	30.595	40.489	42.895	
23	1:47.420	29.765	40.244	37.411	27	30:19.198	...	41.958	37.259	
24	1:48.735	30.902	40.451	37.382	28	1:45.167	29.693	39.238	36.236	
25	2:08.267B	30.924	42.627	54.716	29	1:44.392	29.162	39.035	36.195	
26	12:54.441	...	52.904	39.873	30	1:51.047	29.140	40.271	41.636	
27	1:46.263	29.749	39.657	36.857	31	1:50.398B	29.410	39.255	41.733	
28	1:45.415	29.518	39.446	36.451						
29	1:45.698	29.447	39.405	36.846						
30	1:45.952	29.577	39.628	36.747						
31	2:17.059B	31.645	47.439	57.975						
32	14:29.342	...	40.166	37.227						
33	1:46.437	29.718	39.594	37.125						
34	1:46.156	29.478	39.558	37.120						
35	1:46.669	29.434	40.037	37.198						
36	1:46.002	29.524	39.601	36.877						
37	1:59.628B	29.327	40.231	50.070						
38	14:24.201	...	40.261	37.150						
39	1:46.949	29.966	39.857	37.126						
40	1:46.596	29.493	40.004	37.099						
41	1:46.842	29.914	39.880	37.048						
42	2:04.565B	30.824	40.920	52.821						

82 Charles LECLERC MON
FORTEC MOTORSPORTS

1	11:20.547	9:52.364	47.824	40.359
2	1:52.952	33.762	41.603	37.587
3	1:47.834	30.702	40.226	36.906
4	1:55.846	34.338	42.141	39.367
5	1:57.829	33.402	42.439	41.988
6	1:46.597	29.730	39.923	36.944
7	1:46.434	29.476	39.777	37.181
8	1:46.690	29.804	39.922	36.964
9	1:54.353B	29.488	39.624	45.241
10	26:17.577	...	42.207	37.396
11	1:46.428	29.610	39.755	37.063
12	1:46.037	29.587	39.603	36.847
13	1:45.429	29.360	39.313	36.756
14	1:46.133	29.407	39.762	36.964
15	1:52.845B	29.482	40.165	43.198
16	1:01:27.869	...	41.531	43.260
17	1:46.363	29.773	39.539	37.051
18	1:46.124	29.393	39.669	37.062
19	1:45.870	29.402	39.587	36.881
20	1:45.864	29.475	39.470	36.919
21	1:46.262	29.411	39.653	37.198
22	1:52.473B	29.452	39.848	43.173
23	5:30.896	4:13.777	40.026	37.093
24	1:46.559	29.460	39.753	37.346
25	1:45.589	29.279	39.466	36.844



Computerised results and timing service

BARCELONA COLLECTIVE TEST
FORMULA RENAULT 2.0
COLLECTIVE TEST 2
Classification

Driver	Nation	ASN	Team	Time	Lap	Total	Gap	Kph
1 72 Beitske VISSER	NED		AVF	1:43.396	38	40	-	162.1
2 7 Matt PARRY	GBR		FORTEC MOTORSPORTS	1:43.573	28	32	+0.177	161.8
3 15 Kevin JÖRG	SUI		JOSEF KAUFMANN RACING	1:43.580	24	25	+0.184	161.8
4 82 Charles LECLERC	MON		FORTEC MOTORSPORTS	1:43.695	19	22	+0.299	161.6
5 3 Egor ORUDZHEV	RUS		TECH 1 RACING	1:43.723	29	31	+0.327	161.6
6 16 Louis DELÉTRAZ	SUI		JOSEF KAUFMANN RACING	1:43.970	22	24	+0.574	161.2
7 1 Antoine HUBERT	FRA		TECH 1 RACING	1:44.076	20	23	+0.680	161.0
8 10 Andrea PIZZITOLA	FRA		MANOR MP MOTORSPORT	1:44.087	17	19	+0.691	161.0
9 9 Martin RUMP	EST		FORTEC MOTORSPORTS	1:44.146	17	20	+0.750	160.9
10 20 Bruno BONIFACIO	BRA		PREMA POWERTEAM	1:44.165	13	38	+0.769	160.9
11 4 Aurélien PANIS	FRA		ART JUNIOR TEAM	1:44.502	28	29	+1.106	160.4
12 35 Matthew GRAHAM	GBR		CHINA BRT by JCS	1:44.617	20	26	+1.221	160.2
13 18 Ignazio D'AGOSTO	ITA		KOIRANEN GP	1:44.862	5	12	+1.466	159.8
14 21 Hans VILLEMI	EST		PREMA POWERTEAM	1:44.912	29	34	+1.516	159.7
15 22 Dennis OLSEN	NOR		PREMA POWERTEAM	1:44.977	17	32	+1.581	159.6
16 12 Julio MORENO	ECU		MANOR MP MOTORSPORT	1:45.103	26	27	+1.707	159.4
17 2 Vasily ROMANOV	RUS		TECH 1 RACING	1:45.177	31	32	+1.781	159.3
18 19 Vitaly LARIONOV	RUS		KOIRANEN GP	1:45.225	38	38	+1.829	159.3
19 81 Hong LI YE	CHN		KOIRANEN GP	1:45.294	17	22	+1.898	159.2
20 78 Jeroen SLAGHEKKE	NED		ART JUNIOR TEAM	1:45.420	29	30	+2.024	159.0
21 17 Nicholas SURGULADZE	RSA		KOIRANEN GP	1:45.803	25	27	+2.407	158.4
22 25 Jules GOUNON	FRA		KTR	1:46.060	14	19	+2.664	158.0
23 37 Sun ZHENG	CHN		CHINA BRT by JCS	1:46.681	28	29	+3.285	157.1
24 80 Mikhail TARASOV	RUS		KOIRANEN GP	1:47.756	33	34	+4.360	155.5
25 23 Alexander ALBON	THA		KTR					
26 24 Gregor RAMSAY	GBR		KTR					

Fastest Lap	Lap 38	Beitske VISSER	1:43.396	162.1 Kph
Circuit Record Lap	19/10/2013	Nick DE VRIES	1:44.856	159.8 Kph
Circuit Best Lap	19/10/2013	Nick DE VRIES	1:42.633	163.3 Kph

Published at:

Track Status:

DRY

Race Director:

Timekeeper:



Computerised results and timing service

BARCELONA COLLECTIVE TEST
FORMULA RENAULT 2.0
COLLECTIVE TEST 2
Best Partial Times
IT Ideal Lap Time, sum of the best partial times

BT Best Lap Time

		S1		S2		S3				IT	BT	
Pos	Driver	Time	Driver	Time	Driver	Time	Pos	Driver				
1	72 B.VISSER	28.841	82 C.LECLERC	38.338	82 C.LECLERC	35.831	1	B.VISSER	1'43.239	1:43.396	(1)	
2	3 E.ORUDZHEV	28.892	72 B.VISSER	38.432	15 K.JÖRG	35.880	2	C.LECLERC	1'43.279	1:43.695	(4)	
3	7 M.PARRY	28.916	3 E.ORUDZHEV	38.519	7 M.PARRY	35.905	3	M.PARRY	1'43.473	1:43.573	(2)	
4	1 A.HUBERT	28.920	7 M.PARRY	38.652	72 B.VISSER	35.966	4	E.ORUDZHEV	1'43.543	1:43.723	(5)	
5	10 A.PIZZITOLA	28.970	15 K.JÖRG	38.677	4 A.PANIS	36.075	5	K.JÖRG	1'43.580	1:43.580	(3)	
6	20 B.BONIFACIO	29.001	16 L.DELÉTRAZ	38.806	16 L.DELÉTRAZ	36.083	6	L.DELÉTRAZ	1'43.970	1:43.970	(6)	
7	9 M.RUMP	29.008	9 M.RUMP	38.845	3 E.ORUDZHEV	36.132	7	A.HUBERT	1'44.007	1:44.076	(7)	
8	15 K.JÖRG	29.023	20 B.BONIFACIO	38.895	1 A.HUBERT	36.146	8	M.RUMP	1'44.080	1:44.146	(9)	
9	35 M.GRAHAM	29.039	10 A.PIZZITOLA	38.936	10 A.PIZZITOLA	36.181	9	A.PIZZITOLA	1'44.087	1:44.087	(8)	
10	4 A.PANIS	29.054	1 A.HUBERT	38.941	9 M.RUMP	36.227	10	B.BONIFACIO	1'44.129	1:44.165	(10)	
11	16 L.DELÉTRAZ	29.081	35 M.GRAHAM	39.014	20 B.BONIFACIO	36.233	11	A.PANIS	1'44.297	1:44.502	(11)	
12	82 C.LECLERC	29.110	18 I.D'AGOSTO	39.117	22 D.OLSEN	36.414	12	M.GRAHAM	1'44.500	1:44.617	(12)	
13	21 H.VILLEMI	29.122	21 H.VILLEMI	39.131	35 M.GRAHAM	36.447	13	D.OLSEN	1'44.718	1:44.977	(15)	
14	22 D.OLSEN	29.139	81 H.LI YE	39.163	18 I.D'AGOSTO	36.470	14	H.VILLEMI	1'44.750	1:44.912	(14)	
15	12 J.MORENO	29.219	22 D.OLSEN	39.165	19 V.LARIONOV	36.485	15	I.D'AGOSTO	1'44.824	1:44.862	(13)	
16	81 H.LI YE	29.230	4 A.PANIS	39.168	21 H.VILLEMI	36.497	16	J.MORENO	1'44.950	1:45.103	(16)	
17	18 I.D'AGOSTO	29.237	12 J.MORENO	39.215	12 J.MORENO	36.516	17	H.LI YE	1'44.974	1:45.294	(19)	
18	78 J.SLAGHEKKE	29.309	2 V.ROMANOV	39.230	78 J.SLAGHEKKE	36.520	18	V.ROMANOV	1'45.105	1:45.177	(17)	
19	2 V.ROMANOV	29.332	19 V.LARIONOV	39.371	2 V.ROMANOV	36.543	19	V.LARIONOV	1'45.207	1:45.225	(18)	
20	19 V.LARIONOV	29.351	78 J.SLAGHEKKE	39.397	81 H.LI YE	36.581	20	J.SLAGHEKKE	1'45.226	1:45.420	(20)	
21	17 N.SURGULADZE	29.433	17 N.SURGULADZE	39.725	17 N.SURGULADZE	36.645	21	N.SURGULADZE	1'45.803	1:45.803	(21)	
22	25 J.GOUNON	29.462	25 J.GOUNON	39.765	25 J.GOUNON	36.665	22	J.GOUNON	1'45.892	1:46.060	(22)	
23	37 S.ZHENG	29.606	37 S.ZHENG	39.789	37 S.ZHENG	37.009	23	S.ZHENG	1'46.404	1:46.681	(23)	
24	24 G.RAMSAY	29.818	23 A.ALBON	39.965	80 M.TARASOV	37.135	24	M.TARASOV	1'47.406	1:47.756	(24)	
25	80 M.TARASOV	30.035	80 M.TARASOV	40.236	24 G.RAMSAY	37.577	25	G.RAMSAY	1'47.724			
26	23 A.ALBON	1:09.654	24 G.RAMSAY	40.329	23 A.ALBON	41.092	26	A.ALBON	2'30.711			



Computerised results and timing service

BARCELONA COLLECTIVE TEST
FORMULA RENAULT 2.0
COLLECTIVE TEST 2
Fastest Laps Sequence

Practice Time	Driver	Nation	Time	Kph	Driver's Lap
44:18.109	78 Jeroen SLAGHEKKE	NED	1:50.201	152.1	2
46:08.037	78 Jeroen SLAGHEKKE	NED	1:49.928	152.4	3
46:21.808	21 Hans VILLEMI	EST	1:47.888	155.3	2
48:09.329	21 Hans VILLEMI	EST	1:47.521	155.9	3
49:14.428	1 Antoine HUBERT	FRA	1:47.062	156.5	2
51:00.412	1 Antoine HUBERT	FRA	1:45.984	158.1	3
52:46.334	1 Antoine HUBERT	FRA	1:45.922	158.2	4
54:32.228	1 Antoine HUBERT	FRA	1:45.894	158.3	5
56:17.970	1 Antoine HUBERT	FRA	1:45.742	158.5	6
1:04:49.622	72 Beitske VISSER	NED	1:45.527	158.8	7
1:12:45.077	4 Aurélien PANIS	FRA	1:45.488	158.9	3
1:16:16.691	4 Aurélien PANIS	FRA	1:45.272	159.2	5
1:20:19.284	82 Charles LECLERC	MON	1:44.713	160.0	3
1:22:03.828	82 Charles LECLERC	MON	1:44.544	160.3	4
1:28:00.578	20 Bruno BONIFACIO	BRA	1:44.165	160.9	13
3:11:09.776	9 Martin RUMP	EST	1:44.146	160.9	17
3:11:53.314	1 Antoine HUBERT	FRA	1:44.076	161.0	20
3:13:58.920	16 Louis DELÉTRAZ	SUI	1:43.970	161.2	22
3:15:33.194	7 Matt PARRY	GBR	1:43.573	161.8	28
3:26:13.622	72 Beitske VISSER	NED	1:43.396	162.1	38

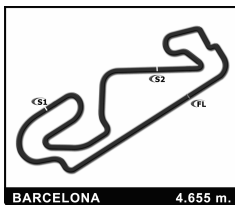


Computerised results and timing service

BARCELONA COLLECTIVE TEST
FORMULA RENAULT 2.0
COLLECTIVE TEST 2
Chronological Analysis of Performances

B Crossing the finish line in pit lane
S1 Time from finish line to 1st intermedia
S2 Time from 1st intermediate to 2nd intermediate
S3 Time from 2nd intermediate to finish line
FY Full Yellow Flag

Lap	Lap Time	S1	S2	S3	Lap	Lap Time	S1	S2	S3
1 Anthoine HUBERT FRA					3 Egor ORUDZHEV RUS				
TECH 1 RACING					TECH 1 RACING				
1	47:27.366	...	42.081	37.825	1	1:04:37.400	...	41.637	38.233
2	1:47.062	29.706	40.026	37.330	2	1:51.996	31.964	42.239	37.793
3	1:45.984	29.451	39.488	37.045	3	1:48.418	30.098	40.622	37.698
4	1:45.922	29.404	39.522	36.996	4	2:02.861 B	31.982	44.575	46.304
5	1:45.894	29.438	39.417	37.039	5	13:44.039	...	40.612	37.038
6	1:45.742	29.393	39.561	36.788	6	1:45.964	29.612	39.480	36.872
7	1:45.822	29.322	39.568	36.932	7	1:45.620	29.396	39.526	36.698
8	1:52.246	29.457	41.806	40.983	8	2:05.110	30.952	51.355	42.803
9	1:53.207 B	29.350	39.687	44.170	9	1:45.501	29.468	39.461	36.572
10	46:00.791	...	41.748	37.660	10	1:45.281	29.387	39.264	36.630
11	1:48.851	30.998	40.670	37.183	11	1:53.327 B	30.050	40.142	43.135
12	1:52.248	29.708	39.870	42.670	12	43:29.808	...	40.110	37.304
13	1:46.672	29.639	39.942	37.091	13	1:46.001	29.610	39.654	36.737
14	1:46.516	29.624	39.865	37.027	14	1:54.540 B	29.356	39.469	45.715
15	1:49.149	29.544	39.915	39.690	15	6:05.040	4:48.463	39.705	36.872
16	1:51.626	33.673	40.428	37.525	16	1:45.709	29.610	39.416	36.683
17	1:54.349 B	29.943	40.478	43.928	17	1:45.171	29.297	39.233	36.641
18	1:07:44.936	...	40.649	36.769	18	1:45.518	29.502	39.250	36.766
19	1:44.855	29.252	39.327	36.276	19	1:45.483	29.420	39.394	36.669
20	1:44.076	28.949	38.981	36.146	20	1:48.965 B	29.334	39.227	40.404
21	1:44.290	28.984	38.941	36.365	21	17:46.180	...	40.234	36.992
22	1:47.343	28.920	39.118	39.305	22	1:45.166	29.290	39.195	36.681
23	2:11.157 B	33.702	46.845	50.610	23	1:45.529	29.264	39.274	36.991
2 Vasily ROMANOV RUS					4 Aurélien PANIS FRA				
TECH 1 RACING					ART JUNIOR TEAM				
1	1:04:36.478	...	43.328	39.863	1	1:09:13.510	...	41.851	37.450
2	1:55.145	34.261	42.520	38.364					
3	1:48.573	30.356	40.689	37.528					
4	1:53.208	34.655	40.878	37.675					
5	1:47.695	29.979	40.325	37.391					
6	1:47.367	29.881	40.175	37.311					
7	1:46.978	29.736	40.111	37.131					
8	1:52.712 B	29.672	40.196	42.844					
9	14:22.805	...	41.292	47.483					
10	1:49.042	30.342	40.376	38.324					
11	1:48.295	29.886	40.324	38.085					
12	1:47.781	30.242	40.158	37.381					
13	1:46.678	29.738	39.842	37.098					
14	1:57.248 B	29.848	41.471	45.929					
15	14:55.551	...	41.768	37.782					
16	1:48.206	30.288	40.414	37.504					
17	1:47.372	29.786	40.247	37.339					
18	1:47.336	30.023	40.081	37.232					
19	1:47.024	29.787	40.129	37.108					
20	1:51.983 B	29.742	39.957	42.284					



Computerised results and timing service

BARCELONA COLLECTIVE TEST
FORMULA RENAULT 2.0
COLLECTIVE TEST 2
Chronological Analysis of Performances

					B Crossing the finish line in pit lane		S2 Time from 1st intermediate to 2nd intermediate								
					S1 Time from finish line to 1st intermedia		S3 Time from 2nd intermediate to finish line		FY Full Yellow Flag						
Lap	Lap Time	S1	S2	S3	Lap	Lap Time	S1	S2	S3						
2	1:46.079	29.589	39.790	36.700	20	1:45.283	29.342	39.323	36.618						
3	1:45.488	29.462	39.437	36.589	21	1:45.568	29.501	39.410	36.657						
4	1:46.342	29.300	40.334	36.708	22	1:45.550	29.277	39.508	36.765						
5	1:45.272	29.259	39.475	36.538	23	1:45.632	29.383	39.529	36.720						
6	1:47.216	30.000	40.106	37.110	24	1:45.644	29.342	39.473	36.829						
7	1:45.457	29.422	39.539	36.496	25	1:54.446B	29.326	39.471	45.649						
8	1:52.619B	29.753	40.120	42.746	26	15:38.369	...	42.463	37.688						
9	16:54.014	...	41.536	37.566	27	1:44.732	29.383	39.190	36.159						
10	1:53.350B	29.494	40.052	43.804	28	1:43.573	29.016	38.652	35.905						
11	9:57.744	8:39.556	40.824	37.364	29	1:57.039B	28.916	39.345	48.778						
12	1:46.300	29.591	39.801	36.908	30	6:13.524	4:56.900	40.119	36.505						
13	1:45.889	29.484	39.656	36.749	31	1:44.334	29.138	38.828	36.368						
14	1:46.079	29.542	39.765	36.772	32	1:53.967B	29.053	38.874	46.040						
15	1:46.096	29.581	39.656	36.859	<div style="border: 1px solid black; padding: 5px;"> 9 Martin RUMP EST FORTEC MOTORSPORTS </div>										
16	1:52.449B	29.568	39.973	42.908							1	1:16:52.995	...	41.888	37.818
17	19:41.557	...	42.130	38.639							2	1:47.557	30.073	40.409	37.075
18	1:48.754	29.748	40.177	38.829							3	1:46.619	29.752	39.970	36.897
19	1:54.167B	29.536	40.487	44.144							4	1:47.619	29.871	40.514	37.234
20	6:15.651	4:56.362	40.854	38.435							5	1:46.801	29.613	40.027	37.161
21	1:46.066	29.659	39.724	36.683							6	1:53.381B	29.608	40.436	43.337
22	1:46.510	29.422	40.145	36.943							7	12:32.272	...	40.913	42.836
23	1:45.935	29.473	39.469	36.993							8	2:04.180B	29.624	45.352	49.204
24	1:51.670B	29.454	39.767	42.449							9	11:15.782	9:57.673	40.609	37.500
25	46:42.838	...	40.894	36.883	10	1:53.339B	30.099	40.048	43.192						
26	1:44.553	29.261	39.217	36.075	11	58:54.581	...	42.345	37.939						
27	1:44.632	29.054	39.211	36.367	12	1:46.226	29.667	39.910	36.649						
28	1:44.502	29.110	39.168	36.224	13	1:45.839	29.450	39.529	36.860						
<div style="border: 1px solid black; padding: 5px;"> 7 Matt PARRY GBR FORTEC MOTORSPORTS </div>					14	1:52.802B	29.337	39.816	43.649						
					15	9:40.741	8:20.073	43.173	37.495						
					16	1:44.896	29.316	39.236	36.344						
					17	1:44.146	29.074	38.845	36.227						
					18	1:53.782	29.008	43.981	40.793						
					19	1:44.744	29.161	39.207	36.376						
					20	1:58.057B	30.171	42.775	45.111						
					<div style="border: 1px solid black; padding: 5px;"> 10 Andrea PIZZITOLA FRA MANOR MP MOTORSPORT </div>					1	1:23:29.104	...	41.271	37.169	
										2	2:05.903B	29.605	45.276	51.022	
										3	7:34.775	6:15.935	40.489	38.351	
4	1:46.927	29.868	40.096	36.963											
5	1:46.128	29.510	39.741	36.877											
6	1:45.989	29.378	39.665	36.946											
7	1:52.007B	29.393	40.327	42.287											
8	48:52.883	...	41.589	39.342											
9	1:46.089	29.673	39.769	36.647											
10	1:45.450	29.373	39.539	36.538											



Computerised results and timing service

BARCELONA COLLECTIVE TEST
FORMULA RENAULT 2.0
COLLECTIVE TEST 2
Chronological Analysis of Performances

B Crossing the finish line in pit lane
S1 Time from finish line to 1st intermedia
S2 Time from 1st intermediate to 2nd intermediate
S3 Time from 2nd intermediate to finish line
FY Full Yellow Flag

Lap	Lap Time	S1	S2	S3	Lap	Lap Time	S1	S2	S3
11	1:52.672	30.500	42.414	39.758	10	41:10.724	...	41.735	37.877
12	1:45.311	29.408	39.354	36.549	11	1:46.660	29.608	39.732	37.320
13	1:50.738B	29.233	39.611	41.894	12	2:00.095B	32.920	40.249	46.926
14	40:33.555B	...	1:06.105	1:05.388	13	5:08.159	3:50.355	40.465	37.339
15	4:23.053	3:02.751	40.569	39.733	14	1:45.673	29.388	39.496	36.789
16	1:44.324	29.100	38.949	36.275	15	1:52.175B	29.423	40.136	42.616
17	1:44.087	28.970	38.936	36.181	16	21:15.864	...	41.758	37.461
18	1:51.329	29.048	40.426	41.855	17	1:45.285	29.349	39.445	36.491

12 **Julio MORENO** ECU
MANOR MP MOTORSPORT

1	1:34:33.916	...	43.910	38.573
2	1:49.435	30.766	40.742	37.927
3	1:47.321	29.827	40.184	37.310
4	1:46.951	29.584	40.024	37.343
5	2:06.864B	32.270	45.877	48.717
6	6:12.144	4:52.538	41.657	37.949
7	1:47.297	29.864	40.147	37.286
8	1:54.273	29.623	46.740	37.910
9	1:48.858	30.971	40.532	37.355
10	1:46.909	29.622	40.127	37.160
11	1:47.512	29.614	40.347	37.551
12	1:47.048	29.697	39.981	37.370
13	1:47.137	29.777	40.095	37.265
14	2:01.390B	30.814	41.915	48.661
15	46:40.154	...	44.433	43.406
16	1:49.299	30.805	40.758	37.736
17	1:48.184	30.456	40.166	37.562
18	1:46.983	29.859	39.902	37.222
19	1:46.942	29.767	39.870	37.305
20	1:49.151	29.788	40.740	38.623
21	1:54.636B	30.139	40.177	44.320
22	18:25.471B	...	1:05.035	58.717
23	4:21.635	3:02.442	41.483	37.710
24	1:45.451	29.523	39.362	36.566
25	1:45.637	29.402	39.544	36.691
26	1:45.103	29.372	39.215	36.516

15 **Kevin JÖRG** SUI
JOSEF KAUFMANN RACING

1	1:14:57.518	...	41.953	37.503
2	1:46.762	29.869	40.084	36.809
3	1:45.858	29.516	39.571	36.771
4	1:45.522	29.394	39.528	36.600
5	1:46.462	29.678	39.624	37.160
6	1:51.476	31.597	40.538	39.341
7	1:46.134	29.335	39.622	37.177
8	1:46.673	30.094	39.929	36.650
9	1:54.113B	29.439	39.611	45.063

16 **Louis DELÉTRAZ** SUI
JOSEF KAUFMANN RACING

1	1:12:13.686	...	41.561	37.720
2	1:47.232	29.989	40.045	37.198
3	1:51.795	34.024	40.616	37.155
4	1:48.419	29.725	41.198	37.496
5	1:46.980	30.108	39.930	36.942
6	1:46.745	29.669	40.032	37.044
7	1:46.864	29.771	40.050	37.043
8	1:54.222B	29.762	39.822	44.638
9	54:18.672	...	41.015	37.032
10	1:45.481	29.667	39.449	36.365
11	1:55.259B	29.237	41.336	44.686
12	10:09.612	8:53.143	39.646	36.823
13	1:44.914	29.324	39.115	36.475
14	1:44.724	29.325	39.108	36.291
15	1:52.670B	29.204	40.626	42.840
16	12:28.193	...	40.132	36.832
17	1:45.403	29.448	39.344	36.611
18	1:45.082	29.428	39.239	36.415
19	1:54.038B	30.760	41.008	42.270
20	14:10.389	...	40.641	36.720
21	1:44.570	29.389	39.085	36.096
22	1:43.970	29.081	38.806	36.083
23	1:44.516	29.105	39.100	36.311
24	6:01.923B	4:19.472	51.885	50.566

17 **Nicholas SURGULADZE** RSA
KOIRANEN GP

1	1:14:35.823	...	44.818	39.198
2	1:49.489	30.378	40.820	38.291
3	1:47.526	29.752	40.170	37.604



Computerised results and timing service

BARCELONA COLLECTIVE TEST
FORMULA RENAULT 2.0
COLLECTIVE TEST 2
Chronological Analysis of Performances

					B Crossing the finish line in pit lane		S2 Time from 1st intermediate to 2nd intermediate			
					S1 Time from finish line to 1st intermedia		S3 Time from 2nd intermediate to finish line		FY Full Yellow Flag	
Lap	Lap Time	S1	S2	S3	Lap	Lap Time	S1	S2	S3	
4	1:46.772	29.786	39.944	37.042	8	1:47.861	29.904	40.221	37.736	
5	1:47.283	29.718	40.188	37.377	9	2:03.285	44.689	41.128	37.468	
6	2:24.610B	50.699	42.829	51.082	10	1:59.144B	29.947	41.753	47.444	
7	14:56.713	...	42.199	37.698	11	42:03.079	...	44.831	38.897	
8	6:42.997B	29.727	5:17.008	56.262	12	1:48.202	30.176	40.763	37.263	
9	17:33.754	...	47.199	38.517	13	1:47.232	29.791	40.125	37.316	
10	1:48.204	30.035	40.517	37.652	14	1:47.035	29.718	40.106	37.211	
11	1:47.522	29.749	40.532	37.241	15	1:47.647	30.015	40.479	37.153	
12	1:47.608	29.728	40.285	37.595	16	1:47.174	29.624	39.858	37.692	
13	1:46.985	29.460	40.223	37.302	17	1:47.796	29.953	40.434	37.409	
14	6:58.243B	5:16.229	46.990	55.024	18	1:46.981	29.727	40.093	37.161	
15	29:13.189	...	48.241	38.531	19	1:47.036	29.702	40.040	37.294	
16	1:48.038	29.913	40.598	37.527	20	1:47.508	29.600	40.631	37.277	
17	1:47.497	29.953	40.255	37.289	21	1:56.182B	29.715	40.229	46.238	
18	1:48.310	29.772	40.595	37.943	22	32:18.600B	...	44.887	52.523	
19	1:47.508	29.752	40.395	37.361	23	5:59.516	4:40.359	41.388	37.769	
20	1:47.306	29.665	40.481	37.160	24	1:48.951	30.790	40.638	37.523	
21	2:07.891B	29.991	43.290	54.610	25	1:47.859	29.805	40.237	37.817	
22	11:17.697	9:57.807	41.531	38.359	26	1:48.739	31.147	40.264	37.328	
23	1:46.693	29.734	39.765	37.194	27	1:48.194	29.903	39.958	38.333	
24	1:46.160	29.494	39.745	36.921	28	1:47.664	30.206	40.281	37.177	
25	1:45.803	29.433	39.725	36.645	29	1:47.099	29.726	39.843	37.530	
26	1:45.917	29.453	39.729	36.735	30	1:47.411	29.676	40.117	37.618	
27	2:38.453B	34.316	56.608	1:07.529	31	1:46.614	29.581	39.873	37.160	
18 Ignazio D'AGOSTO ITA					32	1:56.739B	30.025	40.400	46.314	
KOIRANEN GP					33	13:06.372	...	45.421	38.642	
1	2:28:32.794	...	41.881	37.162	34	1:47.181	30.495	39.648	37.038	
2	1:45.915	29.699	39.726	36.490	35	2:02.045B	29.533	40.733	51.779	
3	1:45.190	29.426	39.294	36.470	36	6:14.509	4:58.016	39.756	36.737	
4	1:45.071	29.237	39.304	36.530	37	1:45.435	29.439	39.396	36.600	
5	1:44.862	29.264	39.117	36.481	38	1:45.225	29.369	39.371	36.485	
6	1:56.682B	29.327	42.884	44.471	20 Bruno BONIFACIO BRA					
7	8:56.950	7:39.825	40.200	36.925	PREMA POWERTEAM					
8	1:46.589	30.302	39.601	36.686	1	55:59.059B	...	43.008	46.466	
9	1:45.606	29.494	39.485	36.627	2	2:29.620B	1:06.044	40.601	42.975	
10	1:45.670	29.548	39.481	36.641	3	2:24.976	1:06.959	40.719	37.298	
11	1:45.506	29.479	39.397	36.630	4	1:46.708	29.968	39.758	36.982	
12	1:58.390B	31.232	41.287	45.871	5	1:45.944	29.511	39.694	36.739	
19 Vitaly LARIONOV RUS					6	1:46.282	29.514	39.960	36.808	
KOIRANEN GP					7	1:51.782	31.035	42.040	38.707	
1	49:42.792	...	47.602	39.299	8	1:45.937	29.395	39.644	36.898	
2	1:49.296	30.539	40.919	37.838	9	2:02.970B	34.274	40.962	47.734	
3	1:48.906	30.818	40.580	37.508	10	10:52.685	9:34.287	41.221	37.177	
4	1:49.092	30.795	40.609	37.688	11	1:45.396	29.373	39.418	36.605	
5	1:47.404	29.835	40.334	37.235	12	1:45.054	29.049	39.772	36.233	
6	1:47.814	30.004	40.190	37.620	13	1:44.165	29.001	38.895	36.269	
7	1:49.086	29.921	40.586	38.579	14	1:49.346	30.995	41.554	36.797	
					15	2:01.995B	29.071	44.419	48.505	



Computerised results and timing service

BARCELONA COLLECTIVE TEST
FORMULA RENAULT 2.0
COLLECTIVE TEST 2
Chronological Analysis of Performances

B Crossing the finish line in pit lane
S1 Time from finish line to 1st intermedia
S2 Time from 1st intermediate to 2nd intermediate
S3 Time from 2nd intermediate to finish line
FY Full Yellow Flag

Lap	Lap Time	S1	S2	S3	Lap	Lap Time	S1	S2	S3
16	17:23.514	...	53.025	37.357	24	2:06.117B	32.969	42.802	50.346
17	1:44.879	29.352	39.200	36.327	25	8:22.613	7:01.986	40.120	40.507
18	1:44.696	29.279	38.967	36.450	26	1:50.087	32.730	40.388	36.969
19	1:52.632	32.667	43.072	36.893	27	1:45.145	29.351	39.131	36.663
20	1:44.557	29.068	39.015	36.474	28	1:45.160	29.164	39.143	36.853
21	1:45.337	29.347	39.516	36.474	29	1:44.912	29.122	39.214	36.576
22	1:52.971B	29.339	39.752	43.880	30	1:45.068	29.228	39.216	36.624
23	10:04.400	8:45.641	41.565	37.194	31	2:00.265	29.427	50.931	39.907
24	1:45.627	29.471	39.589	36.567	32	1:44.914	29.220	39.166	36.528
25	1:52.448B	29.290	39.424	43.734	33	2:01.442B	29.572	41.981	49.889
26	6:42.138	5:25.061	40.453	36.624	34	14:36.146B	...	47.227	52.364
27	1:52.585B	29.253	39.334	43.998	22 Dennis OLSEN NOR				
28	6:42.598	5:26.114	39.854	36.630	PREMA POWERTEAM				
29	1:44.959	29.326	39.224	36.409	1	50:59.417B	...	42.611	44.829
30	1:54.639	31.579	46.060	37.000	2	2:32.223B	1:04.879	44.275	43.069
31	1:45.209	29.492	39.209	36.508	3	2:41.339B	1:18.967	40.490	41.882
32	1:45.008	29.282	39.076	36.650	4	2:21.551B	58.895	40.730	41.926
33	1:53.159B	29.299	39.236	44.624	5	22:25.530	...	41.352	37.325
34	7:07.751	5:50.479	40.263	37.009	6	1:47.995	30.590	40.313	37.092
35	1:45.448	29.493	39.457	36.498	7	1:46.815	30.043	39.872	36.900
36	1:45.461	29.324	39.340	36.797	8	1:45.989	29.470	39.550	36.969
37	1:45.358	29.365	39.278	36.715	9	1:49.445	30.231	40.237	38.977
38	1:57.214B	29.470	39.312	48.432	10	1:48.134	30.304	39.845	37.985
21 Hans VILLEMI EST					11	1:54.458B	29.974	39.757	44.727
PREMA POWERTEAM					12	16:03.165	...	42.591	38.341
1	44:33.920	...	42.100	37.893	13	1:46.251	29.649	39.836	36.766
2	1:47.888	30.254	40.315	37.319	14	1:45.275	29.360	39.426	36.489
3	1:47.521	30.141	40.194	37.186	15	1:44.992	29.230	39.165	36.597
4	1:47.384	29.748	40.321	37.315	16	1:45.379	29.276	39.393	36.710
5	1:47.494	29.898	40.007	37.589	17	1:44.977	29.139	39.321	36.517
6	1:46.967	29.844	39.967	37.156	18	1:52.651	29.220	43.410	40.021
7	1:46.792	29.784	39.923	37.085	19	1:45.307	29.310	39.334	36.663
8	1:58.809B	29.746	41.231	47.832	20	1:50.905B	29.283	39.475	42.147
9	27:53.157	...	40.893	37.649	21	8:00.863	6:43.812	40.161	36.890
10	1:47.556	30.148	40.068	37.340	22	1:45.260	29.447	39.354	36.459
11	1:47.519	30.038	40.409	37.072	23	1:53.978B	30.516	39.599	43.863
12	1:47.479	30.047	40.283	37.149	24	6:20.313	5:03.323	40.237	36.753
13	1:46.996	29.874	40.032	37.090	25	1:54.613B	29.625	39.467	45.521
14	1:46.958	29.845	39.883	37.230	26	6:31.257	5:11.492	40.009	39.756
15	2:01.106B	29.893	42.340	48.873	27	1:46.716	30.132	40.000	36.584
16	15:30.975	...	40.825	38.158	28	1:45.279	29.361	39.343	36.575
17	1:47.503	30.189	40.028	37.286	29	1:45.130	29.369	39.214	36.547
18	1:47.432	29.799	39.887	37.746	30	1:45.121	29.269	39.438	36.414
19	1:46.967	29.904	39.953	37.110	31	1:51.818B	29.265	39.231	43.322
20	1:46.841	29.787	40.008	37.046	32	40:21.060B	...	49.596	46.918
21	2:07.964B	29.772	40.115	58.077	23 Alexander ALBON THA				
22	34:33.501	...	42.946	37.228	KTR				
23	1:45.537	29.517	39.523	36.497					



Computerised results and timing service

BARCELONA COLLECTIVE TEST
FORMULA RENAULT 2.0
COLLECTIVE TEST 2
Chronological Analysis of Performances

B Crossing the finish line in pit lane
S1 Time from finish line to 1st intermedia
S2 Time from 1st intermediate to 2nd intermediate
S3 Time from 2nd intermediate to finish line
FY Full Yellow Flag

Lap	Lap Time	S1	S2	S3	Lap	Lap Time	S1	S2	S3
27	1:47.238	29.943	40.144	37.151	2	1:50.201	30.625	41.430	38.146
28	1:46.681	29.606	40.066	37.009	3	1:49.928	30.398	41.201	38.329
72 Beitske VISSER NED					4	1:49.060	30.288	41.007	37.765
AVF					5	1:48.949	30.221	40.940	37.788
1	52:31.615B	...	43.035	47.459	6	1:48.489	30.183	40.646	37.660
2	3:28.480	2:10.350	40.925	37.205	7	1:49.213	30.226	41.307	37.680
3	1:46.498	29.702	39.852	36.944	8	1:49.460	30.406	41.368	37.686
4	1:45.886	29.357	39.736	36.793	9	1:47.743	29.877	40.452	37.414
5	1:45.863	29.314	39.737	36.812	10	1:47.814	29.956	40.452	37.406
6	1:45.753	29.387	39.579	36.787	11	1:48.186	30.037	40.616	37.533
7	1:45.527	29.351	39.511	36.665	12	1:48.386	29.948	40.639	37.799
8	1:45.638	29.246	39.602	36.790	13	1:49.935	31.711	40.564	37.660
9	1:45.985	29.248	39.692	37.045	14	2:00.678B	30.553	40.654	49.471
10	1:45.877	29.428	39.461	36.988	15	16:09.102	...	42.475	37.774
11	1:46.063	29.491	39.515	37.057	16	1:47.341	29.925	40.269	37.147
12	1:45.942	29.488	39.663	36.791	17	1:46.771	29.884	39.957	36.930
13	1:46.035	29.438	39.670	36.927	18	1:46.282	29.549	39.776	36.957
14	1:46.074	29.435	39.717	36.922	19	1:46.534	29.689	40.087	36.758
15	1:46.053	29.447	39.655	36.951	20	1:46.259	29.551	39.856	36.852
16	1:45.985	29.306	39.779	36.900	21	1:46.678	29.671	39.976	37.031
17	1:46.503	29.460	40.125	36.918	22	1:46.559	29.614	39.990	36.955
18	2:00.331B	30.126	40.923	49.282	23	1:46.574	29.687	39.824	37.063
19	45:12.411	...	42.368	37.764	24	1:59.029B	29.739	39.925	49.365
20	1:45.733	29.482	39.647	36.604	25	1:30:42.605	...	42.194	37.684
21	2:03.288B	29.237	42.413	51.638	26	1:46.351	29.711	39.913	36.727
22	5:14.672	3:57.690	40.363	36.619	27	1:45.696	29.688	39.488	36.520
23	1:45.130	29.244	39.502	36.384	28	1:45.594	29.309	39.416	36.869
24	1:56.277B	29.038	39.022	48.217	29	1:45.420	29.412	39.397	36.611
25	7:03.274	5:46.754	39.864	36.656	30	2:37.905B	32.225	1:05.149	1:00.531
26	1:44.841	29.106	39.295	36.440	80 Mikhail TARASOV RUS				
27	1:44.790	29.097	39.152	36.541	KOIRANEN GP				
28	1:44.823	29.173	39.175	36.475	1	1:07:08.691	...	47.028	40.653
29	1:44.774	29.078	39.276	36.420	2	1:53.994	31.609	42.924	39.461
30	6:26.865B	4:41.196	52.863	52.806	3	1:52.944	31.355	42.360	39.229
31	19:47.248	...	41.792	37.450	4	1:53.594	31.023	43.609	38.962
32	1:46.484	29.780	39.986	36.718	5	1:50.804	30.633	41.769	38.402
33	1:45.997	29.403	39.652	36.942	6	1:50.181	30.521	41.265	38.395
34	1:45.803	29.403	39.658	36.742	7	1:49.972	30.421	41.269	38.282
35	1:56.962B	29.495	39.729	47.738	8	1:49.596	30.330	41.268	37.998
36	12:46.902	...	40.810	37.070	9	1:49.512	30.263	41.157	38.092
37	1:43.844	29.088	38.790	35.966	10	2:07.794B	34.714	43.723	49.357
38	1:43.396	28.848	38.432	36.116	11	25:05.084	...	50.106	43.532
39	1:43.481	28.909	38.542	36.030	12	1:54.983	31.108	44.103	39.772
40	1:54.538B	28.841	38.691	47.006	13	1:52.386	31.026	42.423	38.937
78 Jeroen SLAGHEKKE NED					14	1:51.077	30.764	41.757	38.556
ART JUNIOR TEAM					15	1:54.398	30.454	42.743	41.201
1	42:27.908	...	43.181	38.959	16	1:53.715	30.808	42.639	40.268
					17	1:50.069	30.491	41.469	38.109



Computerised results and timing service

BARCELONA COLLECTIVE TEST
FORMULA RENAULT 2.0
COLLECTIVE TEST 2
Chronological Analysis of Performances

					B Crossing the finish line in pit lane		S2 Time from 1st intermediate to 2nd intermediate			
					S1 Time from finish line to 1st intermedia		S3 Time from 2nd intermediate to finish line		FY Full Yellow Flag	
Lap	Lap Time	S1	S2	S3	Lap	Lap Time	S1	S2	S3	
18	1:50.094	30.411	41.559	38.124	5	1:51.914B	29.679	40.124	42.111	
19	1:50.280	30.628	41.259	38.393	6	8:00.868	6:44.329	39.571	36.968	
20	1:49.378	30.437	41.171	37.770	7	1:45.194	29.509	39.108	36.577	
21	2:05.488B	30.343	40.910	54.235	8	1:56.462	29.891	48.246	38.325	
22	29:43.342B	...	45.166	1:05.081	9	1:47.263	30.814	39.475	36.974	
23	6:54.662	5:30.315	44.864	39.483	10	1:51.835B	29.317	39.276	43.242	
24	1:52.977	31.358	42.781	38.838	11	52:09.938	...	41.548	37.329	
25	1:50.142	30.464	41.545	38.133	12	1:45.559	29.611	39.359	36.589	
26	1:53.085	31.989	42.424	38.672	13	1:45.176	29.294	39.113	36.769	
27	2:04.567B	30.826	41.499	52.242	14	1:45.182	29.122	39.467	36.593	
28	15:00.258	...	48.374	40.852	15	1:51.031B	29.451	39.512	42.068	
29	1:52.210	31.027	42.240	38.943	16	36:30.028	...	43.103	39.292	
30	1:50.060	30.578	41.367	38.115	17	1:54.580B	29.566	38.841	46.173	
31	1:50.414	30.685	41.485	38.244	18	7:00.537	5:42.743	40.784	37.010	
32	1:47.790	30.202	40.453	37.135	19	1:43.695	29.526	38.338	35.831	
33	1:47.756	30.035	40.236	37.485	20	1:44.787	29.186	38.589	37.012	
34	2:37.657B	33.760	56.623	1:07.274	21	1:44.113	29.288	38.683	36.142	

81 **Hong LI YE** CHN
KOIRANEN GP

1	1:37:42.957	...	46.253	42.675
2	1:50.898	31.577	41.619	37.702
3	2:03.316B	30.303	40.399	52.614
4	6:07.521	4:49.457	40.881	37.183
5	1:48.001	29.891	40.432	37.678
6	1:47.713	29.838	40.429	37.446
7	1:50.817	32.802	40.577	37.438
8	1:49.151	29.978	41.435	37.738
9	1:47.994	30.373	40.255	37.366
10	1:48.357	29.984	40.536	37.837
11	1:47.801	30.031	40.262	37.508
12	1:47.214	29.731	39.980	37.503
13	2:00.572B	29.858	40.282	50.432
14	45:04.663	...	51.270	46.312
15	1:54.692	30.836	40.785	43.071
16	1:45.993	29.456	39.495	37.042
17	1:45.294	29.405	39.198	36.691
18	1:45.463	29.230	39.163	37.070
19	1:54.497	31.808	43.675	39.014
20	1:49.114	29.847	40.321	38.946
21	1:45.369	29.323	39.465	36.581
22	2:03.211B	29.461	42.474	51.276

82 **Charles LECLERC** MON
FORTEC MOTORSPORTS

1	1:16:48.776	...	42.941	43.890
2	1:45.795	29.693	39.516	36.586
3	1:44.713	29.248	39.060	36.405
4	1:44.544	29.122	39.121	36.301



Computerised results and timing service

BARCELONA COLLECTIVE TEST
FORMULA RENAULT 2.0
DAY 1
Classification

Driver	NAT	ASN	Team	Session 1		Session 2		Time	Gap	
				Time	Lap	Time	Lap			
1 72	Beitske	VISSER	NED	AVF	1:44.076	30	1:43.396	38	1:43.396	
2 7	Matt	PARRY	GBR	FORTEC MOTORSPORTS	1:45.659	33	1:43.573	28	1:43.573	+0.177
3 15	Kevin	JÖRG	SUI	JOSEF KAUFMANN RACING	1:45.427	21	1:43.580	24	1:43.580	+0.184
4 82	Charles	LECLERC	MON	FORTEC MOTORSPORTS	1:44.392	29	1:43.695	19	1:43.695	+0.299
5 3	Egor	ORUDZHEV	RUS	TECH 1 RACING	1:47.497	10	1:43.723	29	1:43.723	+0.327
6 16	Louis	DELÉTRAZ	SUI	JOSEF KAUFMANN RACING	1:44.854	19	1:43.970	22	1:43.970	+0.574
7 1	Anthoine	HUBERT	FRA	TECH 1 RACING	1:45.566	18	1:44.076	20	1:44.076	+0.680
8 10	Andrea	PIZZITOLA	FRA	MANOR MP MOTORSPORT	1:45.106	21	1:44.087	17	1:44.087	+0.691
9 9	Martin	RUMP	EST	FORTEC MOTORSPORTS	1:46.191	27	1:44.146	17	1:44.146	+0.750
10 20	Bruno	BONIFACIO	BRA	PREMA POWERTEAM	1:45.258	22	1:44.165	13	1:44.165	+0.769
11 4	Aurélien	PANIS	FRA	ART JUNIOR TEAM	1:44.804	31	1:44.502	28	1:44.502	+1.106
12 35	Matthew	GRAHAM	GBR	CHINA BRT by JCS	1:44.742	30	1:44.617	20	1:44.617	+1.221
13 18	Ignazio	D'AGOSTO	ITA	KOIRANEN GP	1:44.958	19	1:44.862	5	1:44.862	+1.466
14 21	Hans	VILLEMI	EST	PREMA POWERTEAM	1:46.396	28	1:44.912	29	1:44.912	+1.516
15 22	Dennis	OLSEN	NOR	PREMA POWERTEAM	1:45.696	26	1:44.977	17	1:44.977	+1.581
16 12	Julio	MORENO	ECU	MANOR MP MOTORSPORT	1:46.997	24	1:45.103	26	1:45.103	+1.707
17 2	Vasily	ROMANOV	RUS	TECH 1 RACING	1:46.001	36	1:45.177	31	1:45.177	+1.781
18 23	Alexander	ALBON	THA	KTR	1:45.218	26	1:45.218		1:45.218	+1.822
19 19	Vitaly	LARIONOV	RUS	KOIRANEN GP	1:49.049	16	1:45.225	38	1:45.225	+1.829
20 81	Hong LI	YE	CHN	KOIRANEN GP	1:45.415	28	1:45.294	17	1:45.294	+1.898
21 78	Jeroen	SLAGHEKKE	NED	ART JUNIOR TEAM	1:46.954	29	1:45.420	29	1:45.420	+2.024
22 17	Nicholas	SURGULADZE	RSA	KOIRANEN GP	1:46.329	34	1:45.803	25	1:45.803	+2.407
23 25	Jules	GOUNON	FRA	KTR			1:46.060	14	1:46.060	+2.664
24 37	Sun	ZHENG	CHN	CHINA BRT by JCS	1:47.842	22	1:46.681	28	1:46.681	+3.285
25 24	Gregor	RAMSAY	GBR	KTR	1:46.789	13	1:46.789		1:46.789	+3.393
26 80	Mikhail	TARASOV	RUS	KOIRANEN GP	1:51.961	15	1:47.756	33	1:47.756	+4.360

Published at:

Race Director:	Timekeeper:
----------------	-------------



Computerised results and timing service

BARCELONA COLLECTIVE TEST
FORMULA RENAULT 2.0
COLLECTIVE TEST 3
Classification

Driver	Nation	ASN	Team	Time	Lap	Total	Gap	Kph		
1	82	Charles LECLERC	MON	FORTEC MOTORSPORTS	1:42.308	20	21	-	-	163.8
2	7	Matt PARRY	GBR	FORTEC MOTORSPORTS	1:42.473	19	21	+0.165	+0.165	163.5
3	20	Bruno BONIFACIO	BRA	PREMA POWERTEAM	1:42.743	24	26	+0.435	+0.270	163.1
4	72	Beitske VISSER	NED	AVF	1:42.785	16	25	+0.477	+0.042	163.0
5	3	Egor ORUDZHEY	RUS	TECH 1 RACING	1:42.931	13	30	+0.623	+0.146	162.8
6	18	Ignazio D'AGOSTO	ITA	KOIRANEN GP	1:43.035	10	18	+0.727	+0.104	162.6
7	22	Dennis OLSEN	NOR	PREMA POWERTEAM	1:43.156	21	22	+0.848	+0.121	162.5
8	9	Martin RUMP	EST	FORTEC MOTORSPORTS	1:43.184	18	19	+0.876	+0.028	162.4
9	15	Kevin JÖRG	SUI	JOSEF KAUFMANN RACING	1:43.221	11	26	+0.913	+0.037	162.4
10	1	Anthoine HUBERT	FRA	TECH 1 RACING	1:43.262	13	19	+0.954	+0.041	162.3
11	21	Hans VILLEMI	EST	PREMA POWERTEAM	1:43.507	21	24	+1.199	+0.245	161.9
12	10	Andrea PIZZITOLA	FRA	MANOR MP MOTORSPORT	1:43.554	10	29	+1.246	+0.047	161.8
13	16	Louis DELÉTRAZ	SUI	JOSEF KAUFMANN RACING	1:43.589	12	24	+1.281	+0.035	161.8
14	74	Matthew GRAHAM	GBR	AVF	1:43.628	17	38	+1.320	+0.039	161.7
15	23	Alexander ALBON	THA	KTR	1:43.864	13	24	+1.556	+0.236	161.3
16	2	Vasily ROMANOV	RUS	TECH 1 RACING	1:43.999	16	32	+1.691	+0.135	161.1
17	24	Gregor RAMSAY	GBR	KTR	1:44.116	14	30	+1.808	+0.117	161.0
18	25	Jules GOUNON	FRA	KTR	1:44.364	23	39	+2.056	+0.248	160.6
19	81	Hong LI YE	CHN	KOIRANEN GP	1:44.369	22	26	+2.061	+0.005	160.6
20	78	Jeroen SLAGHEKKE	NED	ART JUNIOR TEAM	1:44.462	31	43	+2.154	+0.093	160.4
21	4	Aurélien PANIS	FRA	ART JUNIOR TEAM	1:44.463	20	37	+2.155	+0.001	160.4
22	19	Vitaly LARIONOV	RUS	KOIRANEN GP	1:44.521	14	27	+2.213	+0.058	160.3
23	12	Julio MORENO	ECU	MANOR MP MOTORSPORT	1:44.601	13	23	+2.293	+0.080	160.2
24	17	Nicholas SURGULADZE	RSA	KOIRANEN GP	1:45.200	13	22	+2.892	+0.599	159.3
25	37	Sun ZHENG	CHN	CHINA BRT by JCS	1:46.006	19	26	+3.698	+0.806	158.1
26	80	Mikhail TARASOV	RUS	KOIRANEN GP	1:46.726	23	44	+4.418	+0.720	157.0
Fastest Lap	Lap 20	Charles LECLERC		1:42.308				163.8 Kph		
Circuit Record Lap	19/10/2013	Nick DE VRIES		1:44.856				159.8 Kph		
Circuit Best Lap	18/03/2014	Charles LECLERC		1:42.308				163.8 Kph		

Published at:

Track Status:

DRY

Race Director:	Timekeeper:
-----------------------	--------------------



Computerised results and timing service

BARCELONA COLLECTIVE TEST
FORMULA RENAULT 2.0
COLLECTIVE TEST 3
Best Partial Times
IT Ideal Lap Time, sum of the best partial times

BT Best Lap Time

		S1		S2		S3				IT	BT	
Pos	Driver	Time	Driver	Time	Driver	Time	Pos	Driver				
1	20 B.BONIFACIO	28.598	82 C.LECLERC	38.098	82 C.LECLERC	35.530	1	C.LECLERC	1'42.308	1:42.308	(1)	
2	7 M.PARRY	28.620	7 M.PARRY	38.163	18 I.D'AGOSTO	35.577	2	M.PARRY	1'42.419	1:42.473	(2)	
3	82 C.LECLERC	28.680	72 B.VISSER	38.272	20 B.BONIFACIO	35.598	3	B.BONIFACIO	1'42.473	1:42.743	(3)	
4	72 B.VISSER	28.696	20 B.BONIFACIO	38.277	7 M.PARRY	35.636	4	B.VISSER	1'42.626	1:42.785	(4)	
5	1 A.HUBERT	28.701	3 E.ORUDZHEV	38.315	72 B.VISSER	35.658	5	E.ORUDZHEV	1'42.797	1:42.931	(5)	
6	15 K.JÖRG	28.706	9 M.RUMP	38.350	1 A.HUBERT	35.747	6	I.D'AGOSTO	1'42.905	1:43.035	(6)	
7	3 E.ORUDZHEV	28.725	22 D.OLSEN	38.413	3 E.ORUDZHEV	35.757	7	M.RUMP	1'42.909	1:43.184	(8)	
8	9 M.RUMP	28.748	18 I.D'AGOSTO	38.506	22 D.OLSEN	35.800	8	D.OLSEN	1'43.012	1:43.156	(7)	
9	22 D.OLSEN	28.799	15 K.JÖRG	38.525	9 M.RUMP	35.811	9	A.HUBERT	1'43.100	1:43.262	(10)	
10	10 A.PIZZITOLA	28.814	21 H.VILLEMI	38.557	74 M.GRAHAM	35.863	10	K.JÖRG	1'43.119	1:43.221	(9)	
11	18 I.D'AGOSTO	28.822	16 L.DELÉTRAZ	38.612	15 K.JÖRG	35.888	11	M.GRAHAM	1'43.397	1:43.628	(14)	
12	74 M.GRAHAM	28.850	1 A.HUBERT	38.652	16 L.DELÉTRAZ	35.928	12	A.PIZZITOLA	1'43.441	1:43.554	(12)	
13	21 H.VILLEMI	28.904	10 A.PIZZITOLA	38.681	10 A.PIZZITOLA	35.946	13	H.VILLEMI	1'43.471	1:43.507	(11)	
14	24 G.RAMSAY	28.908	74 M.GRAHAM	38.684	23 A.ALBON	35.975	14	L.DELÉTRAZ	1'43.505	1:43.589	(13)	
15	23 A.ALBON	28.913	2 V.ROMANOV	38.786	21 H.VILLEMI	36.010	15	A.ALBON	1'43.678	1:43.864	(15)	
16	16 L.DELÉTRAZ	28.965	23 A.ALBON	38.790	25 J.GOUNON	36.142	16	V.ROMANOV	1'43.944	1:43.999	(16)	
17	2 V.ROMANOV	28.990	81 H.LI YE	38.857	24 G.RAMSAY	36.148	17	G.RAMSAY	1'44.051	1:44.116	(17)	
18	25 J.GOUNON	29.033	25 J.GOUNON	38.957	19 V.LARIONOV	36.158	18	J.GOUNON	1'44.132	1:44.364	(18)	
19	81 H.LI YE	29.080	4 A.PANIS	38.988	2 V.ROMANOV	36.168	19	H.LI YE	1'44.199	1:44.369	(19)	
20	12 J.MORENO	29.092	19 V.LARIONOV	38.989	78 J.SLAGHEKKE	36.211	20	A.PANIS	1'44.356	1:44.463	(21)	
21	4 A.PANIS	29.142	24 G.RAMSAY	38.995	4 A.PANIS	36.226	21	V.LARIONOV	1'44.386	1:44.521	(22)	
22	78 J.SLAGHEKKE	29.176	12 J.MORENO	39.015	81 H.LI YE	36.262	22	J.SLAGHEKKE	1'44.444	1:44.462	(20)	
23	17 N.SURGULADZE	29.206	78 J.SLAGHEKKE	39.057	12 J.MORENO	36.379	23	J.MORENO	1'44.486	1:44.601	(23)	
24	19 V.LARIONOV	29.239	17 N.SURGULADZE	39.326	17 N.SURGULADZE	36.668	24	N.SURGULADZE	1'45.200	1:45.200	(24)	
25	37 S.ZHENG	29.450	37 S.ZHENG	39.691	37 S.ZHENG	36.708	25	S.ZHENG	1'45.849	1:46.006	(25)	
26	80 M.TARASOV	29.552	80 M.TARASOV	39.960	80 M.TARASOV	36.930	26	M.TARASOV	1'46.442	1:46.726	(26)	



Computerised results and timing service

BARCELONA COLLECTIVE TEST
FORMULA RENAULT 2.0
COLLECTIVE TEST 3
Fastest Laps Sequence

Practice Time	Driver	Nation	Time	Kph	Driver's Lap
4:23.723	20 Bruno BONIFACIO	BRA	1:49.177	153.5	2
4:41.964	72 Beitske VISSER	NED	1:47.765	155.5	2
6:10.510	20 Bruno BONIFACIO	BRA	1:46.787	156.9	3
6:18.265	9 Martin RUMP	EST	1:46.303	157.6	2
7:56.464	20 Bruno BONIFACIO	BRA	1:45.954	158.2	4
8:13.860	72 Beitske VISSER	NED	1:45.496	158.8	4
9:49.602	9 Martin RUMP	EST	1:44.701	160.1	4
16:32.089	10 Andrea PIZZITOLA	FRA	1:44.568	160.3	4
18:16.110	10 Andrea PIZZITOLA	FRA	1:44.021	161.1	5
32:09.540	15 Kevin JÖRG	SUI	1:43.920	161.3	5
34:35.544	20 Bruno BONIFACIO	BRA	1:43.645	161.7	11
36:07.855	9 Martin RUMP	EST	1:43.498	161.9	8
36:18.613	20 Bruno BONIFACIO	BRA	1:43.069	162.6	12
56:19.136	3 Egor ORUDZHEV	RUS	1:43.057	162.6	12
56:57.100	7 Matt PARRY	GBR	1:42.711	163.2	18
58:39.573	7 Matt PARRY	GBR	1:42.473	163.5	19
1:18:09.745	82 Charles LECLERC	MON	1:42.308	163.8	20



Computerised results and timing service

BARCELONA COLLECTIVE TEST
FORMULA RENAULT 2.0
COLLECTIVE TEST 3
Chronological Analysis of Performances

B Crossing the finish line in pit lane
S1 Time from finish line to 1st intermedia
S2 Time from 1st intermediate to 2nd intermediate
S3 Time from 2nd intermediate to finish line
FY Full Yellow Flag

Lap	Lap Time	S1	S2	S3	Lap	Lap Time	S1	S2	S3
1 Anthoine HUBERT FRA TECH 1 RACING					25	1:45.515	29.537	39.420	36.558
1	13:34.906	...	42.691	39.486	26	1:45.748	29.489	39.546	36.713
2	1:48.396	30.027	41.247	37.122	27	1:51.534 B	29.518	39.622	42.394
3	1:47.439	29.509	39.872	38.058	28	3:23.437	2:05.306	40.763	37.368
4	1:51.671 B	29.247	39.401	43.023	29	1:53.543 B	31.175	40.186	42.182
5	11:11.990	9:55.097	40.063	36.830	30	2:21.461	1:02.381	40.914	38.166
6	1:47.875	29.324	39.401	39.150	31	2:27.732 B	34.370	45.832	1:07.530
7	1:51.581	34.575	40.239	36.767	32	9:25.133 B	7:59.430	42.064	43.639
8	1:45.728	29.417	39.461	36.850	3 Egor ORUDZHEV RUS TECH 1 RACING				
9	1:45.188	29.189	39.352	36.647	1	17:46.331	...	45.935	41.641
10	1:54.710 B	32.570	39.824	42.316	2	1:53.188 B	29.689	39.611	43.888
11	17:38.799	...	41.972	38.787	3	10:42.786	9:26.094	39.949	36.743
12	1:43.545	29.129	38.669	35.747	4	1:45.050	29.349	39.243	36.458
13	1:43.262	28.701	38.652	35.909	5	1:45.149	29.236	39.306	36.607
14	6:31.483 B	28.771	5:12.585	50.127	6	1:45.204	29.031	39.351	36.822
15	2:12:29.500 B	...	45.504	48.145	7	1:44.813	29.136	39.215	36.462
16	2:39.519 B	1:07.310	44.926	47.283	8	1:49.599 B	29.025	39.523	41.051
17	2:34.306 B	1:03.165	44.840	46.301	9	11:40.071	...	40.189	36.690
18	2:35.796 B	1:06.148	43.868	45.780	10	1:44.255	29.877	38.621	35.757
19	2:35.444 B	1:03.157	46.728	45.559	11	1:59.633	28.786	53.270	37.577
2 Vasily ROMANOV RUS TECH 1 RACING					12	1:43.057	28.815	38.368	35.874
1	13:03.480	...	42.880	37.926	13	1:42.931	28.767	38.315	35.849
2	1:46.926	30.154	39.938	36.834	14	1:51.405	32.582	42.081	36.742
3	1:45.797	29.624	39.626	36.547	15	1:51.406 B	28.725	39.885	42.796
4	1:45.600	29.582	39.443	36.575	16	1:17:27.829	...	40.880	36.938
5	2:01.420 B	30.789	42.845	47.786	17	1:46.229	29.663	39.798	36.768
6	10:04.185	8:43.507	42.287	38.391	18	1:46.160	29.953	39.532	36.675
7	1:45.569	29.517	39.457	36.595	19	1:45.163	29.429	39.200	36.534
8	1:44.668	29.209	39.124	36.335	20	1:45.164	29.195	39.260	36.709
9	1:44.563	29.137	39.092	36.334	21	1:45.349	29.233	39.559	36.557
10	1:54.945 B	29.159	40.297	45.489	22	1:45.249	29.294	39.152	36.803
11	12:13.815	...	43.596	37.547	23	1:49.065 B	29.191	39.486	40.388
12	1:45.287	29.500	39.437	36.350	24	24:29.575	...	40.495	36.941
13	1:44.538	29.281	38.984	36.273	25	1:45.028	29.312	39.291	36.425
14	1:44.531	29.205	38.940	36.386	26	1:43.977	29.033	38.774	36.170
15	1:49.113	31.629	41.119	36.365	27	1:44.054	28.989	38.859	36.206
16	1:43.999	29.045	38.786	36.168	28	1:44.008	28.906	38.789	36.313
17	1:48.574	28.990	43.034	36.550	29	1:44.198	28.929	38.889	36.380
18	2:03.604 B	29.238	40.581	53.785	30	1:47.912 B	29.139	39.019	39.754
19	1:15:43.403	...	42.202	37.807	4 Aurélien PANIS FRA ART JUNIOR TEAM				
20	1:47.190	30.128	39.997	37.065	1	14:18.590	...	44.334	38.472
21	1:46.168	29.768	39.759	36.641	2	1:47.861	30.352	40.391	37.118
22	1:46.734	29.521	40.453	36.760	3	1:45.711	29.536	39.453	36.722
23	1:46.131	29.656	39.710	36.765	4	1:52.212 B	29.427	39.570	43.215
24	1:45.561	29.410	39.534	36.617	5	10:51.083	9:33.112	40.608	37.363



Computerised results and timing service

BARCELONA COLLECTIVE TEST
FORMULA RENAULT 2.0
COLLECTIVE TEST 3
Chronological Analysis of Performances

B Crossing the finish line in pit lane
S1 Time from finish line to 1st intermedia
S2 Time from 1st intermediate to 2nd intermediate
S3 Time from 2nd intermediate to finish line
FY Full Yellow Flag

Lap	Lap Time	S1	S2	S3	Lap	Lap Time	S1	S2	S3
6	1:45.866	29.495	39.659	36.712	15	1:53.151 B	28.977	39.239	44.935
7	1:45.735	29.338	39.678	36.719	16	11:51.176	...	41.073	36.996
8	1:45.570	29.306	39.676	36.588	17	1:43.204	28.941	38.531	35.732
9	1:45.085	29.339	39.257	36.489	18	1:42.711	28.664	38.325	35.722
10	1:51.006 B	29.196	39.460	42.350	19	1:42.473	28.674	38.163	35.636
11	34:06.994	...	40.791	37.115	20	1:43.135	28.620	38.383	36.132
12	1:45.980	29.505	39.740	36.735	21	1:53.814 B	28.783	39.602	45.429
13	1:45.792	29.390	39.608	36.794	9 Martin RUMP EST FORTEC MOTORSPORTS				
14	1:45.678	29.343	39.653	36.682	1	4:31.962	3:08.469	44.083	39.410
15	1:53.098 B	30.295	40.510	42.293	2	1:46.303	29.773	39.960	36.570
16	11:46.041	...	40.960	37.189	3	1:46.636	30.209	39.696	36.731
17	1:44.519	29.305	38.988	36.226	4	1:44.701	29.229	39.010	36.462
18	1:44.632	29.189	39.030	36.413	5	1:53.240 B	29.039	39.447	44.754
19	1:52.556	31.782	43.736	37.038	6	20:56.064	...	47.422	38.782
20	1:44.463	29.142	39.023	36.298	7	1:45.451	29.574	39.526	36.351
21	1:50.356 B	29.142	39.269	41.945	8	1:43.498	28.955	38.551	35.992
22	53:06.695	...	39.933	36.672	9	2:07.386	29.173	53.740	44.473
23	1:45.255	29.452	39.228	36.575	10	1:43.748	29.074	38.578	36.096
24	1:45.069	29.312	39.182	36.575	11	1:51.589 B	28.835	39.043	43.711
25	1:53.601 B	29.334	39.543	44.724	12	15:38.340	...	46.400	38.431
26	12:23.640	...	40.153	37.083	13	1:49.022	30.005	40.209	38.808
27	1:45.839	29.511	39.594	36.734	14	1:43.557	28.899	38.637	36.021
28	1:45.618	29.339	39.603	36.676	15	2:04.809 B	28.801	48.005	48.003
29	1:51.672 B	30.069	39.615	41.988	16	6:31.741	5:11.239	43.339	37.163
30	10:13.367	8:56.336	40.302	36.729	17	1:43.297	28.946	38.540	35.811
31	1:46.058	29.478	39.704	36.876	18	1:43.184	28.748	38.350	36.086
32	1:45.785	29.549	39.434	36.802	19	1:52.350 B	28.899	39.296	44.155
33	1:52.161 B	29.543	39.562	43.056	10 Andrea PIZZITOLA FRA MANOR MP MOTORSPORT				
34	10:34.370	9:16.801	40.335	37.234	1	11:04.809	9:44.148	42.641	38.020
35	1:46.155	29.524	39.676	36.955	2	1:48.254	29.412	39.419	39.423
36	1:46.327	29.531	39.840	36.956	3	1:54.458	29.767	42.723	41.968
37	1:46.720	29.498	39.854	37.368	4	1:44.568	29.239	39.058	36.271

7 Matt PARRY GBR FORTEC MOTORSPORTS				
1	3:31.269	2:06.962	44.539	39.768
2	1:53.339	31.899	42.021	39.419
3	1:48.120	30.266	40.357	37.497
4	2:05.459 B	31.895	42.749	50.815
5	5:24.742	4:06.109	41.345	37.288
6	1:46.188	29.389	39.576	37.223
7	1:45.802	29.180	39.808	36.814
8	2:00.006 B	30.242	41.034	48.730
9	10:46.126	9:25.976	42.125	38.025
10	1:45.596	29.443	39.583	36.570
11	1:46.963	29.029	39.510	38.424
12	1:44.562	29.008	39.204	36.350
13	1:44.096	28.944	38.898	36.254
14	1:44.590	28.936	39.213	36.441

5	1:44.021	29.052	38.888	36.081
6	2:04.745 B	33.767	44.702	46.276
7	12:24.783	...	43.040	43.264
8	1:44.278	29.301	39.031	35.946
9	1:43.584	28.904	38.681	35.999
10	1:43.554	28.814	38.727	36.013
11	1:43.930	28.847	38.828	36.255
12	1:54.314 B	29.071	40.866	44.377
13	1:03:54.488	...	40.507	37.195
14	1:44.482	29.501	38.882	36.099
15	1:44.079	29.085	38.938	36.056
16	1:44.022	29.084	38.807	36.131
17	1:44.034	29.032	38.789	36.213



Computerised results and timing service

BARCELONA COLLECTIVE TEST

FORMULA RENAULT 2.0

COLLECTIVE TEST 3

Chronological Analysis of Performances

B Crossing the finish line in pit lane
S1 Time from finish line to 1st intermedia
S2 Time from 1st intermediate to 2nd intermediate
S3 Time from 2nd intermediate to finish line
FY Full Yellow Flag

Lap	Lap Time	S1	S2	S3	Lap	Lap Time	S1	S2	S3
18	2:00.463	33.264	46.288	40.911	9	5:10.401	3:53.591	40.334	36.476
19	1:44.308	29.167	38.944	36.197	10	1:43.417	28.922	38.525	35.970
20	1:44.401	29.096	38.853	36.452	11	1:43.221	28.762	38.571	35.888
21	1:49.423B	29.149	38.919	41.355	12	1:43.609	28.706	38.723	36.180
22	40:45.927B	...	40.695	52.571	13	1:43.311	28.834	38.572	35.905
23	11:37.229	...	40.513	37.167	14	1:54.001B	28.822	38.908	46.271
24	1:45.480	29.442	39.346	36.692	15	1:19:28.905	...	40.973	37.167
25	1:47.458	29.942	40.765	36.751	16	1:45.817	29.493	39.476	36.848
26	1:47.913	30.347	40.896	36.670	17	1:45.284	29.378	39.206	36.700
27	1:45.128	29.268	39.311	36.549	18	1:46.265	30.026	39.437	36.802
28	1:44.865	29.176	39.200	36.489	19	1:45.840	29.368	39.379	37.093
29	1:52.120B	29.148	39.355	43.617	20	1:45.517	29.329	39.434	36.754
					21	1:45.858	29.435	39.549	36.874
					22	1:47.297	30.555	39.902	36.840
					23	1:46.164	29.317	39.976	36.871
					24	1:45.945	29.352	39.721	36.872
					25	1:45.667	29.369	39.488	36.810
					26	1:53.249B	29.374	40.112	43.763

12 Julio MORENO ECU
MANOR MP MOTORSPORT

1	15:20.278	...	50.806	42.496
2	2:00.248	34.347	46.705	39.196
3	1:54.552B	29.768	39.828	44.956
4	11:24.493	...	41.352	37.508
5	1:46.358	29.592	39.625	37.141
6	1:45.303	29.307	39.269	36.727
7	1:45.229	29.273	39.256	36.700
8	1:45.674	29.233	39.257	37.184
9	1:45.305	29.235	39.251	36.819
10	1:53.915B	30.170	40.779	42.966
11	8:18.840	6:58.675	42.542	37.623
12	1:45.014	29.388	39.194	36.432
13	1:44.601	29.205	39.017	36.379
14	1:44.605	29.153	39.015	36.437
15	1:44.720	29.092	39.163	36.465
16	1:53.218	32.497	43.577	37.144
17	1:55.259B	29.184	40.293	45.782
18	1:19:52.123	...	42.714	38.035
19	1:46.738	29.903	39.675	37.160
20	1:45.707	29.506	39.245	36.956
21	1:45.653	29.479	39.337	36.837
22	1:46.383	29.411	40.122	36.850
23	1:53.207B	29.687	40.418	43.102

15 Kevin JÖRG SUI
JOSEF KAUFMANN RACING

1	16:14.166	...	48.129	38.464
2	1:45.181	29.312	39.376	36.493
3	1:57.207B	28.961	38.897	49.349
4	10:29.066	9:11.252	39.931	37.883
5	1:43.920	28.896	38.872	36.152
6	1:44.845	28.842	39.012	36.991
7	1:53.502B	29.077	39.622	44.803
8	8:06.532B	5:52.553	1:04.076	1:09.903

16 Louis DELÉTRAZ SUI
JOSEF KAUFMANN RACING

1	16:09.825	...	42.396	37.547
2	1:53.022	35.067	41.236	36.719
3	2:00.046B	29.693	40.202	50.151
4	12:12.609	...	40.079	36.608
5	1:44.825	29.410	39.142	36.273
6	1:44.379	29.046	39.123	36.210
7	1:44.753	29.069	39.226	36.458
8	1:45.298	29.274	39.329	36.695
9	1:51.786B	29.255	40.159	42.372
10	9:33.853	8:16.502	40.640	36.711
11	1:44.256	29.157	38.992	36.107
12	1:43.589	29.028	38.633	35.928
13	1:43.721	29.016	38.612	36.093
14	1:44.008	28.965	38.844	36.199
15	1:53.756B	29.643	39.990	44.123
16	1:23:28.857	...	44.369	39.085
17	1:50.285	31.759	41.533	36.993
18	1:45.383	29.658	39.320	36.405
19	1:48.315	29.293	41.520	37.502
20	1:48.542	29.423	42.056	37.063
21	1:45.613	29.367	39.450	36.796
22	1:46.368	29.419	39.938	37.011
23	1:45.810	29.571	39.575	36.664
24	1:46.219	29.418	39.684	37.117

17 Nicholas SURGULADZE RSA
KOIRANEN GP

1	4:56.594	3:31.116	45.785	39.693
---	----------	----------	--------	--------



Computerised results and timing service

BARCELONA COLLECTIVE TEST
FORMULA RENAULT 2.0
COLLECTIVE TEST 3
Chronological Analysis of Performances

					B Crossing the finish line in pit lane		S2 Time from 1st intermediate to 2nd intermediate			
					S1 Time from finish line to 1st intermedia		S3 Time from 2nd intermediate to finish line		FY Full Yellow Flag	
Lap	Lap Time	S1	S2	S3	Lap	Lap Time	S1	S2	S3	
2	1:49.822	30.532	41.063	38.227	5	1:54.970B	29.579	39.819	45.572	
3	1:49.646	30.200	40.935	38.511	6	13:44.649	...	43.003	37.533	
4	1:49.040	30.156	40.560	38.324	7	1:46.651	29.622	40.187	36.842	
5	2:00.939	29.756	40.914	50.269	8	1:45.753	29.561	39.389	36.803	
6	1:49.513	30.700	40.716	38.097	9	1:45.335	29.492	39.331	36.512	
7	1:47.302	29.603	40.138	37.561	10	1:45.421	29.420	39.451	36.550	
8	1:47.038	29.519	39.953	37.566	11	1:55.682B	29.444	39.831	46.407	
9	2:34:38.273B	...	44.359	54.156	12	36:13.344	...	44.297	41.781	
10	3:06.462	1:46.753	40.955	38.754	13	1:45.831	29.794	39.629	36.408	
11	1:48.025	30.359	40.136	37.530	14	1:44.521	29.374	38.989	36.158	
12	1:46.424	29.597	39.846	36.981	15	1:49.970	29.239	44.319	36.412	
13	1:45.200	29.206	39.326	36.668	16	1:44.549	29.273	39.024	36.252	
14	1:45.590	29.274	39.369	36.947	17	1:44.888	29.576	39.100	36.212	
15	2:13.455B	35.530	48.792	49.133	18	1:45.373	29.296	39.766	36.311	
16	8:35.712	7:15.081	42.860	37.771	19	1:54.510B	29.386	39.391	45.733	
17	1:46.220	29.423	39.739	37.058	20	1:35:06.377	...	42.843	37.882	
18	1:47.833	29.918	40.346	37.569	21	1:49.895	29.835	42.898	37.162	
19	1:45.982	29.384	39.756	36.842	22	1:45.898	29.600	39.595	36.703	
20	1:46.483	29.221	39.940	37.322	23	1:46.300	29.359	39.892	37.049	
21	1:45.758	29.251	39.742	36.765	24	1:46.362	29.803	39.814	36.745	
22	2:04.218B	30.021	41.932	52.265	25	1:46.327	29.760	39.905	36.662	
					26	1:45.636	29.337	39.582	36.717	
					27	2:00.948B	34.460	40.172	46.316	

18 Ignazio D'AGOSTO ITA
KOIRANEN GP

1	41:34.783	...	42.169	40.989
2	2:22.504B	30.612	56.793	55.099
3	5:20.366	4:00.425	40.342	39.599
4	1:43.780	29.114	38.783	35.883
5	1:43.731	29.004	38.603	36.124
6	1:43.563	28.921	38.570	36.072
7	1:55.185B	30.919	41.414	42.852
8	12:42.700	...	40.531	36.354
9	1:43.296	29.038	38.552	35.706
10	1:43.035	28.921	38.537	35.577
11	1:50.230	28.822	40.427	40.981
12	1:52.471B	28.848	38.553	45.070
13	18:16.278	...	39.960	36.488
14	1:43.563	28.986	38.763	35.814
15	1:43.216	28.902	38.633	35.681
16	1:43.143	28.925	38.506	35.712
17	1:54.690	32.236	44.734	37.720
18	1:53.636B	29.073	38.658	45.905

19 Vitaly LARIONOV RUS
KOIRANEN GP

1	12:20.052	...	47.919	42.342
2	1:48.723	30.419	40.796	37.508
3	1:46.778	29.668	39.905	37.205
4	1:47.866	29.572	40.648	37.646

20 Bruno BONIFACIO BRA
PREMA POWERTEAM

1	2:34.546	1:10.550	44.517	39.479
2	1:49.177	30.989	40.844	37.344
3	1:46.787	29.712	40.080	36.995
4	1:45.954	29.493	39.545	36.916
5	1:45.792	29.419	39.639	36.734
6	1:47.916	30.779	40.141	36.996
7	1:46.337	29.988	39.577	36.772
8	1:45.812	29.386	39.653	36.773
9	1:53.584B	29.786	39.942	43.856
10	15:55.994	...	42.048	36.597
11	1:43.645	29.024	38.713	35.908
12	1:43.069	28.598	38.636	35.835
13	1:47.788	31.618	40.265	35.905
14	1:43.101	28.815	38.447	35.839
15	1:44.740	28.813	38.613	37.314
16	1:54.018B	28.902	40.837	44.279
17	14:55.436	...	40.597	36.564
18	1:43.402	28.881	38.521	36.000
19	1:53.947B	28.833	38.304	46.810
20	7:55.579	6:39.088	40.251	36.240
21	1:43.021	28.853	38.543	35.625
22	1:42.764	28.801	38.365	35.598
23	1:42.812	28.753	38.399	35.660



Computerised results and timing service

BARCELONA COLLECTIVE TEST
FORMULA RENAULT 2.0
COLLECTIVE TEST 3
Chronological Analysis of Performances

B Crossing the finish line in pit lane
S1 Time from finish line to 1st intermediate
S2 Time from 1st intermediate to 2nd intermediate
S3 Time from 2nd intermediate to finish line
FY Full Yellow Flag

Lap	Lap Time	S1	S2	S3	Lap	Lap Time	S1	S2	S3
24	1:42.743	28.763	38.277	35.703	17	9:45.206	8:19.784	44.563	40.859
25	1:45.189	28.742	38.560	37.887	18	1:45.393	29.480	39.013	36.900
26	1:51.443B	28.823	38.414	44.206	19	1:43.430	29.013	38.579	35.838

21 **Hans VILLEMI** EST
PREMA POWERTEAM

1	4:40.372	3:18.194	42.911	39.267
2	1:53.444	30.342	43.304	39.798
3	1:47.290	29.884	39.644	37.762
4	1:46.170	29.615	39.495	37.060
5	1:46.680	29.772	39.794	37.114
6	1:46.085	29.680	39.614	36.791
7	1:50.861	29.373	41.837	39.651
8	1:45.739	29.312	39.418	37.009
9	1:57.037B	30.087	41.006	45.944
10	12:20.945	...	41.537	37.381
11	1:44.782	29.261	39.170	36.351
12	1:43.851	29.031	38.706	36.114
13	1:43.943	28.967	38.922	36.054
14	1:44.094	28.934	38.928	36.232
15	1:44.295	28.904	39.004	36.387
16	2:00.565B	29.160	39.119	52.286
17	18:20.081	...	44.893	37.464
18	2:00.669B	29.100	40.501	51.068
19	10:40.561	9:24.426	39.694	36.441
20	1:43.997	29.224	38.729	36.044
21	1:43.507	28.940	38.557	36.010
22	1:58.140	39.848	41.576	36.716
23	1:44.645	29.179	38.909	36.557
24	1:56.553B	29.185	38.809	48.559

22 **Dennis OLSEN** NOR
PREMA POWERTEAM

1	5:05.074	3:39.219	46.641	39.214
2	1:52.576	30.428	40.458	41.690
3	1:47.180	29.661	40.080	37.439
4	1:45.509	29.351	39.499	36.659
5	1:46.074	29.219	39.475	37.380
6	1:49.576	29.688	42.508	37.380
7	1:45.302	29.197	39.458	36.647
8	1:45.673	29.263	39.582	36.828
9	1:54.098B	29.940	39.672	44.486
10	13:43.314	...	42.123	36.924
11	1:44.033	29.070	38.923	36.040
12	1:43.584	28.980	38.804	35.800
13	1:45.407	28.876	38.800	37.731
14	1:52.802	29.043	41.636	42.123
15	1:44.026	29.087	38.841	36.098
16	2:02.357B	33.367	43.555	45.435

23 **Alexander ALBON** THA
KTR

1	14:36.015	...	44.405	37.600
2	1:45.531	29.544	39.506	36.481
3	1:44.989	29.140	39.367	36.482
4	1:57.245B	29.602	39.330	48.313
5	22:59.869B	...	39.979	41.528
6	6:44.584	5:28.444	39.588	36.552
7	1:44.823	29.158	39.171	36.494
8	1:44.569	29.046	39.007	36.516
9	1:44.865	29.120	39.264	36.481
10	1:49.726B	29.041	39.164	41.521
11	12:19.483	...	40.186	36.966
12	1:44.484	29.208	38.929	36.347
13	1:43.864	29.012	38.877	35.975
14	1:43.928	28.914	38.790	36.224
15	1:44.454	28.913	39.043	36.498
16	1:49.410B	29.072	38.902	41.436
17	44:17.165	...	39.938	36.683
18	1:45.300	29.384	39.375	36.541
19	1:46.081	29.195	39.537	37.349
20	1:56.256B	30.303	40.302	45.651
21	2:44.794B	1:06.638	47.997	50.159
22	2:43.067B	1:09.286	48.492	45.289
23	2:41.076	1:12.381	47.778	40.917
24	2:07.700B	34.585	46.523	46.592

24 **Gregor RAMSAY** GBR
KTR

1	13:20.568	...	42.152	37.665
2	1:46.391	29.697	39.850	36.844
3	1:48.174	29.232	42.089	36.853
4	1:45.087	29.218	39.321	36.548
5	2:01.293B	30.293	40.932	50.068
6	10:26.794	9:08.670	40.937	37.187
7	1:46.543	29.937	39.703	36.903
8	1:45.232	29.261	39.424	36.547
9	1:45.841	29.297	39.695	36.849
10	1:52.089B	29.236	39.776	43.077
11	10:51.303	9:33.438	40.897	36.968
12	1:44.546	29.368	38.995	36.183
13	1:44.577	29.017	39.094	36.466



Computerised results and timing service

BARCELONA COLLECTIVE TEST
FORMULA RENAULT 2.0
COLLECTIVE TEST 3
Chronological Analysis of Performances

B Crossing the finish line in pit lane
S1 Time from finish line to 1st intermedia
S2 Time from 1st intermediate to 2nd intermediate
S3 Time from 2nd intermediate to finish line
FY Full Yellow Flag

Lap	Lap Time	S1	S2	S3	Lap	Lap Time	S1	S2	S3
14	1:44.116	28.908	39.032	36.176	30	2:26.471B	59.007	43.649	43.815
15	1:44.364	29.120	39.096	36.148	31	2:24.978B	57.982	42.454	44.542
16	1:44.451	28.966	39.051	36.434	32	2:23.321B	59.349	40.968	43.004
17	1:51.321B	29.285	39.554	42.482	33	2:33.711B	1:08.720	41.205	43.786
18	54:11.174	...	43.171	38.844	34	35:41.073B	...	41.624	43.440
19	1:48.605	30.339	40.714	37.552	35	2:22.360B	58.928	40.805	42.627
20	1:45.783	29.483	39.516	36.784	36	2:33.227B	59.994	42.668	50.565
21	1:50.476	30.847	40.940	38.689	37	11:40.569B	...	41.900	43.351
22	1:45.330	29.224	39.497	36.609	38	2:27.738B	1:01.016	41.460	45.262
23	1:50.533	29.174	42.086	39.273	39	2:28.128B	59.086	40.804	48.238
24	1:45.512	29.354	39.370	36.788					
25	1:45.835	29.292	39.612	36.931					
26	1:54.178B	29.485	40.194	44.499					
27	20:01.343B	...	43.376	44.980					
28	2:29.076B	1:03.195	42.438	43.443					
29	2:27.850B	1:00.269	42.128	45.453					
30	2:36.406B	1:05.704	43.983	46.719					

25 Jules GOUNON FRA
KTR

1	5:06.339	3:41.628	42.854	41.857
2	1:48.279	30.124	40.528	37.627
3	1:47.058	29.839	40.058	37.161
4	1:46.563	29.538	39.803	37.222
5	1:47.771	29.692	40.293	37.786
6	1:46.180	29.547	39.890	36.743
7	1:46.202	29.317	39.762	37.123
8	1:46.583	29.464	39.961	37.158
9	1:53.690B	29.605	39.637	44.448
10	12:23.468	...	40.949	37.398
11	1:46.202	29.465	39.762	36.975
12	1:45.735	29.329	39.641	36.765
13	1:45.711	29.301	39.654	36.756
14	1:46.140	29.342	39.712	37.086
15	1:56.323B	29.570	41.368	45.385
16	9:17.108	7:57.072	41.963	38.073
17	1:45.694	29.567	39.595	36.532
18	1:45.288	29.283	39.265	36.740
19	1:45.114	29.203	39.244	36.667
20	1:45.595	29.449	39.367	36.779
21	1:55.146B	29.331	39.457	46.358
22	13:21.007	...	41.016	36.956
23	1:44.364	29.199	39.023	36.142
24	1:44.381	29.033	38.957	36.391
25	1:45.259	29.115	39.530	36.614
26	1:44.553	29.116	39.058	36.379
27	2:02.609B	30.707	43.807	48.095
28	26:59.471B	...	43.017	45.541
29	2:25.308B	58.592	43.006	43.710

37 Sun ZHENG CHN
CHINA BRT by JCS

1	3:50.650B	1:55.922	53.985	1:00.743
2	5:34.496	4:11.025	43.522	39.949
3	1:51.360	30.910	41.647	38.803
4	1:49.330	30.471	40.995	37.864
5	1:48.662	30.420	40.545	37.697
6	1:48.226	29.974	40.247	38.005
7	1:47.687	30.201	40.280	37.206
8	2:09.879B	34.199	44.253	51.427
9	10:29.003	9:08.929	41.926	38.148
10	1:47.259	29.799	40.355	37.105
11	1:47.829	29.775	40.248	37.806
12	1:47.201	29.743	40.041	37.417
13	1:49.791	29.849	42.280	37.662
14	1:49.499	30.641	40.830	38.028
15	2:02.771B	30.083	40.741	51.947
16	14:00.821	...	44.126	38.851
17	1:47.185	29.450	39.914	37.821
18	1:46.681	29.527	40.047	37.107
19	1:46.006	29.607	39.691	36.708
20	2:11.178B	32.943	44.553	53.682
21	44:11.598	...	41.541	37.767
22	1:47.795	29.686	40.301	37.808
23	1:47.058	29.558	40.093	37.407
24	1:51.448	29.536	43.709	38.203
25	1:47.095	29.580	40.251	37.264
26	2:01.549B	30.042	41.705	49.802

72 Beitske VISSER NED
AVF

1	2:54.199	1:31.280	44.143	38.776
2	1:47.765	30.471	40.204	37.090
3	1:46.400	29.670	39.719	37.011
4	1:45.496	29.342	39.460	36.694
5	1:51.650	29.414	44.892	37.344
6	1:45.589	29.491	39.440	36.658
7	1:45.204	29.335	39.372	36.497



Computerised results and timing service

BARCELONA COLLECTIVE TEST
FORMULA RENAULT 2.0
COLLECTIVE TEST 3
Chronological Analysis of Performances

Lap	Lap Time	S1	S2	S3	Lap	Lap Time	S1	S2	S3
37	2:41.134 B	34.864	59.657	1:06.613	40	1:48.144	30.077	40.510	37.557
38	9:42.976	8:26.064	39.888	37.024	41	1:47.839	30.131	40.463	37.245
39	1:45.211	29.595	39.215	36.401	42	1:47.733	29.895	40.403	37.435
40	1:45.005	29.263	39.268	36.474	43	1:48.640	30.424	40.266	37.950
41	1:45.478	29.342	39.424	36.712	44	2:00.856 B	30.197	41.544	49.115
42	1:45.706	29.351	39.552	36.803					
43	1:58.243 B	29.515	40.006	48.722					

80 **Mikhail TARASOV** RUS
KOIRANEN GP

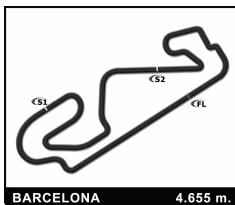
1	9:29.996	8:03.732	45.893	40.371
2	1:51.975	30.876	42.492	38.607
3	1:50.341	30.346	41.411	38.584
4	1:49.597	30.556	41.395	37.646
5	1:49.384	29.907	41.225	38.252
6	1:52.005	30.263	43.964	37.778
7	2:16.839 B	34.337	46.871	55.631
8	10:49.044	9:27.463	42.576	39.005
9	1:51.778	30.654	43.213	37.911
10	1:48.675	30.030	41.155	37.490
11	1:48.668	29.921	40.583	38.164
12	1:47.471	29.709	40.429	37.333
13	1:47.344	29.704	40.099	37.541
14	5:37.778 B	3:53.289	51.356	53.133
15	12:44.282	...	47.663	40.106
16	1:50.318	30.637	42.242	37.439
17	2:31.484 B	30.260	57.383	1:03.841
18	19:00.755	...	41.725	37.783
19	1:48.426	30.091	40.905	37.430
20	1:46.904	29.638	40.222	37.044
21	1:47.324	29.681	40.132	37.511
22	1:46.848	29.799	40.119	36.930
23	1:46.726	29.552	40.101	37.073
24	1:46.905	29.813	39.960	37.132
25	2:03.323 B	30.463	41.422	51.438
26	54:58.446	...	42.523	38.299
27	1:50.038	30.755	41.237	38.046
28	1:48.860	30.366	40.820	37.674
29	1:48.433	30.531	40.522	37.380
30	1:53.122	34.116	41.241	37.765
31	1:49.984	30.034	40.437	39.513
32	2:09.425 B	30.044	41.390	57.991
33	13:24.516	...	42.525	38.407
34	1:48.686	30.325	40.801	37.560
35	1:47.591	29.781	40.275	37.535
36	1:47.519	29.626	40.469	37.424
37	2:25.319	1:01.490	45.248	38.581
38	1:51.541	30.324	41.040	40.177
39	1:47.746	29.846	40.261	37.639

81 **Hong LI YE** CHN
KOIRANEN GP

1	5:35.902	4:14.498	43.505	37.899
2	1:48.033	30.271	40.553	37.209
3	1:47.144	30.174	39.850	37.120
4	1:46.261	29.672	39.723	36.866
5	1:46.049	29.284	39.762	37.003
6	1:45.847	29.563	39.413	36.871
7	1:46.117	29.226	39.671	37.220
8	1:46.204	29.640	39.605	36.959
9	1:59.972 B	29.369	39.204	51.399
10	20:34.088	...	57.818	43.630
11	2:05.317 B	30.385	40.055	54.877
12	6:44.805	5:27.985	40.026	36.794
13	1:45.051	29.319	39.117	36.615
14	1:44.411	29.173	38.976	36.262
15	1:44.564	29.155	39.099	36.310
16	2:04.447	32.162	51.814	40.471
17	1:44.563	29.114	39.165	36.284
18	1:44.809	29.080	39.109	36.620
19	2:15.947 B	32.911	49.297	53.739
20	14:04.437	...	49.708	45.409
21	1:45.803	30.129	39.209	36.465
22	1:44.369	29.154	38.920	36.295
23	1:44.437	29.236	38.857	36.344
24	2:00.210	29.107	48.662	42.441
25	1:44.910	29.241	38.972	36.697
26	2:09.983 B	40.171	39.578	50.234

82 **Charles LECLERC** MON
FORTEC MOTORSPORTS

1	14:09.869	...	45.414	39.360
2	1:46.267	30.151	39.181	36.935
3	1:45.321	29.456	39.278	36.587
4	1:50.292 B	29.180	38.966	42.146
5	11:48.376	...	40.149	39.796
6	1:44.164	29.219	38.672	36.273
7	1:43.949	28.899	38.726	36.324
8	1:44.025	28.922	38.752	36.351
9	1:50.444 B	29.338	39.802	41.304
10	13:24.862	...	44.037	39.740
11	1:58.467	34.405	42.963	41.099
12	1:46.694	28.978	39.718	37.998



Computerised results and timing service

BARCELONA COLLECTIVE TEST
FORMULA RENAULT 2.0
COLLECTIVE TEST 3
Chronological Analysis of Performances

B Crossing the finish line in pit lane **S2** Time from 1st intermediate to 2nd intermediate
S1 Time from finish line to 1st intermedia **S3** Time from 2nd intermediate to finish line **FY** Full Yellow Flag

Lap	Lap Time	S1	S2	S3	Lap	Lap Time	S1	S2	S3
13	1:42.730	28.958	38.151	35.621					
14	1:47.696	28.756	38.274	40.666					
15	1:42.843	28.920	38.217	35.706					
16	1:52.631 B	28.768	40.642	43.221					
17	10:16.239	8:54.962	42.852	38.425					
18	1:49.705	31.858	41.034	36.813					
19	1:42.863	28.889	38.372	35.602					
20	1:42.308	28.680	38.098	35.530					
21	1:51.247 B	28.758	40.335	42.154					



Computerised results and timing service

BARCELONA COLLECTIVE TEST
FORMULA RENAULT 2.0
COLLECTIVE TEST 4
Classification

Driver	Nation	ASN	Team	Time	Lap	Total	Gap	Kph		
1	4	Aurélien PANIS	FRA	ART JUNIOR TEAM	1:43.384	32	34	-	-	162.1
2	82	Charles LECLERC	MON	FORTEC MOTORSPORTS	1:43.501	34	36	+0.117	+0.117	161.9
3	7	Matt PARRY	GBR	FORTEC MOTORSPORTS	1:43.527	26	29	+0.143	+0.026	161.9
4	72	Beitske VISSER	NED	AVF	1:43.578	39	39	+0.194	+0.051	161.8
5	16	Louis DELÉTRAZ	SUI	JOSEF KAUFMANN RACING	1:43.717	16	19	+0.333	+0.139	161.6
6	20	Bruno BONIFACIO	BRA	PREMA POWERTEAM	1:43.754	9	20	+0.370	+0.037	161.5
7	9	Martin RUMP	EST	FORTEC MOTORSPORTS	1:43.763	36	36	+0.379	+0.009	161.5
8	15	Kevin JÖRG	SUI	JOSEF KAUFMANN RACING	1:43.930	23	25	+0.546	+0.167	161.2
9	19	Vitaly LARIONOV	RUS	KOIRANEN GP	1:43.977	28	28	+0.593	+0.047	161.2
10	81	Hong LI YE	CHN	KOIRANEN GP	1:44.040	17	18	+0.656	+0.063	161.1
11	78	Jeroen SLAGHEKKE	NED	ART JUNIOR TEAM	1:44.068	31	34	+0.684	+0.028	161.0
12	74	Matthew GRAHAM	GBR	AVF	1:44.081	28	29	+0.697	+0.013	161.0
13	22	Dennis OLSEN	NOR	PREMA POWERTEAM	1:44.117	9	20	+0.733	+0.036	161.0
14	17	Nicholas SURGULADZE	RSA	KOIRANEN GP	1:44.278	19	29	+0.894	+0.161	160.7
15	2	Vasily ROMANOV	RUS	TECH 1 RACING	1:44.562	31	40	+1.178	+0.284	160.3
16	10	Andrea PIZZITOLA	FRA	MANOR MP MOTORSPORT	1:44.653	7	9	+1.269	+0.091	160.1
17	3	Egor ORUDZHEY	RUS	TECH 1 RACING	1:44.681	3	24	+1.297	+0.028	160.1
18	21	Hans VILLEMI	EST	PREMA POWERTEAM	1:44.705	10	19	+1.321	+0.024	160.0
19	12	Julio MORENO	ECU	MANOR MP MOTORSPORT	1:44.822	30	31	+1.438	+0.117	159.9
20	37	Sun ZHENG	CHN	CHINA BRT by JCS	1:45.209	30	32	+1.825	+0.387	159.3
21	80	Mikhail TARASOV	RUS	KOIRANEN GP	1:47.925	11	19	+4.541	+2.716	155.3
22	1	Anthoine HUBERT	FRA	TECH 1 RACING						
23	18	Ignazio D'AGOSTO	ITA	KOIRANEN GP						
24	23	Alexander ALBON	THA	KTR						
25	24	Gregor RAMSAY	GBR	KTR						
26	25	Jules GOUNON	FRA	KTR						

Fastest Lap	Lap 32	Aurélien PANIS	1:43.384	162.1 Kph
Circuit Record Lap	19/10/2013	Nick DE VRIES	1:44.856	159.8 Kph
Circuit Best Lap	18/03/2014	Charles LECLERC	1:42.308	163.8 Kph

Published at:

Track Status:

DRY

Race Director:	Timekeeper:
-----------------------	--------------------



Computerised results and timing service

BARCELONA COLLECTIVE TEST
FORMULA RENAULT 2.0
COLLECTIVE TEST 4
Best Partial Times
IT Ideal Lap Time, sum of the best partial times

BT Best Lap Time

		S1		S2		S3				IT	BT	
Pos	Driver	Time	Driver	Time	Driver	Time	Pos	Driver				
1	17 N.SURGULADZE	28.859	7 M.PARRY	38.443	4 A.PANIS	35.819	1	M.PARRY	1'43.339	1:43.527	(3)	
2	82 C.LECLERC	28.878	4 A.PANIS	38.494	82 C.LECLERC	35.914	2	C.LECLERC	1'43.345	1:43.501	(2)	
3	7 M.PARRY	28.895	16 L.DELÉTRAZ	38.548	72 B.VISSER	35.956	3	A.PANIS	1'43.384	1:43.384	(1)	
4	72 B.VISSER	28.899	82 C.LECLERC	38.553	20 B.BONIFACIO	35.995	4	B.VISSER	1'43.501	1:43.578	(4)	
5	15 K.JÖRG	28.914	9 M.RUMP	38.614	7 M.PARRY	36.001	5	B.BONIFACIO	1'43.615	1:43.754	(6)	
6	9 M.RUMP	28.951	72 B.VISSER	38.646	22 D.OLSEN	36.030	6	L.DELÉTRAZ	1'43.647	1:43.717	(5)	
7	20 B.BONIFACIO	28.967	20 B.BONIFACIO	38.653	81 H.LI YE	36.105	7	M.RUMP	1'43.687	1:43.763	(7)	
8	81 H.LI YE	28.968	81 H.LI YE	38.675	19 V.LARIONOV	36.118	8	H.LI YE	1'43.748	1:44.040	(10)	
9	16 L.DELÉTRAZ	28.974	19 V.LARIONOV	38.689	9 M.RUMP	36.122	9	K.JÖRG	1'43.806	1:43.930	(8)	
10	74 M.GRAHAM	28.975	15 K.JÖRG	38.748	16 L.DELÉTRAZ	36.125	10	D.OLSEN	1'43.883	1:44.117	(13)	
11	22 D.OLSEN	29.009	78 J.SLAGHEKKE	38.837	15 K.JÖRG	36.144	11	V.LARIONOV	1'43.925	1:43.977	(9)	
12	4 A.PANIS	29.071	17 N.SURGULADZE	38.841	78 J.SLAGHEKKE	36.152	12	M.GRAHAM	1'43.977	1:44.081	(12)	
13	78 J.SLAGHEKKE	29.071	22 D.OLSEN	38.844	74 M.GRAHAM	36.153	13	J.SLAGHEKKE	1'44.060	1:44.068	(11)	
14	3 E.ORUDZHEV	29.117	74 M.GRAHAM	38.849	2 V.ROMANOV	36.258	14	N.SURGULADZE	1'44.160	1:44.278	(14)	
15	19 V.LARIONOV	29.118	2 V.ROMANOV	38.969	3 E.ORUDZHEV	36.275	15	E.ORUDZHEV	1'44.433	1:44.681	(17)	
16	21 H.VILLEMI	29.151	21 H.VILLEMI	38.985	21 H.VILLEMI	36.338	16	V.ROMANOV	1'44.451	1:44.562	(15)	
17	10 A.PIZZITOLA	29.192	10 A.PIZZITOLA	38.993	10 A.PIZZITOLA	36.358	17	H.VILLEMI	1'44.474	1:44.705	(18)	
18	37 S.ZHENG	29.219	3 E.ORUDZHEV	39.041	12 J.MORENO	36.449	18	A.PIZZITOLA	1'44.543	1:44.653	(16)	
19	2 V.ROMANOV	29.224	12 J.MORENO	39.100	17 N.SURGULADZE	36.460	19	J.MORENO	1'44.822	1:44.822	(19)	
20	12 J.MORENO	29.273	37 S.ZHENG	39.349	37 S.ZHENG	36.599	20	S.ZHENG	1'45.167	1:45.209	(20)	
21	80 M.TARASOV	29.990	80 M.TARASOV	40.342	80 M.TARASOV	37.574	21	M.TARASOV	1'47.906	1:47.925	(21)	
22	1 A.HUBERT	1:00.678	18 I.D'AGOSTO	41.013	1 A.HUBERT	41.966	22	A.HUBERT	2'23.730			
23	18 I.D'AGOSTO	1:02.768	1 A.HUBERT	41.086	18 I.D'AGOSTO	45.183	23	I.D'AGOSTO	2'28.964			



Computerised results and timing service

BARCELONA COLLECTIVE TEST
FORMULA RENAULT 2.0
COLLECTIVE TEST 4
Fastest Laps Sequence

Practice Time	Driver	Nation	Time	Kph	Driver's Lap
34:59.194	7 Matt PARRY	GBR	1:46.121	157.9	2
36:44.085	7 Matt PARRY	GBR	1:44.891	159.8	3
38:14.956	20 Bruno BONIFACIO	BRA	1:44.602	160.2	4
48:29.758	22 Dennis OLSEN	NOR	1:44.597	160.2	7
48:53.688	20 Bruno BONIFACIO	BRA	1:44.360	160.6	7
50:13.922	22 Dennis OLSEN	NOR	1:44.164	160.9	8
51:58.039	22 Dennis OLSEN	NOR	1:44.117	161.0	9
52:21.664	20 Bruno BONIFACIO	BRA	1:43.754	161.5	9
2:14:59.284	72 Beitske VISSER	NED	1:43.700	161.6	27
3:25:05.292	7 Matt PARRY	GBR	1:43.527	161.9	26
3:27:13.548	4 Aurélien PANIS	FRA	1:43.384	162.1	32



Computerised results and timing service

BARCELONA COLLECTIVE TEST
FORMULA RENAULT 2.0
COLLECTIVE TEST 4
Chronological Analysis of Performances

B Crossing the finish line in pit lane
S1 Time from finish line to 1st intermedia
S2 Time from 1st intermediate to 2nd intermediate
S3 Time from 2nd intermediate to finish line
FY Full Yellow Flag

Lap	Lap Time	S1	S2	S3	Lap	Lap Time	S1	S2	S3
1 Anthoine HUBERT FRA					37 2:48.857 B 1:25.511 41.052 42.294				
TECH 1 RACING					38 2:26.788 B 1:03.445 41.023 42.320				
1	2:38:52.212 B	...	41.830	44.440	39	2:35.553	1:16.178	42.268	37.107
2	2:46.477 B	1:11.087	48.348	47.042	40	1:53.323 B	30.308	40.648	42.367
3	2:29.867 B	1:02.910	43.599	43.358	3 Egor ORUDZHEV RUS				
4	2:27.627 B	1:03.475	41.086	43.066	TECH 1 RACING				
5	2:24.480 B	1:00.678	41.836	41.966	1	1:08:59.598	...	40.237	37.438
6	7:24.075 B	6:00.730	41.356	41.989	2	1:45.048	29.513	39.260	36.275
7	2:25.826 B	1:02.271	41.473	42.082	3	1:44.681	29.171	39.041	36.469
2 Vasily ROMANOV RUS					4	1:44.816	29.117	39.316	36.383
TECH 1 RACING					5	2:02.103	30.158	54.253	37.692
1	1:06:23.428	...	42.658	38.159	6	1:54.868 B	29.245	41.368	44.255
2	1:47.650	30.270	40.359	37.021	7	34:58.765 B	...	40.955	41.104
3	1:47.392	29.876	40.575	36.941	8	2:21.028	1:03.851	40.098	37.079
4	1:46.035	29.690	39.651	36.694	9	1:50.985 B	29.891	39.747	41.347
5	1:46.098	29.660	39.814	36.624	10	2:21.737	1:04.069	40.668	37.000
6	1:46.041	29.606	39.784	36.651	11	1:49.735 B	29.555	39.621	40.559
7	1:45.875	29.587	39.605	36.683	12	2:19.439	1:02.902	39.688	36.849
8	1:46.092	29.552	39.713	36.827	13	1:49.192 B	29.808	39.586	39.798
9	1:50.506 B	29.421	39.563	41.522	14	2:35.939	1:19.143	39.788	37.008
10	8:02.091	6:44.475	40.593	37.023	15	1:49.731 B	29.987	39.599	40.145
11	1:45.740	29.576	39.598	36.566	16	2:24.322	1:06.872	40.641	36.809
12	1:45.864	29.491	39.467	36.906	17	1:45.395	29.355	39.287	36.753
13	1:45.411	29.394	39.374	36.643	18	1:48.053 B	29.317	39.315	39.421
14	1:47.328	30.202	40.322	36.804	19	18:20.707 B	...	40.241	40.486
15	1:51.316 B	29.496	40.286	41.534	20	2:19.505	1:02.522	39.868	37.115
16	15:59.372	...	41.891	37.491	21	1:50.817 B	29.647	39.920	41.250
17	1:46.962	30.165	39.933	36.864	22	2:19.552	1:02.756	39.785	37.011
18	1:45.601	29.531	39.459	36.611	23	1:49.205 B	29.526	39.378	40.301
19	1:45.332	29.485	39.359	36.488	24	2:29.271 B	1:01.227	46.085	41.959
20	1:45.480	29.476	39.487	36.517	4 Aurélien PANIS FRA				
21	1:45.368	29.535	39.234	36.599	ART JUNIOR TEAM				
22	1:46.630	29.324	40.460	36.846	1	1:03:34.939	...	40.574	37.506
23	1:45.535	29.576	39.267	36.692	2	1:46.722	29.836	39.790	37.096
24	1:53.104 B	29.856	41.330	41.918	3	1:46.906	29.675	40.017	37.214
25	24:13.725	...	41.432	37.297	4	1:52.517 B	29.664	39.982	42.871
26	1:46.359	29.751	39.887	36.721	5	9:07.728	7:45.481	43.086	39.161
27	1:45.471	29.533	39.475	36.463	6	1:46.718	29.986	39.742	36.990
28	1:45.017	29.468	39.261	36.288	7	1:46.380	29.625	39.686	37.069
29	1:44.839	29.352	39.123	36.364	8	1:52.567 B	29.612	39.849	43.106
30	1:44.718	29.390	39.053	36.275	9	11:52.379	...	40.756	37.598
31	1:44.562	29.236	39.068	36.258	10	1:46.899	29.806	39.930	37.163
32	1:44.585	29.325	38.969	36.291	11	1:46.632	29.600	39.890	37.142
33	1:44.666	29.224	39.008	36.434	12	1:52.211 B	29.790	40.189	42.232
34	1:51.683 B	29.626	39.870	42.187	13	9:39.977	8:22.255	40.195	37.527
35	8:44.978 B	7:16.818	41.747	46.413	14	1:46.123	29.659	39.672	36.792
36	2:32.902 B	1:09.524	40.971	42.407	15	1:46.203	29.549	39.801	36.853



Computerised results and timing service

BARCELONA COLLECTIVE TEST
FORMULA RENAULT 2.0
COLLECTIVE TEST 4
Chronological Analysis of Performances

B Crossing the finish line in pit lane
S1 Time from finish line to 1st intermedia
S2 Time from 1st intermediate to 2nd intermediate
S3 Time from 2nd intermediate to finish line
FY Full Yellow Flag

Lap	Lap Time	S1	S2	S3	Lap	Lap Time	S1	S2	S3
16	1:51.395 B	29.565	39.719	42.111	28	1:43.707	29.001	38.705	36.001
17	12:04.723	...	40.792	37.543	29	1:54.639 B	28.895	39.091	46.653
18	1:46.808	29.731	40.095	36.982	9 Martin RUMP EST FORTEC MOTORSPORTS				
19	1:46.446	29.690	39.814	36.942	1	39:13.158	...	43.171	37.523
20	1:46.564	29.747	39.880	36.937	2	2:07.905 B	35.157	45.093	47.655
21	1:46.519	29.628	39.896	36.995	3	6:37.092	5:19.351	40.587	37.154
22	1:52.994 B	29.719	40.058	43.217	4	1:45.037	29.281	39.169	36.587
23	11:12.607	9:54.246	40.705	37.656	5	1:45.088	29.393	39.141	36.554
24	1:46.968	29.880	40.062	37.026	6	1:45.141	29.247	39.317	36.577
25	1:46.818	29.778	40.002	37.038	7	1:44.893	29.143	38.918	36.832
26	1:46.912	29.833	39.980	37.099	8	1:45.524	29.224	39.587	36.713
27	1:46.651	29.687	39.864	37.100	9	1:45.659	29.170	39.821	36.668
28	1:51.363 B	29.756	39.761	41.846	10	1:45.613	29.650	39.368	36.595
29	44:49.471	...	40.952	37.076	11	1:45.692	29.337	39.569	36.786
30	1:45.275	29.279	39.052	36.944	12	1:45.470	29.235	39.487	36.748
31	1:43.749	29.157	38.700	35.892	13	1:45.676	29.587	39.363	36.726
32	1:43.384	29.071	38.494	35.819	14	1:46.397	29.283	40.214	36.900
33	1:53.126	31.689	43.322	38.115	15	1:45.653	29.441	39.373	36.839
34	1:43.492	29.093	38.577	35.822	16	1:45.555	29.212	39.439	36.904
7 Matt PARRY GBR FORTEC MOTORSPORTS					17	1:46.001	29.283	39.608	37.110
1	33:13.073	...	41.503	37.975	18	1:46.316	29.399	39.357	37.560
2	1:46.121	29.850	39.536	36.735	19	1:45.779	29.306	39.610	36.863
3	1:44.891	29.294	39.142	36.455	20	1:51.612 B	29.412	39.921	42.279
4	1:45.058	29.275	39.128	36.655	21	1:23:29.025	...	43.127	37.951
5	1:58.218 B	29.635	40.041	48.542	22	1:46.066	29.575	39.537	36.954
6	7:06.496	5:49.503	40.136	36.857	23	1:45.183	29.305	39.295	36.583
7	1:45.162	29.253	39.207	36.702	24	1:44.498	29.152	39.025	36.321
8	1:44.967	29.188	39.114	36.665	25	1:48.920 B	29.237	38.967	40.716
9	1:45.116	29.334	39.135	36.647	26	8:10.329	6:51.753	40.560	38.016
10	1:44.935	29.197	39.176	36.562	27	1:45.181	29.276	39.174	36.731
11	1:45.433	29.267	39.309	36.857	28	1:44.752	29.151	39.119	36.482
12	1:51.065	29.187	43.866	38.012	29	1:47.694	30.399	39.936	37.359
13	1:54.943 B	29.434	39.341	46.168	30	1:44.843	29.185	39.070	36.588
14	11:14.689	9:57.089	39.954	37.646	31	1:50.945 B	30.471	39.283	41.191
15	1:45.977	29.859	39.369	36.749	32	18:03.604	...	42.224	37.295
16	1:45.842	29.488	39.569	36.785	33	1:45.037	29.263	39.376	36.398
17	1:45.975	29.464	39.659	36.852	34	1:43.974	29.049	38.803	36.122
18	1:46.228	29.411	39.689	37.128	35	1:43.946	28.951	38.622	36.373
19	1:45.855	29.555	39.542	36.758	36	1:43.763	28.992	38.614	36.157
20	1:45.960	29.428	39.555	36.977	10 Andrea PIZZITOLA FRA MANOR MP MOTORSPORT				
21	1:54.017 B	30.559	39.547	43.911	1	57:05.916 B	...	41.626	42.099
22	1:44:19.914	...	41.296	37.366	2	2:29.068	1:02.935	41.654	44.479
23	1:44.377	29.323	38.935	36.119	3	1:45.480	29.607	39.481	36.392
24	1:54.487 B	28.993	38.684	46.810	4	1:48.218	29.195	39.102	39.921
25	11:32.966	...	40.629	37.013	5	1:45.256	29.340	39.558	36.358
26	1:43.527	29.020	38.443	36.064					
27	1:43.709	28.908	38.734	36.067					



Computerised results and timing service

BARCELONA COLLECTIVE TEST
FORMULA RENAULT 2.0
COLLECTIVE TEST 4
Chronological Analysis of Performances

B Crossing the finish line in pit lane
S1 Time from finish line to 1st intermedia
S2 Time from 1st intermediate to 2nd intermediate
S3 Time from 2nd intermediate to finish line
FY Full Yellow Flag

Lap	Lap Time	S1	S2	S3	Lap	Lap Time	S1	S2	S3
6	1:44.860	29.256	39.105	36.499	9	1:47.756	30.016	40.328	37.412
7	1:44.653	29.192	38.993	36.468	10	1:48.151	29.710	40.212	38.229
8	2:05.527B	30.037	43.231	52.259	11	1:48.839	29.968	40.319	38.552
9	2:25.027B	1:03.193	39.428	42.406	12	1:54.424B	29.629	40.597	44.198

12 **Julio MORENO** ECU
MANOR MP MOTORSPORT

1	1:14:45.399	...	42.737	37.949
2	1:47.826	30.043	40.293	37.490
3	1:46.788	29.778	39.816	37.194
4	1:46.607	29.511	39.986	37.110
5	1:46.214	29.550	39.784	36.880
6	1:46.113	29.433	39.531	37.149
7	1:47.875	30.648	39.894	37.333
8	1:46.173	29.572	39.619	36.982
9	1:46.289	29.497	39.581	37.211
10	1:52.704B	29.502	39.811	43.391
11	3:48.095	2:30.237	39.947	37.911
12	1:46.595	29.538	39.863	37.194
13	1:46.919	29.833	39.816	37.270
14	1:51.951B	29.646	40.081	42.224
15	59:39.053	...	42.653	38.563
16	1:47.620	29.845	40.200	37.575
17	1:46.742	29.665	39.782	37.295
18	1:47.263	29.595	40.220	37.448
19	1:47.543	29.744	39.882	37.917
20	1:46.853	29.536	40.025	37.292
21	1:47.143	29.573	39.745	37.825
22	1:46.767	29.602	39.888	37.277
23	1:47.041	29.695	39.996	37.350
24	1:46.513	29.563	39.715	37.235
25	1:56.306B	31.781	40.509	44.016
26	24:55.376	...	41.346	37.044
27	1:48.992	29.424	39.294	40.274
28	1:45.261	29.461	39.293	36.507
29	1:45.017	29.296	39.239	36.482
30	1:44.822	29.273	39.100	36.449
31	1:45.131	29.277	39.111	36.743

15 **Kevin JÖRG** SUI
JOSEF KAUFMANN RACING

1	1:07:24.560	...	41.810	37.397
2	1:46.785	29.594	40.118	37.073
3	1:46.780	29.845	39.832	37.103
4	1:46.851	29.609	39.852	37.390
5	1:46.726	29.431	40.048	37.247
6	1:46.724	29.642	39.857	37.225
7	1:55.310B	29.640	40.677	44.993
8	9:10.214	7:52.301	40.584	37.329

13	52:57.214	...	42.112	37.449
14	1:45.807	29.462	39.669	36.676
15	1:44.771	29.019	39.186	36.566
16	1:44.635	29.016	39.263	36.356
17	1:44.679	29.067	39.180	36.432
18	1:44.769	29.188	39.106	36.475
19	1:44.972	29.134	39.250	36.588
20	1:52.089B	29.132	39.319	43.638
21	25:42.273	...	40.870	44.906
22	1:44.720	29.243	39.074	36.403
23	1:43.930	29.038	38.748	36.144
24	1:46.914	28.914	41.594	36.406
25	2:00.552B	29.675	41.537	49.340

16 **Louis DELÉTRAZ** SUI
JOSEF KAUFMANN RACING

1	2:20:30.047	...	41.537	37.460
2	1:46.102	29.974	39.569	36.559
3	1:44.626	29.238	38.994	36.394
4	1:45.978	29.220	39.733	37.025
5	1:44.646	29.198	39.012	36.436
6	1:44.415	29.090	38.817	36.508
7	1:54.649B	29.959	40.830	43.860
8	26:08.624	...	39.689	36.676
9	1:45.862	29.978	39.467	36.417
10	1:45.930	29.376	39.236	37.318
11	1:48.822	29.311	42.264	37.247
12	1:53.054B	30.178	39.789	43.087
13	8:18.707B	6:28.517	53.505	56.685
14	8:57.141	7:41.206	39.643	36.292
15	1:44.181	29.249	38.807	36.125
16	1:43.717	28.974	38.561	36.182
17	1:43.826	29.051	38.548	36.227
18	1:44.152	29.268	38.745	36.139
19	1:56.023B	30.187	40.925	44.911

17 **Nicholas SURGULADZE** RSA
KOIRANEN GP

1	1:00:13.003	...	42.681	39.270
2	1:50.168	30.430	41.748	37.990
3	1:47.739	30.200	40.256	37.283
4	1:49.621	30.587	41.290	37.744
5	1:46.892	29.633	40.237	37.022
6	2:01.405B	29.539	42.020	49.846
7	10:46.333	9:27.902	40.542	37.889



Computerised results and timing service

BARCELONA COLLECTIVE TEST
FORMULA RENAULT 2.0
COLLECTIVE TEST 4
Chronological Analysis of Performances

B Crossing the finish line in pit lane
S1 Time from finish line to 1st intermedia
S2 Time from 1st intermediate to 2nd intermediate
S3 Time from 2nd intermediate to finish line
FY Full Yellow Flag

Lap	Lap Time	S1	S2	S3	Lap	Lap Time	S1	S2	S3
8	1:47.468	29.707	39.796	37.965	18	1:45.807	29.618	39.523	36.666
9	2:13.322 B	29.440	45.578	58.304	19	1:45.563	29.562	39.225	36.776
10	38:04.066	...	41.843	38.921	20	1:45.290	29.517	39.130	36.643
11	1:49.031	30.134	40.689	38.208	21	1:45.305	29.446	39.200	36.659
12	1:47.527	29.715	40.071	37.741	22	1:57.343	33.723	40.416	43.204
13	1:51.328	30.233	43.412	37.683	23	1:59.286 B	31.823	40.853	46.610
14	1:46.532	29.548	39.964	37.020	24	31:04.120	...	42.933	38.389
15	1:58.276 B	29.477	39.793	49.006	25	1:45.502	29.603	39.388	36.511
16	13:03.137	...	41.403	37.698	26	1:44.497	29.350	38.886	36.261
17	1:45.651	29.283	39.348	37.020	27	1:44.235	29.227	38.858	36.150
18	1:44.956	29.187	39.238	36.531	28	1:43.977	29.170	38.689	36.118
19	1:44.278	28.977	38.841	36.460	20 Bruno BONIFACIO BRA				
20	2:03.003 B	28.859	40.893	53.251	PREMA POWERTEAM				
21	10:18.276	9:01.310	39.838	37.128	1	31:49.683 B	...	41.485	44.064
22	1:45.655	29.543	39.344	36.768	2	2:25.260 B	1:02.467	40.337	42.456
23	1:44.976	29.238	39.256	36.482	3	2:15.411	59.452	39.416	36.543
24	1:44.612	29.160	38.983	36.469	4	1:44.602	29.305	39.073	36.224
25	2:16.005 B	40.942	41.799	53.264	5	1:55.191 B	29.204	39.246	46.741
26	34:25.680 B	...	41.501	52.113	6	6:59.181	5:43.097	39.510	36.574
27	2:23.713	1:05.958	40.345	37.410	7	1:44.360	29.279	38.872	36.209
28	1:59.970 B	29.584	39.992	50.394	8	1:44.222	29.225	38.752	36.245
29	2:39.239 B	1:05.800	41.835	51.604	9	1:43.754	29.027	38.732	35.995
18 Ignazio D'AGOSTO ITA					10	1:43.930	29.088	38.653	36.189
KOIRANEN GP					11	1:44.203	29.059	38.966	36.178
1	29:40.740 B	...	43.831	49.293	12	1:44.705	29.165	38.922	36.618
2	2:43.235 B	1:13.086	44.294	45.855	13	1:43.978	29.008	38.804	36.166
3	2:32.377 B	1:02.768	44.426	45.183	14	1:44.101	29.004	38.917	36.180
4	2:33.205 B	1:06.859	41.013	45.333	15	1:43.976	29.021	38.823	36.132
19 Vitaly LARIONOV RUS					16	1:43.952	28.967	38.861	36.124
KOIRANEN GP					17	1:44.259	29.092	38.843	36.324
1	50:10.456	...	45.339	38.023	18	1:44.246	29.049	38.880	36.317
2	1:46.987	30.070	39.960	36.957	19	1:44.582	29.039	39.160	36.383
3	1:47.900	29.813	41.292	36.795	20	1:50.844 B	29.514	39.385	41.945
4	1:46.153	29.838	39.712	36.603	21 Hans VILLEMI EST				
5	1:45.857	29.612	39.517	36.728	PREMA POWERTEAM				
6	1:47.419	30.101	40.675	36.643	1	32:44.663 B	...	42.127	52.487
7	1:45.745	29.551	39.499	36.695	2	2:39.625 B	1:12.457	42.914	44.254
8	1:46.041	29.784	39.580	36.677	3	2:17.399	59.803	41.060	36.536
9	1:54.144 B	29.773	39.764	44.607	4	1:51.225 B	29.321	39.340	42.564
10	48:51.335	...	42.100	37.240	5	7:01.532	5:44.823	39.840	36.869
11	1:46.711	29.937	39.975	36.799	6	1:45.913	30.009	39.480	36.424
12	1:45.426	29.570	39.295	36.561	7	1:45.742	29.899	39.283	36.560
13	1:44.981	29.370	39.074	36.537	8	1:45.558	29.705	39.515	36.338
14	1:45.343	29.541	39.151	36.651	9	1:45.100	29.323	39.310	36.467
15	1:45.335	29.493	39.244	36.598	10	1:44.705	29.342	38.985	36.378
16	1:56.125 B	30.552	39.760	45.813	11	1:44.860	29.151	39.241	36.468
17	15:39.127	...	40.115	37.005	12	1:45.998	29.314	39.874	36.810



Computerised results and timing service

BARCELONA COLLECTIVE TEST
FORMULA RENAULT 2.0
COLLECTIVE TEST 4
Chronological Analysis of Performances

B Crossing the finish line in pit lane
S1 Time from finish line to 1st intermedia
S2 Time from 1st intermediate to 2nd intermediate
S3 Time from 2nd intermediate to finish line
FY Full Yellow Flag

Lap	Lap Time	S1	S2	S3	Lap	Lap Time	S1	S2	S3
13	1:45.282	29.742	39.030	36.510	17	1:48.413	30.073	40.634	37.706
14	1:45.667	29.297	39.749	36.621	18	1:49.772	30.265	40.745	38.762
15	1:45.362	29.370	39.247	36.745	19	1:48.099	30.062	40.374	37.663
16	1:45.564	29.500	39.381	36.683	20	1:57.669	38.948	40.623	38.098
17	1:45.845	29.559	39.470	36.816	21	1:48.633	30.165	40.677	37.791
18	1:45.958	29.608	39.558	36.792	22	1:47.748	29.776	40.144	37.828
19	1:49.874 B	29.564	39.543	40.767	23	2:00.977 B	29.891	40.251	50.835
22 Dennis OLSEN NOR PREMA POWERTEAM					24	32:42.787	...	43.405	39.629
1	33:08.432 B	...	41.390	42.447	25	1:46.486	29.811	39.838	36.837
2	2:15.785	59.498	39.498	36.789	26	2:01.239 B	29.402	39.349	52.488
3	1:45.579	29.581	39.539	36.459	27	10:37.346	9:15.624	42.924	38.798
4	1:44.712	29.401	39.123	36.188	28	1:45.849	29.510	39.550	36.789
5	1:51.918 B	29.546	40.217	42.155	29	1:45.666	29.523	39.427	36.716
6	5:58.735	4:42.843	39.459	36.433	30	1:45.209	29.219	39.391	36.599
7	1:44.597	29.239	39.088	36.270	31	1:50.058	29.462	42.077	38.519
8	1:44.164	29.093	38.895	36.176	32	1:45.643	29.307	39.406	36.930
9	1:44.117	29.047	38.914	36.156	72 Beitske VISSER NED AVF				
10	1:44.303	29.429	38.844	36.030	1	1:00:49.262	...	43.151	42.202
11	1:44.790	29.198	39.547	36.045	2	1:45.941	29.672	39.612	36.657
12	1:46.165	29.009	40.443	36.713	3	1:44.668	29.205	39.129	36.334
13	1:44.380	29.182	39.115	36.083	4	1:43.841	28.904	38.756	36.181
14	1:45.215	29.164	39.612	36.439	5	1:44.025	28.931	38.803	36.291
15	1:44.812	29.421	39.202	36.189	6	1:44.253	29.102	38.949	36.202
16	1:44.394	29.167	39.080	36.147	7	1:53.516 B	29.374	39.189	44.953
17	1:44.616	29.457	38.859	36.300	8	14:21.274	...	40.083	36.698
18	1:44.951	29.382	39.093	36.476	9	1:45.599	29.390	39.661	36.548
19	1:45.056	29.140	39.192	36.724	10	1:44.753	29.216	39.228	36.309
20	1:49.942 B	29.234	39.666	41.042	11	1:45.057	29.200	39.324	36.533
37 Sun ZHENG CHN CHINA BRT by JCS					12	1:45.772	29.301	39.399	37.072
1	1:31:35.526	...	43.603	39.298	13	1:45.031	29.288	39.280	36.463
2	1:49.339	30.399	41.195	37.745	14	1:44.867	29.174	39.327	36.366
3	1:47.914	30.188	40.388	37.338	15	1:45.167	29.304	39.401	36.462
4	1:47.516	29.800	40.237	37.479	16	1:45.123	29.303	39.325	36.495
5	1:48.226	29.862	40.327	38.037	17	1:45.128	29.259	39.291	36.578
6	1:47.813	29.885	40.303	37.625	18	1:44.975	29.236	39.185	36.554
7	1:49.737	29.899	40.755	39.083	19	1:44.985	29.179	39.278	36.528
8	1:48.376	29.938	40.622	37.816	20	1:45.020	29.273	39.267	36.480
9	2:00.601 B	29.728	40.427	50.446	21	1:44.822	29.165	39.117	36.540
10	13:15.171	...	41.472	38.082	22	1:44.960	29.232	39.162	36.566
11	1:47.595	29.919	40.252	37.424	23	1:44.992	29.255	39.156	36.581
12	1:47.513	29.907	39.880	37.726	24	2:00.930 B	30.988	41.105	48.837
13	1:48.906	29.745	41.404	37.757	25	17:27.413	...	42.281	36.748
14	1:48.623	30.225	40.279	38.119	26	1:44.210	29.182	38.970	36.058
15	2:00.016 B	29.649	40.163	50.204	27	1:43.700	28.939	38.696	36.065
16	13:27.139	...	41.339	37.803	28	1:43.790	28.899	38.735	36.156
					29	1:43.881	28.972	38.766	36.143
					30	1:55.552 B	28.947	39.013	47.592



Computerised results and timing service

BARCELONA COLLECTIVE TEST
FORMULA RENAULT 2.0
COLLECTIVE TEST 4
Chronological Analysis of Performances

B Crossing the finish line in pit lane
S1 Time from finish line to 1st intermedia
S2 Time from 1st intermediate to 2nd intermediate
S3 Time from 2nd intermediate to finish line
FY Full Yellow Flag

Lap	Lap Time	S1	S2	S3	Lap	Lap Time	S1	S2	S3
31	38:44.918	...	42.224	37.144	6	1:46.118	29.516	39.816	36.786
32	1:45.102	29.373	39.251	36.478	7	1:46.457	29.643	39.833	36.981
33	1:44.695	29.091	39.299	36.305	8	2:02.698B	29.591	40.136	52.971
34	1:58.187B	33.273	39.841	45.073	9	18:46.863	...	40.206	37.178
35	19:13.816	...	41.102	40.002	10	1:46.608	29.657	39.940	37.011
36	1:44.538	29.337	39.118	36.083	11	1:46.398	29.597	39.752	37.049
37	1:43.657	29.005	38.680	35.972	12	1:46.186	29.541	39.829	36.816
38	1:43.664	28.945	38.763	35.956	13	1:46.086	29.548	39.637	36.901
39	1:43.578	28.916	38.646	36.016	14	1:46.647	29.520	39.569	37.558

74 Matthew GRAHAM GBR
AVF

1	1:14:24.790	...	41.979	42.093
2	1:46.623	29.775	39.896	36.952
3	1:46.054	29.603	39.602	36.849
4	1:46.105	29.536	39.602	36.967
5	1:45.947	29.491	39.642	36.814
6	1:46.236	29.498	39.824	36.914
7	1:46.511	29.730	39.757	37.024
8	1:53.430B	29.540	39.815	44.075
9	12:42.466	...	41.359	37.260
10	1:45.452	29.489	39.485	36.478
11	1:44.783	29.269	39.091	36.423
12	1:45.129	29.233	39.414	36.482
13	1:45.030	29.122	39.402	36.506
14	1:44.997	29.210	39.214	36.573
15	1:45.181	29.305	39.278	36.598
16	1:57.245B	30.327	42.605	44.313
17	46:31.182	...	41.186	39.518
18	1:46.239	29.630	39.815	36.794
19	1:45.359	29.375	39.428	36.556
20	1:45.364	29.322	39.416	36.626
21	1:45.196	29.284	39.300	36.612
22	1:52.050B	29.383	39.430	43.237
23	22:41.066	...	41.953	37.775
24	2:04.225B	29.358	41.972	52.895
25	10:51.513	9:34.970	39.889	36.654
26	1:44.642	29.263	39.072	36.307
27	1:44.344	29.041	39.051	36.252
28	1:44.081	29.079	38.849	36.153
29	1:44.202	28.975	38.940	36.287

78 Jeroen SLAGHEKKE NED
ART JUNIOR TEAM

1	1:02:32.597	...	40.929	37.346
2	1:48.911	29.806	39.902	39.203
3	1:47.402	30.324	40.090	36.988
4	1:46.290	29.533	39.596	37.161
5	1:46.598	29.609	40.000	36.989

15	1:46.107	29.489	39.666	36.952
16	1:59.068B	29.557	40.383	49.128
17	21:08.275	...	40.197	37.180
18	1:46.905	29.730	40.072	37.103
19	1:47.531	29.821	40.487	37.223
20	2:03.383B	29.705	40.063	53.615
21	17:50.113	...	40.767	37.138
22	1:46.018	29.639	39.683	36.696
23	1:45.309	29.429	39.353	36.527
24	1:45.174	29.257	39.356	36.561
25	1:44.897	29.157	39.370	36.370
26	1:45.189	29.192	39.424	36.573
27	1:45.320	29.262	39.353	36.705
28	1:57.668B	29.337	39.361	48.970
29	38:42.128	...	41.113	37.961
30	1:44.781	29.277	39.297	36.207
31	1:44.068	29.079	38.837	36.152
32	1:45.575	29.071	40.025	36.479
33	1:44.908	29.700	38.953	36.255
34	1:44.561	29.132	39.271	36.158

80 Mikhail TARASOV RUS
KOIRANEN GP

1	52:01.710	...	48.533	44.556
2	1:52.268	31.555	42.149	38.564
3	1:50.998	30.772	41.717	38.509
4	1:51.661	30.719	41.483	39.459
5	1:50.213	30.571	41.167	38.475
6	1:49.742	30.396	41.146	38.200
7	1:54.423	30.559	41.170	42.694
8	1:50.563	30.442	41.470	38.651
9	1:50.310	30.468	41.253	38.589
10	1:49.524	30.559	41.029	37.936
11	1:47.925	30.009	40.342	37.574
12	2:05.688B	30.480	42.426	52.782
13	55:21.531	...	55.341	40.132
14	1:54.827	30.750	44.587	39.490
15	1:53.454	32.244	42.122	39.088
16	1:49.300	30.406	41.014	37.880
17	1:49.079	30.190	41.067	37.822



Computerised results and timing service

BARCELONA COLLECTIVE TEST

FORMULA RENAULT 2.0

COLLECTIVE TEST 4

Chronological Analysis of Performances

B Crossing the finish line in pit lane
S1 Time from finish line to 1st intermedia
S2 Time from 1st intermediate to 2nd intermediate
S3 Time from 2nd intermediate to finish line
FY Full Yellow Flag

Lap	Lap Time	S1	S2	S3	Lap	Lap Time	S1	S2	S3
18	1:48.681	29.990	41.027	37.664	24	1:50.383B	29.345	39.551	41.487
19	2:05.513B	30.090	41.832	53.591	25	1:11:19.533	...	42.534	37.797

81 Hong LI YE		CHN		
KOIRANEN GP				
1	1:03:29.784B	...	43.598	52.701
2	2:43.392B	1:12.103	40.627	50.662
3	3:10.197B	1:36.995	41.278	51.924
4	3:15.501B	1:43.054	39.469	52.978
5	1:33:20.786	...	41.981	37.149
6	1:47.956	29.795	39.836	38.325
7	1:45.697	29.633	39.540	36.524
8	1:45.425	29.331	39.400	36.694
9	1:45.112	29.336	39.255	36.521
10	1:45.328	29.256	39.130	36.942
11	1:46.078	29.340	39.492	37.246
12	1:59.834B	29.364	39.290	51.180
13	23:58.743	...	48.276	46.642
14	1:48.860	31.428	39.331	38.101
15	1:44.074	29.189	38.780	36.105
16	1:44.085	29.205	38.675	36.205
17	1:44.040	29.002	38.728	36.310
18	2:07.013	28.968	38.810	59.235

82 Charles LECLERC		MON		
FORTEC MOTORSPORTS				
1	38:58.193	...	44.711	37.720
2	1:53.506B	30.702	41.705	41.099
3	6:55.494	5:39.182	39.779	36.533
4	1:44.558	29.244	38.870	36.444
5	1:45.129	29.562	39.141	36.426
6	1:44.780	29.023	39.195	36.562
7	1:44.393	29.083	38.912	36.398
8	1:51.781B	29.094	39.966	42.721
9	15:29.975	...	39.831	37.266
10	1:45.126	29.375	39.165	36.586
11	1:45.076	29.212	39.371	36.493
12	1:45.304	29.510	39.184	36.610
13	1:45.020	29.294	39.138	36.588
14	1:45.167	29.142	39.133	36.892
15	1:45.799	29.391	39.369	37.039
16	1:45.366	29.303	39.190	36.873
17	1:45.597	29.407	39.366	36.824
18	1:45.640	29.295	39.445	36.900
19	1:45.496	29.467	39.285	36.744
20	1:45.475	29.463	39.276	36.736
21	1:46.567	30.060	39.623	36.884
22	1:46.064	29.761	39.353	36.950
23	1:45.371	29.464	39.227	36.680



Computerised results and timing service

BARCELONA COLLECTIVE TEST
FORMULA RENAULT 2.0
DAY 2
Classification

Driver	NAT	ASN	Team	Session 1		Session 2		Time	Gap
				Time	Lap	Time	Lap		
1 82 Charles LECLERC	MON		FORTEC MOTORSPORTS	1:42.308	20	1:43.501	34	1:42.304	
2 7 Matt PARRY	GBR		FORTEC MOTORSPORTS	1:42.473	19	1:43.527	26	1:42.473	+0.169 +0.169
3 20 Bruno BONIFACIO	BRA		PREMA POWERTEAM	1:42.743	24	1:43.754	9	1:42.743	+0.439 +0.270
4 72 Beitske VISSER	NED		AVF	1:42.785	16	1:43.578	39	1:42.782	+0.478 +0.039
5 3 Egor ORUDZHEV	RUS		TECH 1 RACING	1:42.931	13	1:44.681	3	1:42.931	+0.627 +0.149
6 18 Ignazio D'AGOSTO	ITA		KOIRANEN GP	1:43.035	10			1:43.035	+0.731 +0.104
7 22 Dennis OLSEN	NOR		PREMA POWERTEAM	1:43.156	21	1:44.117	9	1:43.155	+0.851 +0.120
8 9 Martin RUMP	EST		FORTEC MOTORSPORTS	1:43.184	18	1:43.763	36	1:43.183	+0.879 +0.028
9 15 Kevin JÖRG	SUI		JOSEF KAUFMANN RACING	1:43.221	11	1:43.930	23	1:43.221	+0.917 +0.038
10 1 Antoine HUBERT	FRA		TECH 1 RACING	1:43.262	13			1:43.262	+0.958 +0.041
11 4 Aurélien PANIS	FRA		ART JUNIOR TEAM	1:44.463	20	1:43.384	32	1:43.384	+1.080 +0.122
12 21 Hans VILLEMI	EST		PREMA POWERTEAM	1:43.507	21	1:44.705	10	1:43.507	+1.203 +0.123
13 10 Andrea PIZZITOLA	FRA		MANOR MP MOTORSPORT	1:43.554	10	1:44.653	7	1:43.554	+1.250 +0.047
14 16 Louis DELÉTRAZ	SUI		JOSEF KAUFMANN RACING	1:43.589	12	1:43.717	16	1:43.588	+1.284 +0.034
15 74 Matthew GRAHAM	GBR		AVF	1:43.628	17	1:44.081	28	1:43.627	+1.323 +0.039
16 23 Alexander ALBON	THA		KTR	1:43.864	13			1:43.862	+1.558 +0.235
17 19 Vitaly LARIONOV	RUS		KOIRANEN GP	1:44.521	14	1:43.977	28	1:43.977	+1.673 +0.115
18 2 Vasily ROMANOV	RUS		TECH 1 RACING	1:43.999	16	1:44.562	31	1:43.999	+1.695 +0.022
19 81 Hong LI YE	CHN		KOIRANEN GP	1:44.369	22	1:44.040	17	1:44.040	+1.736 +0.041
20 78 Jeroen SLAGHEKKE	NED		ART JUNIOR TEAM	1:44.462	31	1:44.068	31	1:44.068	+1.764 +0.028
21 24 Gregor RAMSAY	GBR		KTR	1:44.116	14			1:44.116	+1.812 +0.048
22 17 Nicholas SURGULADZE	RSA		KOIRANEN GP	1:45.200	13	1:44.278	19	1:44.278	+1.974 +0.162
23 25 Jules GOUNON	FRA		KTR	1:44.364	23			1:44.364	+2.060 +0.086
24 12 Julio MORENO	ECU		MANOR MP MOTORSPORT	1:44.601	13	1:44.822	30	1:44.601	+2.297 +0.237
25 37 Sun ZHENG	CHN		CHINA BRT by JCS	1:46.006	19	1:45.209	30	1:45.209	+2.905 +0.608
26 80 Mikhail TARASOV	RUS		KOIRANEN GP	1:46.726	23	1:47.925	11	1:46.726	+4.422 +1.517

Published at:

Race Director:	Timekeeper:
----------------	-------------


BARCELONA 4.658 m.

BARCELONA COLLECTIVE TEST
FORMULA RENAULT 2.0
COLLECTIVE TEST
Classification

Nr.	Driver	NAT	ASN	Team	Time	Gap	Session
1	82 Charles LECLERC	MON		FORTEC MOTORSPORTS	1:42.308		Session 3
2	7 Matt PARRY	GBR		FORTEC MOTORSPORTS	1:42.473	0.165 0.165	Session 3
3	20 Bruno BONIFACIO	BRA		PREMA POWERTEAM	1:42.743	0.435 0.270	Session 3
4	72 Beitske VISSER	NED		AVF	1:42.785	0.477 0.042	Session 3
5	3 Egor ORUDZHEV	RUS		TECH 1 RACING	1:42.931	0.623 0.146	Session 3
6	18 Ignazio D'AGOSTO	ITA		KOIRANEN GP	1:43.035	0.727 0.104	Session 3
7	22 Dennis OLSEN	NOR		PREMA POWERTEAM	1:43.156	0.848 0.121	Session 3
8	9 Martin RUMP	EST		FORTEC MOTORSPORTS	1:43.184	0.876 0.028	Session 3
9	15 Kevin JÓRG	SUI		JOSEF KAUFMANN RACING	1:43.221	0.913 0.037	Session 3
10	1 Antoine HUBERT	FRA		TECH 1 RACING	1:43.262	0.954 0.041	Session 3
11	4 Aurélien PANIS	FRA		ART JUNIOR TEAM	1:43.384	1.076 0.122	Session 4
12	21 Hans VILLEMI	EST		PREMA POWERTEAM	1:43.507	1.199 0.123	Session 3
13	10 Andrea PIZZITOLA	FRA		MANOR MP MOTORSPORT	1:43.554	1.246 0.047	Session 3
14	16 Louis DELÉTRAZ	SUI		JOSEF KAUFMANN RACING	1:43.589	1.281 0.035	Session 3
15	74 Matthew GRAHAM	GBR		AVF	1:43.628	1.320 0.039	Session 3
16	23 Alexander ALBON	THA		KTR	1:43.864	1.556 0.236	Session 3
17	19 Vitaly LARIONOV	RUS		KOIRANEN GP	1:43.977	1.669 0.113	Session 4
18	2 Vasily ROMANOV	RUS		TECH 1 RACING	1:43.999	1.691 0.022	Session 3
19	81 Hong LI YE	CHN		KOIRANEN GP	1:44.040	1.732 0.041	Session 4
20	78 Jeroen SLAGHEKKE	NED		ART JUNIOR TEAM	1:44.068	1.760 0.028	Session 4
21	24 Gregor RAMSAY	GBR		KTR	1:44.116	1.808 0.048	Session 3
22	17 Nicholas SURGULADZE	RSA		KOIRANEN GP	1:44.278	1.970 0.162	Session 4
23	25 Jules GOUNON	FRA		KTR	1:44.364	2.056 0.086	Session 3
24	12 Julio MORENO	ECU		MANOR MP MOTORSPORT	1:44.601	2.293 0.237	Session 3
25	35 Matthew GRAHAM	GBR		CHINA BRT by JCS	1:44.617	2.309 0.016	Session 2
26	37 Sun ZHENG	CHN		CHINA BRT by JCS	1:45.209	2.901 0.592	Session 4
27	80 Mikhail TARASOV	RUS		KOIRANEN GP	1:46.726	4.418 1.517	Session 3

Race Director:

Hora:

Cronometrador:

Hora: 17:44:51