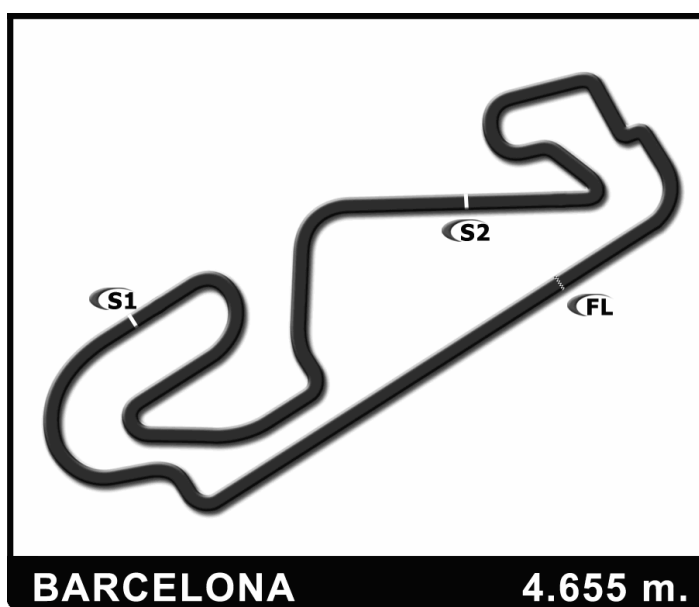




# BARCELONA-CATALUNYA

FORMULA RENAULT 2.0 EUROCUP

Results Booklet





Computerised results and timing service

**BARCELONA-CATALUNYA**  
**FORMULA RENAULT 2.0 EUROCUP**  
**COLLECTIVE TEST 1**  
**Classification**

Driver	Nation	ASN	Team	Time	Lap	Total	Gap	Kph
1 2 <b>Gustav MALIA</b>	SWE		JOSEF KAUFMANN RACING	<b>1:43.957</b>	23	37	-	<b>161.2</b>
2 40 <b>George RUSSELL</b>	GBR		AV FORMULA	<b>1:44.534</b>	29	46	+0.577	<b>160.3</b>
3 31 <b>Max VERSTAPPEN</b>	NED		KTR	<b>1:44.634</b>	34	45	+0.677	<b>160.2</b>
4 24 <b>Steijn SCHOTHORST</b>	NED		MANOR MP MOTORSPORT	<b>1:44.878</b>	19	34	+0.921	<b>159.8</b>
5 4 <b>Albert COSTA</b>	ESP		KOIRANEN GP	<b>1:44.976</b>	28	47	+1.019	<b>159.6</b>
6 16 <b>Levin AMWEG</b>	SUI		ART JUNIOR TEAM	<b>1:44.988</b>	41	42	+1.031	<b>159.6</b>
7 30 <b>Gregor RAMSAY</b>	GBR		KTR	<b>1:45.074</b>	46	50	+1.117	<b>159.5</b>
8 33 <b>Nicolas JAMIN</b>	FRA		PREMA POWERTEAM	<b>1:45.103</b>	26	41	+1.146	<b>159.4</b>
9 9 <b>Martin RUMP</b>	GBR		FORTEC MOTORSPORTS	<b>1:45.347</b>	30	41	+1.390	<b>159.1</b>
10 10 <b>Anthoine HUBERT</b>	FRA		TECH 1 RACING	<b>1:45.476</b>	40	41	+1.519	<b>158.9</b>
11 17 <b>FILIPPI / BAILLY</b>	FRA		RC FORMULA	<b>1:45.477</b>	26	48	+1.520	<b>158.9</b>
12 19 <b>Joffrey DE NARDA</b>	FRA		RC FORMULA	<b>1:45.518</b>	37	39	+1.561	<b>158.8</b>
13 28 <b>Simon GACHET</b>	FRA		ARTA ENGINEERING	<b>1:45.539</b>	38	39	+1.582	<b>158.8</b>
14 26 <b>Dennis ANOSHIN</b>	GER		ARTA ENGINEERING	<b>1:45.667</b>	39	41	+1.710	<b>158.6</b>
15 32 <b>Damiano FIORAVANTI</b>	ITA		PREMA POWERTEAM	<b>1:45.701</b>	37	42	+1.744	<b>158.5</b>
16 7 <b>Matthew GRAHAM</b>	GBR		FORTEC MOTORSPORTS	<b>1:45.966</b>	42	44	+2.009	<b>158.1</b>
17 6 <b>Erik JOHANSSON</b>	SWE		KOIRANEN GP	<b>1:46.495</b>	47	48	+2.538	<b>157.4</b>
18 41 <b>Matevos ISAAKYAN</b>	RUS		AV FORMULA	<b>1:46.692</b>	19	25	+2.735	<b>157.1</b>
19 34 <b>Jules GOUNON</b>	FRA		PREMA POWERTEAM	<b>1:46.828</b>	27	42	+2.871	<b>156.9</b>
20 8 <b>Robin HANSSON</b>	SWE		FORTEC MOTORSPORTS	<b>1:46.848</b>	25	39	+2.891	<b>156.8</b>
21 23 <b>Chris MIDDLEHURST</b>	GBR		MANOR MP MOTORSPORT	<b>1:47.280</b>	36	41	+3.323	<b>156.2</b>
22 25 <b>Kang LING</b>	CHI		MANOR MP MOTORSPORT	<b>1:47.414</b>	28	38	+3.457	<b>156.0</b>
23 51 <b>Alex PALOU</b>	ESP		AV FORMULA	<b>1:47.539</b>	33	48	+3.582	<b>155.8</b>
24 50 <b>Tom LE COQ</b>	FRA		ART JUNIOR TEAM	<b>1:47.880</b>	47	52	+3.923	<b>155.3</b>
25 1 <b>Tristan VIIDAS</b>	EST		JOSEF KAUFMANN RACING	<b>1:47.927</b>	27	45	+3.970	<b>155.3</b>
26 11 <b>Vasili ROMANOV</b>	RUS		TECH 1 RACING	<b>1:48.071</b>	35	37	+4.114	<b>155.1</b>
27 37 <b>Lukas SUNDAHL</b>	SWE		JENZER MOTORSPORT	<b>1:48.774</b>	46	51	+4.817	<b>154.1</b>
28 35 <b>Alain VALENTE</b>	SUI		JENZER MOTORSPORT	<b>1:49.170</b>	33	51	+5.213	<b>153.5</b>
29 22 <b>Max WEINZIERL</b>	AUT		INTERWETTEN.COM RACING	<b>1:49.214</b>	27	38	+5.257	<b>153.4</b>
30 20 <b>Leonardo PULCINI</b>	ITA		INTERWETTEN.COM RACING	<b>1:49.258</b>	31	42	+5.301	<b>153.4</b>
31 36 <b>VUADENS / HURNI</b>	SUI		JENZER MOTORSPORT	<b>1:49.507</b>	46	48	+5.550	<b>153.0</b>
<b>Fastest Lap</b>	Lap 23	Gustav MALIA		<b>1:43.957</b>				161.2 Kph
<b>Circuit Record Lap</b>								Kph
<b>Circuit Best Lap</b>								Kph

Published at: .....

Track Status:

**DRY**

<b>Race Director:</b>	<b>Timekeeper:</b>
-----------------------	--------------------



**FORMULA RENAULT 2.0 EURO CUP**  
**BARCELONA-CATALUNYA**  
**COLLECTIVE TEST 1**

Classification by Class

Nr.	Driver	Nat	Team	Car	Time	Lap	Total	Gap	Kph
<b>ROOKIES</b>									
1	31 Max VERSTAPPEN	NED	KTR		<b>1:44.634</b>	34	45		<b>160.2</b>
2	9 Martin RUMP	GBR	FORTEC MOTORSPORTS		<b>1:45.347</b>	30	41	+0.713	+0.713
3	10 Antoine HUBERT	FRA	TECH 1 RACING		<b>1:45.476</b>	40	41	+0.842	+0.129
4	26 Dennis ANOSHIN	GER	ARTA ENGINEERING		<b>1:45.667</b>	39	41	+1.033	+0.191
5	6 Erik JOHANSSON	SWE	KOIRANEN GP		<b>1:46.495</b>	47	48	+1.861	+0.828
6	34 Jules GOUNON	FRA	PREMA POWERTEAM		<b>1:46.828</b>	27	42	+2.194	+0.333
7	23 Chris MIDDLEHURST	GBR	MANOR MP MOTORSPORT		<b>1:47.280</b>	36	41	+2.646	+0.452
8	50 Tom LE COQ	FRA	ART JUNIOR TEAM		<b>1:47.880</b>	47	52	+3.246	+0.600
9	1 Tristan VIIDAS	EST	JOSEF KAUFMANN RACING		<b>1:47.927</b>	27	45	+3.293	+0.047
10	37 Lukas SUNDAHL	SWE	JENZER MOTORSPORT		<b>1:48.774</b>	46	51	+4.140	+0.847
11	20 Leonardo PULCINI	ITA	INTERWETTEN.COM RACING		<b>1:49.258</b>	31	42	+4.624	+0.484

Published at: .....

Stewards:	Timekeeper:
-----------	-------------



Computerised results and timing service

**BARCELONA-CATALUNYA**  
**FORMULA RENAULT 2.0 EURO CUP**  
**COLLECTIVE TEST 1**  
**Best Partial Times**
**IT** Ideal Lap Time, sum of the best partial times

**BT** Best Lap Time

S1		S2		S3				IT	BT
Pos	Driver	Time	Driver	Time	Driver	Time	Pos Driver		
1	2 G.MALJA	29.053	2 G.MALJA	38.815	2 G.MALJA	35.987	1 G.MALJA	1'43.855	1:43.957 (1)
2	40 G.RUSSELL	29.173	40 G.RUSSELL	38.886	40 G.RUSSELL	36.328	2 G.RUSSELL	1'44.387	1:44.534 (2)
3	4 A.COSTA	29.215	31 M.VERSTAPPEN	38.908	4 A.COSTA	36.391	3 M.VERSTAPPEN	1'44.552	1:44.634 (3)
4	33 N.JAMIN	29.226	24 S.SCHOTHORST	39.069	24 S.SCHOTHORST	36.400	4 S.SCHOTHORST	1'44.739	1:44.878 (4)
5	31 M.VERSTAPPEN	29.229	16 L.AMWEG	39.116	31 M.VERSTAPPEN	36.415	5 A.COSTA	1'44.887	1:44.976 (5)
6	30 G.RAMSAY	29.248	4 A.COSTA	39.281	30 G.RAMSAY	36.427	6 L.AMWEG	1'44.958	1:44.988 (6)
7	9 M.RUMP	29.260	33 N.JAMIN	39.291	16 L.AMWEG	36.439	7 G.RAMSAY	1'44.997	1:45.074 (7)
8	24 S.SCHOTHORST	29.270	30 G.RAMSAY	39.322	33 N.JAMIN	36.536	8 N.JAMIN	1'45.053	1:45.103 (8)
9	32 D.FIORAVANTI	29.324	28 S.GACHET	39.349	17 FILIPPI / BAILLY	36.566	9 M.RUMP	1'45.326	1:45.347 (9)
10	26 D.ANOSHIN	29.332	26 D.ANOSHIN	39.373	28 S.GACHET	36.570	10 S.GACHET	1'45.389	1:45.539 (13)
11	10 A.HUBERT	29.375	32 D.FIORAVANTI	39.376	10 A.HUBERT	36.623	11 A.HUBERT	1'45.476	1:45.476 (10)
12	19 J.DE NARDA	29.387	17 FILIPPI / BAILLY	39.387	19 J.DE NARDA	36.642	12 FILIPPI / BAILLY	1'45.477	1:45.477 (11)
13	16 L.AMWEG	29.403	9 M.RUMP	39.408	9 M.RUMP	36.658	13 J.DE NARDA	1'45.501	1:45.518 (12)
14	7 M.GRAHAM	29.433	19 J.DE NARDA	39.472	41 M.ISAAYAN	36.790	14 D.FIORAVANTI	1'45.516	1:45.701 (15)
15	28 S.GACHET	29.470	10 A.HUBERT	39.478	32 D.FIORAVANTI	36.816	15 D.ANOSHIN	1'45.600	1:45.667 (14)
16	17 FILIPPI / BAILLY	29.524	7 M.GRAHAM	39.538	7 M.GRAHAM	36.819	16 M.GRAHAM	1'45.790	1:45.966 (16)
17	6 E.JOHANSSON	29.622	6 E.JOHANSSON	39.701	34 J.GOUNON	36.891	17 E.JOHANSSON	1'46.263	1:46.495 (17)
18	23 C.MIDDLEHURST	29.623	41 M.ISAAYAN	39.861	26 D.ANOSHIN	36.895	18 M.ISAAYAN	1'46.404	1:46.692 (18)
19	34 J.GOUNON	29.645	34 J.GOUNON	39.920	6 E.JOHANSSON	36.940	19 J.GOUNON	1'46.456	1:46.828 (19)
20	8 R.HANSSON	29.666	11 V.ROMANOV	39.948	8 R.HANSSON	36.952	20 R.HANSSON	1'46.848	1:46.848 (20)
21	41 M.ISAAYAN	29.753	51 A.PALOU	40.161	23 C.MIDDLEHURST	37.238	21 C.MIDDLEHURST	1'47.074	1:47.280 (21)
22	1 T.VIIDAS	29.779	25 K.LING	40.200	25 K.LING	37.270	22 K.LING	1'47.345	1:47.414 (22)
23	50 T.LE COQ	29.783	23 C.MIDDLEHURST	40.213	1 T.VIIDAS	37.369	23 A.PALOU	1'47.494	1:47.539 (23)
24	51 A.PALOU	29.811	8 R.HANSSON	40.230	50 T.LE COQ	37.521	24 V.ROMANOV	1'47.508	1:48.071 (26)
25	25 K.LING	29.875	1 T.VIIDAS	40.491	51 A.PALOU	37.522	25 T.VIIDAS	1'47.639	1:47.927 (25)
26	35 A.VALENTE	29.995	50 T.LE COQ	40.540	11 V.ROMANOV	37.555	26 T.LE COQ	1'47.844	1:47.880 (24)
27	11 V.ROMANOV	30.005	20 L.PULCINI	40.653	22 M.WEINZIERL	37.749	27 L.SUNDAHL	1'48.641	1:48.774 (27)
28	37 L.SUNDAHL	30.164	22 M.WEINZIERL	40.700	37 L.SUNDAHL	37.751	28 L.PULCINI	1'48.665	1:49.258 (30)
29	20 L.PULCINI	30.225	37 L.SUNDAHL	40.726	20 L.PULCINI	37.787	29 M.WEINZIERL	1'48.697	1:49.214 (29)
30	22 M.WEINZIERL	30.248	36 VUADENS / HURN	40.934	35 A.VALENTE	37.831	30 A.VALENTE	1'48.777	1:49.170 (28)
31	36 VUADENS / HURN	30.363	35 A.VALENTE	40.951	36 VUADENS / HURN	38.051	31 VUADENS / HURNI	1'49.348	1:49.507 (31)



Computerised results and timing service

**BARCELONA-CATALUNYA**  
**FORMULA RENAULT 2.0 EURO CUP**  
**COLLECTIVE TEST 1**  
**Fastest Laps Sequence**

Practice Time	Driver	Nation	Time	Kph	Driver's Lap
<b>4:15.643</b>	31 <b>Max VERSTAPPEN</b>	NED	<b>1:52.496</b>	149.0	2
<b>4:26.287</b>	30 <b>Gregor RAMSAY</b>	GBR	<b>1:51.135</b>	150.8	2
<b>6:06.086</b>	31 <b>Max VERSTAPPEN</b>	NED	<b>1:50.443</b>	151.7	3
<b>9:44.653</b>	31 <b>Max VERSTAPPEN</b>	NED	<b>1:48.064</b>	155.1	5
<b>11:32.274</b>	31 <b>Max VERSTAPPEN</b>	NED	<b>1:47.621</b>	155.7	6
<b>21:09.644</b>	2 <b>Gustav MALJA</b>	SWE	<b>1:45.620</b>	158.7	5
<b>22:54.633</b>	2 <b>Gustav MALJA</b>	SWE	<b>1:44.989</b>	159.6	6
<b>1:18:55.486</b>	2 <b>Gustav MALJA</b>	SWE	<b>1:44.749</b>	160.0	21
<b>1:20:39.755</b>	2 <b>Gustav MALJA</b>	SWE	<b>1:44.269</b>	160.7	22
<b>1:22:23.712</b>	2 <b>Gustav MALJA</b>	SWE	<b>1:43.957</b>	161.2	23



Computerised results and timing service

**BARCELONA-CATALUNYA**  
**FORMULA RENAULT 2.0 EURO CUP**  
**COLLECTIVE TEST 1**

**Chronological Analysis of Performances**

**B** Crossing the finish line in pit lane  
**S1** Time from finish line to 1st intermediate  
**S2** Time from 1st intermediate to 2nd intermediate  
**S3** Time from 2nd intermediate to finish line  
**FY** Full Yellow Flag

Lap	Lap Time	S1	S2	S3	Lap	Lap Time	S1	S2	S3
<b>1 Tristan VIIDAS</b> EST JOSEF KAUFMANN RACING					<b>2 Gustav MALJA</b> SWE JOSEF KAUFMANN RACING				
1	7:41.369	6:10.193	48.701	42.475	1	9:26.936	8:00.337	46.493	40.106
2	1:56.570	33.667	43.543	39.360	2	1:49.615	31.050	41.137	37.428
3	1:53.021	31.520	42.332	39.169	3	2:06.578B	29.656	39.902	57.020
4	2:16.651B	31.519	45.834	59.298	4	6:00.895	4:40.955	42.111	37.829
5	6:41.641	5:19.884	43.319	38.438	5	1:45.620	29.529	39.535	36.556
6	1:51.107	31.086	41.886	38.135	6	1:44.989	29.269	39.285	36.435
7	1:51.365	30.690	42.324	38.351	7	1:47.205	29.254	40.862	37.089
8	1:49.891	30.480	41.283	38.128	8	1:46.387	29.263	40.007	37.117
9	1:51.198	30.637	42.120	38.441	9	1:47.183	29.944	40.053	37.186
10	1:51.455	30.155	41.336	39.964	10	1:45.366	29.297	39.390	36.679
11	1:49.605	30.507	41.111	37.987	11	1:45.121	29.306	39.345	36.470
12	1:48.953	29.994	40.960	37.999	12	1:54.377B	30.044	40.966	43.367
13	1:48.951	30.220	40.950	37.781	13	24:39.147	...	43.868	43.088
14	1:48.890	30.098	41.134	37.658	14	1:46.239	29.665	39.682	36.892
15	1:48.705	30.256	40.781	37.668	15	1:46.040	29.520	39.493	37.027
16	1:48.482	29.972	40.697	37.813	16	1:47.118	29.412	40.708	36.998
17	2:04.474B	29.900	41.073	53.501	17	1:45.432	29.356	39.505	36.571
18	34:06.366	...	47.551	42.215	18	1:45.944	29.473	39.690	36.781
19	1:50.002	31.159	40.868	37.975	19	1:50.721B	29.320	39.897	41.504
20	1:49.643	31.037	40.932	37.674	20	8:09.824	6:50.377	41.918	37.529
21	1:48.113	29.970	40.569	37.574	21	1:44.749	29.331	39.117	36.301
22	1:48.298	29.924	40.605	37.769	22	1:44.269	29.201	38.957	36.111
23	1:47.945	29.821	40.708	37.416	23	1:43.957	29.070	38.900	35.987
24	1:47.936	29.779	40.788	37.369	24	1:44.350	29.053	38.815	36.482
25	1:48.555	30.087	40.697	37.771	25	1:54.304B	29.448	40.089	44.767
26	1:49.152	30.043	40.755	38.354	26	51:57.541	...	42.057	37.657
27	1:47.927	29.951	40.491	37.485	27	1:46.206	29.977	39.658	36.571
28	1:48.627	29.944	41.100	37.583	28	1:45.787	29.840	39.318	36.629
29	1:48.284	29.923	40.788	37.573	29	1:47.620	29.598	40.970	37.052
30	2:04.328B	29.928	40.876	53.524	30	1:55.881B	29.257	39.786	46.838
31	37:56.776	...	43.698	40.089	31	10:31.214	9:04.680	41.456	45.078
32	1:49.729	30.526	41.161	38.042	32	1:45.814	29.468	39.425	36.921
33	1:52.283	30.279	41.303	40.701	33	1:45.690	29.737	39.440	36.513
34	1:48.951	30.234	40.891	37.826	34	1:45.751	29.195	39.794	36.762
35	1:48.257	29.991	40.812	37.454	35	1:46.219	29.898	39.508	36.813
36	2:22.329B	32.749	49.252	1:00.328	36	1:46.191	29.582	39.726	36.883
37	9:11.844	7:52.663	41.061	38.120	37	1:51.381B	29.554	39.981	41.846
38	1:49.172	30.264	41.012	37.896	<b>4 Albert COSTA</b> ESP KOIRANEN GP				
39	1:48.760	30.028	40.977	37.755	1	9:46.443	8:18.641	46.244	41.558
40	1:50.873	30.345	42.389	38.139	2	1:52.844	31.606	42.747	38.491
41	1:49.168	30.258	41.183	37.727	3	2:13.435B	30.827	41.768	1:00.840
42	1:49.740	30.261	41.388	38.091	4	5:19.625	3:59.595	42.068	37.962
43	1:52.948	34.118	41.034	37.796	5	1:49.520	30.476	41.235	37.809
44	1:49.018	30.115	40.976	37.927	6	1:49.058	30.538	41.043	37.477
45	2:02.694B	30.108	41.199	51.387					



Computerised results and timing service

**BARCELONA-CATALUNYA**  
**FORMULA RENAULT 2.0 EURO CUP**  
**COLLECTIVE TEST 1**  
**Chronological Analysis of Performances**

**B** Crossing the finish line in pit lane  
**S1** Time from finish line to 1st intermedia  
**S2** Time from 1st intermediate to 2nd intermediate  
**S3** Time from 2nd intermediate to finish line  
**FY** Full Yellow Flag

Lap	Lap Time	S1	S2	S3	Lap	Lap Time	S1	S2	S3
7	1:48.599	30.294	40.927	37.378	6	2:06.587B	30.954	40.910	54.723
8	1:48.346	29.809	41.245	37.292	7	6:04.781	4:36.876	47.346	40.559
9	1:48.730	30.019	41.384	37.327	8	1:49.132	30.411	40.870	37.851
10	1:47.514	29.802	40.500	37.212	9	1:48.884	30.113	41.235	37.536
11	1:48.099	29.941	40.530	37.628	10	1:48.167	30.104	40.644	37.419
12	1:47.342	29.766	40.237	37.339	11	1:48.029	30.034	40.381	37.614
13	1:52.847B	29.728	40.240	42.879	12	1:49.626	30.034	40.986	38.606
14	11:52.323	...	43.952	37.953	13	1:47.815	30.069	40.388	37.358
15	1:55.468B	30.038	40.654	44.776	14	1:55.190B	29.813	40.386	44.991
16	6:48.625	5:23.438	40.899	44.288	15	4:51.032	3:32.577	40.861	37.594
17	1:46.304	29.660	39.778	36.866	16	1:47.734	30.079	40.267	37.388
18	1:46.021	29.513	39.738	36.770	17	1:47.702	29.956	40.229	37.517
19	1:46.002	29.576	39.673	36.753	18	1:47.701	30.134	40.146	37.421
20	1:45.373	29.382	39.468	36.523	19	1:47.667	29.881	40.492	37.294
21	1:51.472	29.512	39.958	42.002	20	1:47.493	30.110	40.137	37.246
22	1:45.805	29.356	39.515	36.934	21	1:47.614	29.888	40.284	37.442
23	1:46.222	29.515	39.958	36.749	22	6:11.757B	29.914	4:54.479	47.364
24	1:45.731	29.401	39.675	36.655	23	28:34.081	...	43.171	38.544
25	1:58.010B	29.425	39.707	48.878	24	1:50.939	31.213	41.355	38.371
26	17:00.835	...	43.048	38.086	25	1:48.851	30.342	40.783	37.726
27	1:47.057	30.135	40.165	36.757	26	1:48.263	30.249	40.498	37.516
28	1:44.976	29.294	39.291	36.391	27	1:48.740	30.125	40.757	37.858
29	1:45.028	29.215	39.391	36.422	28	2:09.005B	30.083	50.566	48.356
30	1:47.907	29.269	39.695	38.943	29	6:12.658	4:51.626	42.801	38.231
31	1:45.267	29.385	39.281	36.601	30	1:52.631	32.092	41.379	39.160
32	2:01.179	33.068	42.601	45.510	31	1:47.918	30.274	40.369	37.275
33	1:54.922B	29.589	39.608	45.725	32	1:47.120	29.919	39.990	37.211
34	34:09.028	...	42.506	37.616	33	1:47.606	30.517	39.976	37.113
35	1:47.410	30.003	40.521	36.886	34	1:49.926	29.896	40.206	39.824
36	1:46.604	29.793	39.998	36.813	35	1:58.175B	29.837	39.969	48.369
37	1:46.160	29.541	39.767	36.852	36	9:51.154	8:29.213	40.992	40.949
38	1:46.086	29.489	39.598	36.999	37	1:47.267	29.931	40.080	37.256
39	1:54.537B	29.394	39.798	45.345	38	1:46.959	29.657	40.026	37.276
40	5:44.528	4:27.275	40.311	36.942	39	1:46.692	29.706	39.701	37.285
41	1:46.318	29.649	39.854	36.815	40	1:47.604	29.657	39.866	38.081
42	1:46.380	29.604	39.683	37.093	41	1:47.783	29.837	40.561	37.385
43	1:51.600	29.850	44.813	36.937	42	2:10.350B	29.752	47.256	53.342
44	1:45.875	29.516	39.657	36.702	43	37:38.622	...	41.982	38.154
45	1:52.402	29.421	42.543	40.438	44	1:49.157	31.430	40.365	37.362
46	1:45.887	29.456	39.761	36.670	45	1:51.833	30.143	40.511	41.179
47	1:53.144B	29.558	39.518	44.068	46	1:46.570	29.805	39.825	36.940
48					47	1:46.495	29.622	39.775	37.098
					48	2:03.336B	29.660	44.736	48.940

**6** Erik JOHANSSON SWE  
KOIRANEN GP

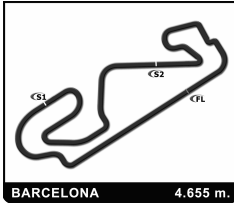
**7** Matthew GRAHAM GBR  
FORTEC MOTORSPORTS

1	3:56.209	2:25.871	49.172	41.166
2	1:53.355	31.886	42.476	38.993
3	1:51.980	31.021	41.980	38.979
4	1:51.123	31.122	41.837	38.164
5	1:51.336	31.649	41.961	37.726

1	6:04.261	4:33.575	48.070	42.616
2	1:57.118	33.358	44.474	39.286
3	1:53.107	31.441	42.691	38.975







Computerised results and timing service

**BARCELONA-CATALUNYA**  
**FORMULA RENAULT 2.0 EURO CUP**  
**COLLECTIVE TEST 1**

**Chronological Analysis of Performances**

**B** Crossing the finish line in pit lane  
**S1** Time from finish line to 1st intermedia  
**S2** Time from 1st intermediate to 2nd intermediate  
**S3** Time from 2nd intermediate to finish line  
**FY** Full Yellow Flag

Lap	Lap Time	S1	S2	S3	Lap	Lap Time	S1	S2	S3
13	1:47.647	29.854	40.270	37.523	18	1:47.600	29.928	40.359	37.313
14	1:48.674	29.804	41.113	37.757	19	1:48.807	30.623	40.811	37.373
15	1:48.017	29.921	40.404	37.692	20	1:47.938	30.555	39.964	37.419
16	1:57.156 <b>B</b>	30.312	41.348	45.496	21	1:46.929	29.670	39.941	37.318
17	4:59.525	3:40.072	41.553	37.900	22	1:46.879	29.555	39.932	37.392
18	1:48.287	29.995	40.518	37.774	23	1:48.294	29.823	40.712	37.759
19	1:47.738	29.936	40.286	37.516	24	1:55.954 <b>B</b>	29.776	40.134	46.044
20	1:47.612	29.689	40.333	37.590	25	13:27.112 <b>B</b>	...	40.933	46.755
21	1:47.318	29.783	40.060	37.475	26	8:35.440	7:15.512	41.845	38.083
22	2:16.330 <b>B</b>	32.682	46.516	57.132	27	1:47.203	29.816	40.043	37.344
23	38:59.624	...	47.981	38.270	28	1:47.126	29.590	40.116	37.420
24	1:47.190	29.974	40.253	36.963	29	1:49.984	29.542	42.378	38.064
25	1:46.840	29.941	40.057	36.842	30	2:04.044 <b>B</b>	30.084	44.350	49.610
26	1:45.984	29.449	39.752	36.783	31	32:16.997	...	41.638	37.575
27	1:45.872	29.299	39.691	36.882	32	1:57.892 <b>B</b>	29.723	40.201	47.968
28	1:46.918	29.602	40.445	36.871	33	6:02.806	4:45.807	40.101	36.898
29	1:45.498	29.386	39.452	36.660	34	1:46.094	29.631	39.744	36.719
30	1:45.347	29.281	39.408	36.658	35	1:46.152	29.408	39.978	36.766
31	1:45.595	29.260	39.625	36.710	36	1:45.940	29.441	39.632	36.867
32	1:54.406 <b>B</b>	29.468	39.870	45.068	37	1:45.888	29.616	39.522	36.750
33	45:25.155	...	44.209	37.973	38	1:57.630	32.925	46.973	37.732
34	1:47.721	29.926	40.228	37.567	39	1:46.002	29.550	39.625	36.827
35	1:47.157	29.740	40.254	37.163	40	1:45.476	29.375	39.478	36.623
36	1:46.682	29.641	39.878	37.163	41	1:58.756 <b>B</b>	29.744	41.117	47.895
37	1:46.502	29.485	40.051	36.966					
38	1:47.537	29.369	39.950	38.218					
39	1:46.436	29.503	39.829	37.104					
40	1:46.832	29.567	39.859	37.406					
41	1:56.047 <b>B</b>	29.648	40.617	45.782					

<b>10</b> <b>Anthoine HUBERT</b> <span style="float:right">FRA</span>				
TECH 1 RACING				
1	19:49.149	...	49.139	41.952
2	1:53.997	31.810	43.087	39.100
3	1:50.062	30.671	41.546	37.845
4	1:49.893	31.237	40.915	37.741
5	1:48.567	30.032	40.825	37.710
6	1:48.036	29.948	40.475	37.613
7	1:49.902	30.708	41.213	37.981
8	2:04.959 <b>B</b>	30.262	42.381	52.316
9	4:01.628	2:43.401	40.763	37.464
10	1:47.256	29.811	40.151	37.294
11	1:47.944	30.349	40.281	37.314
12	1:47.157	29.613	40.090	37.454
13	1:48.924	30.071	40.527	38.326
14	1:48.678	30.779	40.555	37.344
15	1:47.157	29.608	40.264	37.285
16	1:59.373 <b>B</b>	29.718	40.504	49.151
17	18:56.832	...	41.114	38.106

<b>11</b> <b>Vasili ROMANOV</b> <span style="float:right">RUS</span>				
TECH 1 RACING				
1	11:18.065	9:40.708	52.994	44.363
2	2:31.620 <b>B</b>	38.972	53.418	59.230
3	6:08.385	4:41.103	45.877	41.405
4	1:53.980	32.312	43.155	38.513
5	1:52.590	31.229	42.219	39.142
6	1:50.364	30.598	41.786	37.980
7	1:50.204	30.836	41.367	38.001
8	1:50.479	30.730	41.448	38.301
9	1:50.369	30.745	41.441	38.183
10	1:56.438	30.665	41.448	44.325
11	2:01.561 <b>B</b>	30.713	41.336	49.512
12	7:38.649	6:17.977	42.479	38.193
13	1:49.934	30.713	41.215	38.006
14	1:49.709	30.676	41.079	37.954
15	1:55.223	30.715	40.968	43.540
16	2:03.230 <b>B</b>	30.457	42.339	50.434
17	15:23.320	...	43.792	38.073
18	1:49.325	30.484	40.983	37.858
19	1:50.993	30.300	41.115	39.578
20	1:48.983	30.402	40.788	37.793
21	1:48.731	30.161	40.807	37.763
22	1:48.649	30.061	40.714	37.874



Computerised results and timing service

**BARCELONA-CATALUNYA**  
**FORMULA RENAULT 2.0 EURO CUP**  
**COLLECTIVE TEST 1**

**Chronological Analysis of Performances**

Lap	Lap Time	S1	S2	S3	Lap	Lap Time	S1	S2	S3
23	2:03.669 <b>B</b>	30.005	40.950	52.714	32	1:45.710	29.503	39.511	36.696
24	29:25.403	...	44.935	39.453	33	2:11.470 <b>B</b>	29.403	44.971	57.096
25	1:52.433	30.835	43.291	38.307	34	7:59.107	6:41.011	40.864	37.232
26	43:54.636	...	45.526	39.624	35	1:46.082	29.725	39.562	36.795
27	1:51.655	31.608	41.890	38.157	36	1:46.477	29.604	40.049	36.824
28	1:54.278	31.091	41.169	42.018	37	1:45.335	29.497	39.252	36.586
29	1:49.758	30.596	41.122	38.040	38	1:54.331 <b>B</b>	29.526	41.702	43.103
30	1:59.156	30.395	41.002	47.759	39	10:52.176	9:24.540	41.946	45.690
31	1:49.691	30.767	41.245	37.679	40	1:48.000	29.740	40.285	37.975
32	1:49.654	30.483	40.838	38.333	41	1:44.988	29.433	39.116	36.439
33	1:59.004 <b>B</b>	30.563	40.739	47.702	42	2:08.919 <b>B</b>	29.255	45.053	54.611
34	5:18.743	3:57.802	42.781	38.160	<b>17 FILIPPI / BAILLY</b> RC FORMULA FRA				
35	1:48.071	30.362	40.152	37.557					
36	1:48.113	30.097	40.461	37.555					
37	1:57.468 <b>B</b>	30.137	39.948	47.383					

Lap	Lap Time	S1	S2	S3
<b>16 Levin AMWEG</b> SUI				
ART JUNIOR TEAM				
1	8:06.577	6:43.486	44.061	39.030
2	1:50.267	30.843	41.387	38.037
3	1:49.094	30.453	40.711	37.930
4	2:12.192 <b>B</b>	29.970	42.878	59.344
5	5:46.300	4:24.707	43.778	37.815
6	1:47.772	29.940	40.553	37.279
7	1:48.386	30.350	40.553	37.483
8	1:48.005	29.939	40.176	37.890
9	1:49.311	29.893	40.163	39.255
10	1:48.138	29.613	41.121	37.404
11	1:46.989	29.764	40.001	37.224
12	1:53.024 <b>B</b>	29.720	40.027	43.277
13	30:25.163	...	42.978	38.551
14	1:47.758	30.103	40.355	37.300
15	1:47.482	30.004	40.250	37.228
16	1:47.741	29.768	40.755	37.218
17	1:47.121	29.856	40.037	37.228
18	1:47.578	30.067	40.343	37.168
19	1:47.101	29.897	40.076	37.128
20	1:52.275 <b>B</b>	29.950	40.586	41.739
21	16:37.373	...	42.178	39.288
22	1:47.629	30.261	40.130	37.238
23	1:47.696	30.205	40.122	37.369
24	1:47.002	29.887	39.886	37.229
25	1:47.964	29.942	40.093	37.929
26	1:47.390	29.793	39.896	37.701
27	1:52.436 <b>B</b>	30.430	40.221	41.785
28	33:24.947	...	43.433	38.711
29	1:47.375	30.199	40.031	37.145
30	1:46.032	29.580	39.661	36.791
31	1:53.106	30.015	40.399	42.692

Lap	Lap Time	S1	S2	S3
1	10:23.904	8:56.971	44.413	42.520
2	1:53.551	31.288	43.476	38.787
3	2:21.679 <b>B</b>	31.160	43.490	1:07.029
4	5:01.070	3:27.457	49.676	43.937
5	1:50.321	30.505	41.630	38.186
6	1:50.747	30.405	42.046	38.296
7	1:49.167	30.229	41.163	37.775
8	1:49.345	30.610	41.301	37.434
9	1:48.125	29.932	40.538	37.655
10	1:48.413	29.980	40.525	37.908
11	1:50.601	30.079	42.722	37.800
12	1:48.442	30.113	40.616	37.713
13	1:48.199	30.094	40.527	37.578
14	1:58.915 <b>B</b>	30.101	40.534	48.280
15	12:09.661 <b>B</b>	...	44.892	48.258
16	5:40.609	4:21.634	40.850	38.125
17	1:47.691	30.182	40.205	37.304
18	1:47.623	29.924	40.233	37.466
19	1:47.356	29.830	40.293	37.233
20	1:52.015 <b>B</b>	29.773	40.153	42.089
21	10:11.645	8:51.722	42.341	37.582
22	1:46.681	29.977	39.864	36.840
23	1:46.369	29.760	39.797	36.812
24	1:46.606	29.692	39.738	37.176
25	1:46.011	29.549	39.541	36.921
26	1:45.477	29.524	39.387	36.566
27	1:53.030	29.560	44.066	39.404
28	1:51.136 <b>B</b>	29.660	39.438	42.038
29	24:18.496 <b>B</b>	...	44.811	51.352
30	8:35.554	7:16.338	41.191	38.025
31	1:48.040	30.447	40.247	37.346
32	1:47.311	30.204	40.027	37.080
33	1:46.545	29.821	39.697	37.027
34	1:46.493	29.803	39.667	37.023
35	1:46.466	29.731	39.832	36.903



Computerised results and timing service

**BARCELONA-CATALUNYA**  
**FORMULA RENAULT 2.0 EUROCUP**  
**COLLECTIVE TEST 1**

**Chronological Analysis of Performances**

**B** Crossing the finish line in pit lane  
**S1** Time from finish line to 1st intermedia  
**S2** Time from 1st intermediate to 2nd intermediate  
**S3** Time from 2nd intermediate to finish line  
**FY** Full Yellow Flag

Lap	Lap Time	S1	S2	S3	Lap	Lap Time	S1	S2	S3
36	2:00.637 <b>B</b>	29.803	39.833	51.001	34	26:04.920	...	40.956	37.450
37	15:04.709 <b>B</b>	...	41.518	52.390	35	1:46.711	29.878	39.816	37.017
38	6:08.341	4:49.500	40.897	37.944	36	1:46.094	29.582	39.689	36.823
39	1:48.304	30.527	40.333	37.444	37	1:45.518	29.404	39.472	36.642
40	1:48.110	30.208	40.244	37.658	38	1:46.292	29.453	39.663	37.176
41	1:47.773	30.136	40.396	37.241	39	1:59.859 <b>B</b>	29.649	43.826	46.384
42	1:48.600	30.025	41.010	37.565					
43	1:47.806	29.930	40.496	37.380					
44	1:47.656	30.011	40.314	37.331					
45	1:48.060	30.021	40.417	37.622					
46	2:01.844 <b>B</b>	31.137	41.687	49.020					
47	9:15.734	7:54.279	42.039	39.416					
48	2:06.460 <b>B</b>	30.376	41.224	54.860					

**20** **Leonardo PULCINI** ITA  
INTERWETTEN.COM RACING

1	9:44.845	8:01.130	53.586	50.129
2	2:06.357	35.054	45.640	45.663
3	2:27.469 <b>B</b>	31.694	48.405	1:07.370
4	5:08.305	3:43.139	44.269	40.897
5	1:56.343	33.585	43.028	39.730
6	1:52.979	30.823	42.665	39.491
7	1:52.884	30.431	42.287	40.166
8	1:56.427	32.988	44.148	39.291
9	1:51.384	30.734	41.964	38.686
10	1:51.909	30.449	41.455	40.005
11	1:50.967	30.728	42.052	38.187
12	1:50.639	30.659	41.721	38.259
13	1:52.794	30.458	43.262	39.074
14	1:50.642	30.576	41.671	38.395
15	2:04.185 <b>B</b>	30.452	41.458	52.275
16	21:36.184	...	51.603	40.574
17	1:50.691	30.962	41.439	38.290
18	1:49.906	30.568	41.395	37.943
19	1:49.354	30.225	41.103	38.026
20	1:50.218	30.963	41.045	38.210
21	1:49.711	30.242	40.936	38.533
22	2:00.161 <b>B</b>	30.301	41.874	47.986
23	48:42.677	...	43.170	39.236
24	1:49.818	30.576	41.080	38.162
25	1:50.122	30.613	41.223	38.286
26	1:49.368	30.424	40.856	38.088
27	2:04.445 <b>B</b>	30.735	41.084	52.626
28	7:09.210	5:48.415	42.269	38.526
29	1:50.414	30.542	41.324	38.548
30	1:49.924	30.586	41.176	38.162
31	1:49.258	30.352	41.119	37.787
32	1:49.602	30.523	40.740	38.339
33	2:25.010 <b>B</b>	34.363	55.319	55.328
34	8:23.734	6:48.843	50.467	44.424
35	1:50.659	31.433	41.178	38.048
36	1:50.169	30.787	41.126	38.256
37	1:49.830	30.586	41.044	38.200
38	1:53.935	30.274	40.974	42.687
39	1:50.027	30.606	41.363	38.058
40	1:49.375	30.588	40.653	38.134

**19** **Joffrey DE NARDA** FRA  
RC FORMULA

1	23:00.422	...	45.844	39.211
2	1:52.189	31.167	42.841	38.181
3	1:49.594	30.570	40.991	38.033
4	1:50.129	30.290	42.191	37.648
5	1:50.946	30.942	42.041	37.963
6	1:48.373	30.236	40.869	37.268
7	1:47.676	30.068	40.313	37.295
8	1:47.526	29.968	40.215	37.343
9	1:47.656	29.972	40.289	37.395
10	2:01.725 <b>B</b>	30.278	40.938	50.509
11	16:17.983	...	41.437	37.960
12	1:48.318	30.030	40.655	37.633
13	1:48.706	29.927	41.011	37.768
14	1:47.999	29.961	40.532	37.506
15	1:47.557	29.832	40.298	37.427
16	1:50.377	31.298	41.149	37.930
17	2:02.290 <b>B</b>	30.493	40.806	50.991
18	18:03.059	...	41.047	37.377
19	1:47.390	29.874	40.280	37.236
20	1:46.542	29.797	39.749	36.996
21	1:48.617	29.611	41.652	37.354
22	1:47.086	29.771	39.991	37.324
23	1:46.418	29.628	39.787	37.003
24	1:46.863	29.786	39.870	37.207
25	1:46.784	29.617	40.052	37.115
26	1:59.245 <b>B</b>	29.387	40.447	49.411
27	11:16.287 <b>B</b>	9:45.890	44.367	46.030
28	7:51.458	6:30.372	41.314	39.772
29	1:47.257	29.799	39.940	37.518
30	1:47.214	30.076	40.017	37.121
31	1:47.273	29.931	39.993	37.349
32	1:46.873	29.649	39.974	37.250
33	1:52.876 <b>B</b>	29.756	40.261	42.859



Computerised results and timing service

**BARCELONA-CATALUNYA**  
**FORMULA RENAULT 2.0 EURO CUP**  
**COLLECTIVE TEST 1**

**Chronological Analysis of Performances**

					B Crossing the finish line in pit lane		S2 Time from 1st intermediate to 2nd intermediate			
					S1 Time from finish line to 1st intermedia		S3 Time from 2nd intermediate to finish line		FY Full Yellow Flag	
Lap	Lap Time	S1	S2	S3	Lap	Lap Time	S1	S2	S3	
41	1:49.637	30.449	41.107	38.081	4	6:59.788	5:37.785	43.018	38.985	
42	1:58.191 <b>B</b>	30.390	40.689	47.112	5	1:51.515	30.692	42.379	38.444	
<div style="border: 1px solid black; padding: 2px; display: inline-block;"><b>22</b> Max WEINZIERL</div> <span style="float: right;">AUT</span> INTERWETTEN.COM RACING					6	1:50.866	30.679	41.820	38.367	
					7	1:50.032	30.523	41.325	38.184	
1	7:23.983	5:44.277	54.157	45.549	8	1:49.868	30.508	41.000	38.360	
2	2:06.910	37.121	46.958	42.831	9	2:03.175 <b>B</b>	30.384	41.510	51.281	
3	1:59.622	33.364	45.062	41.196	10	13:27.270	...	42.340	38.183	
4	6:29.009 <b>B</b>	31.680	4:54.128	1:03.201	11	1:49.485	30.541	41.086	37.858	
5	14:49.470	...	47.247	42.313	12	1:48.989	30.264	40.868	37.857	
6	1:56.158	32.464	44.036	39.658	13	1:48.841	30.247	40.869	37.725	
7	1:53.585	31.659	42.800	39.126	14	2:17.385 <b>B</b>	33.529	47.322	56.534	
8	1:52.463	31.154	42.231	39.078	15	5:26.575	4:06.606	41.161	38.808	
9	1:52.308	30.785	42.605	38.918	16	1:48.872	30.144	40.800	37.928	
10	1:52.178	31.235	42.193	38.750	17	1:49.595	30.214	40.753	38.628	
11	1:51.508	31.155	41.751	38.602	18	1:48.946	29.932	41.174	37.840	
12	1:51.678	30.967	42.004	38.707	19	1:50.682	30.127	41.945	38.610	
13	1:51.761	30.475	42.389	38.897	20	1:48.745	30.187	40.709	37.849	
14	2:12.255 <b>B</b>	30.896	42.371	58.988	21	2:07.567 <b>B</b>	30.110	42.996	54.461	
15	8:23.971	6:58.088	45.368	40.515	22	39:42.208	...	42.731	38.726	
16	1:53.001	31.578	42.304	39.119	23	2:04.127 <b>B</b>	30.561	41.017	52.549	
17	1:52.197	30.977	42.566	38.654	24	10:40.480	9:20.895	41.584	38.001	
18	1:50.812	30.657	41.660	38.495	25	1:48.683	30.385	40.608	37.690	
19	1:50.846	30.778	41.707	38.361	26	1:48.454	30.105	40.802	37.547	
20	1:51.534	31.130	42.016	38.388	27	1:47.913	30.004	40.635	37.274	
21	1:51.336	30.581	41.808	38.947	28	1:48.041	29.623	40.565	37.853	
22	2:01.892 <b>B</b>	30.608	41.802	49.482	29	2:01.927 <b>B</b>	29.695	40.998	51.234	
23	47:26.211	...	43.836	40.118	30	15:24.343 <b>B</b>	...	42.070	52.531	
24	1:50.931	30.923	41.784	38.224	31	7:53.165	6:33.548	41.070	38.547	
25	1:50.251	30.787	41.285	38.179	32	1:48.156	30.101	40.500	37.555	
26	1:49.615	30.670	40.700	38.245	33	1:47.515	30.059	40.213	37.243	
27	1:49.214	30.456	41.009	37.749	34	1:48.699	29.736	40.396	38.567	
28	1:51.512	30.325	43.021	38.166	35	1:48.391	30.388	40.765	37.238	
29	2:14.090 <b>B</b>	30.248	50.246	53.596	36	1:47.280	29.714	40.276	37.290	
30	6:27.111	5:05.462	42.720	38.929	37	2:13.686 <b>B</b>	29.724	51.592	52.370	
31	1:50.210	30.594	41.312	38.304	38	6:37.378	5:18.787	40.974	37.617	
32	1:50.413	30.522	41.469	38.422	39	1:48.534	30.288	40.673	37.573	
33	1:49.949	30.393	41.230	38.326	40	1:47.861	29.979	40.454	37.428	
34	2:04.898 <b>B</b>	31.476	42.455	50.967	41	2:02.149 <b>B</b>	30.147	40.777	51.225	
35	26:29.724	...	44.104	39.760	<div style="border: 1px solid black; padding: 2px; display: inline-block;"><b>24</b> Steijn SCHOTHORST</div> <span style="float: right;">NED</span> MANOR MP MOTORSPORT					
36	1:50.809	30.914	41.820	38.075	1	12:58.813 <b>B</b>	...	57.871	1:15.148	
37	1:50.317	30.678	41.198	38.441	2	34:15.509	...	44.010	46.962	
38	2:10.144 <b>B</b>	30.391	41.675	58.078	3	1:55.326 <b>B</b>	30.029	40.042	45.255	
<div style="border: 1px solid black; padding: 2px; display: inline-block;"><b>23</b> Chris MIDDLEHURST</div> <span style="float: right;">GBR</span> MANOR MP MOTORSPORT					4	7:31.408	6:13.329	40.725	37.354	
					5	1:46.495	29.764	39.757	36.974	
1	9:12.342	7:40.818	49.400	42.124	6	1:46.133	29.734	39.550	36.849	
2	1:55.819	32.205	43.947	39.667	7	1:46.056	29.447	39.775	36.834	
3	2:10.180 <b>B</b>	31.217	43.205	55.758	8	1:45.979	29.442	39.691	36.846	







Computerised results and timing service

**BARCELONA-CATALUNYA**  
**FORMULA RENAULT 2.0 EURO CUP**  
**COLLECTIVE TEST 1**  
**Chronological Analysis of Performances**

Lap	Lap Time	S1	S2	S3	Lap	Lap Time	S1	S2	S3
S1 Time from finish line to 1st intermedia					S3 Time from 2nd intermediate to finish line				
41	1:57.066 <b>B</b>	29.540	40.001	47.525	37	1:51.489 <b>B</b>	29.457	39.268	42.764
42	7:08.876	5:49.778	41.545	37.553	38	28:07.443	...	42.432	40.043
43	1:45.908	29.751	39.521	36.636	39	1:47.431	29.559	40.222	37.650
44	2:01.472	29.903	47.910	43.659	40	2:12.358 <b>B</b>	29.392	48.966	54.000
45	1:45.318	29.555	39.336	36.427	41	7:41.548	6:22.306	41.262	37.980
46	1:45.074	29.248	39.322	36.504	42	1:45.860	29.563	39.354	36.943
47	1:45.562	29.374	39.513	36.675	43	1:46.142	29.430	39.450	37.262
48	1:56.155	37.145	39.911	39.099	44	1:45.845	29.374	39.485	36.986
49	1:56.109	31.657	43.537	40.915	45	5:42.580 <b>B</b>	4:17.937	42.320	42.323
50	1:53.074 <b>B</b>	29.507	39.701	43.866					

31	Max VERSTAPPEN				NED
KTR	Lap	Lap Time	S1	S2	S3
1	2:23.147	55.410	47.248	40.489	
2	1:52.496	32.121	42.122	38.253	
3	1:50.443	31.176	41.508	37.759	
4	1:50.503	31.660	41.299	37.544	
5	1:48.064	30.052	40.504	37.508	
6	1:47.621	29.987	40.431	37.203	
7	2:04.015 <b>B</b>	30.307	44.511	49.197	
8	6:11.997	4:53.041	40.871	38.085	
9	1:47.632	29.980	40.463	37.189	
10	1:47.732	29.761	40.698	37.273	
11	1:47.365	29.813	40.188	37.364	
12	1:47.966	30.071	40.486	37.409	
13	1:47.507	29.714	40.448	37.345	
14	1:47.922	29.885	40.427	37.610	
15	1:53.414 <b>B</b>	29.720	40.302	43.392	
16	12:11.272	...	42.291	37.953	
17	1:46.799	29.886	39.773	37.140	
18	1:46.248	29.395	39.934	36.919	
19	2:00.843 <b>B</b>	29.472	43.025	48.346	
20	6:13.980	4:55.082	41.173	37.725	
21	1:46.579	29.556	40.000	37.023	
22	1:46.644	29.465	39.803	37.376	
23	1:47.107	29.528	39.765	37.814	
24	1:46.576	29.446	39.722	37.408	
25	1:46.052	29.462	39.642	36.948	
26	1:55.910 <b>B</b>	29.536	39.757	46.617	
27	8:52.237	7:34.318	40.595	37.324	
28	1:46.920	29.800	39.886	37.234	
29	1:47.309	30.382	39.858	37.069	
30	1:46.675	29.568	39.979	37.128	
31	2:00.991 <b>B</b>	29.639	40.063	51.289	
32	6:02.251	4:43.269	42.222	36.760	
33	1:45.658	29.326	39.127	37.205	
34	1:44.634	29.311	38.908	36.415	
35	1:44.787	29.232	39.126	36.429	
36	1:45.241	29.229	39.278	36.734	

32	Damiano FIORAVANTI				ITA
PREMA POWERTEAM	Lap	Lap Time	S1	S2	S3
1	4:18.541 <b>B</b>	2:22.286	53.700	1:02.555	
2	5:07.539	3:40.099	45.618	41.822	
3	1:55.487	31.818	44.511	39.158	
4	2:06.785 <b>B</b>	31.518	41.477	53.790	
5	5:58.988	4:35.860	43.289	39.839	
6	1:50.755	31.700	40.910	38.145	
7	1:49.623	30.498	40.920	38.205	
8	1:49.183	30.816	40.661	37.706	
9	1:48.286	30.072	40.384	37.830	
10	1:47.954	29.751	40.268	37.935	
11	1:48.097	29.846	40.592	37.659	
12	1:58.567 <b>B</b>	29.668	40.336	48.563	
13	28:32.467	...	42.207	38.489	
14	1:47.586	29.972	40.110	37.504	
15	1:46.314	29.744	39.709	36.861	
16	1:45.806	29.404	39.564	36.838	
17	1:45.721	29.324	39.581	36.816	
18	1:45.798	29.381	39.547	36.870	
19	1:57.083 <b>B</b>	29.379	39.816	47.888	
20	35:40.454	...	41.447	37.970	
21	2:03.559 <b>B</b>	30.614	40.754	52.191	
22	9:25.683	8:07.883	40.615	37.185	
23	1:47.062	29.816	40.058	37.188	
24	1:46.998	29.760	40.085	37.153	
25	1:50.752	29.761	43.142	37.849	
26	1:46.138	29.502	39.709	36.927	
27	1:45.971	29.335	39.673	36.963	
28	2:01.700 <b>B</b>	29.417	39.856	52.427	
29	10:19.084	8:59.274	42.042	37.768	
30	1:46.563	29.916	39.676	36.971	
31	1:45.820	29.441	39.421	36.958	
32	2:05.789 <b>B</b>	29.460	41.323	55.006	
33	5:01.990	3:44.979	40.067	36.944	
34	1:46.469	29.689	39.776	37.004	
35	1:46.304	29.552	39.826	36.926	
36	1:45.954	29.479	39.376	37.099	
37	1:45.701	29.366	39.432	36.903	



Computerised results and timing service

**BARCELONA-CATALUNYA**  
**FORMULA RENAULT 2.0 EUROCUP**  
**COLLECTIVE TEST 1**

**Chronological Analysis of Performances**

**B** Crossing the finish line in pit lane  
**S1** Time from finish line to 1st intermedia  
**S2** Time from 1st intermediate to 2nd intermediate  
**S3** Time from 2nd intermediate to finish line  
**FY** Full Yellow Flag

Lap	Lap Time	S1	S2	S3	Lap	Lap Time	S1	S2	S3
38	1:57.171 <b>B</b>	29.406	40.042	47.723	<div style="border: 1px solid black; padding: 2px; display: inline-block;"><b>34</b> Jules GOUNON</div> FRA PREMA POWERTEAM				
39	12:18.031	...	40.519	37.751					
40	1:47.048	29.770	39.861	37.417					
41	1:47.819	29.648	40.761	37.410					
42	2:18.990 <b>B</b>	29.998	50.061	58.931					
<div style="border: 1px solid black; padding: 2px; display: inline-block;"><b>33</b> Nicolas JAMIN</div> FRA PREMA POWERTEAM					1	5:48.583	4:23.158	45.314	40.111
1	9:37.155 <b>B</b>	7:54.473	47.993	54.689	2	1:53.539	31.457	43.475	38.607
2	9:50.530	8:28.322	43.320	38.888	3	1:51.406	31.495	41.905	38.006
3	1:51.429	31.696	41.718	38.015	4	1:59.765 <b>B</b>	30.753	43.082	45.930
4	1:48.903	30.388	41.034	37.481	5	8:22.574	7:01.713	42.327	38.534
5	1:47.873	29.923	40.477	37.473	6	1:50.282	30.458	41.904	37.920
6	1:47.796	29.821	40.649	37.326	7	1:50.938	31.015	41.233	38.690
7	1:47.651	29.843	40.512	37.296	8	1:49.178	30.285	41.214	37.679
8	1:47.911	29.721	40.701	37.489	9	1:48.577	29.961	40.779	37.837
9	1:47.112	29.637	40.360	37.115	10	1:48.360	30.306	40.551	37.503
10	1:46.835	29.603	40.120	37.112	11	1:49.436	30.287	40.519	38.630
11	1:47.088	29.783	40.192	37.113	12	1:49.376	29.965	41.398	38.013
12	1:57.181 <b>B</b>	29.767	40.128	47.286	13	1:49.210	30.316	40.806	38.088
13	11:58.903 <b>B</b>	...	41.034	48.407	14	1:55.481 <b>B</b>	30.712	41.008	43.761
14	6:34.540	5:16.216	40.758	37.566	15	36:20.094	...	42.978	38.539
15	1:48.074	29.721	40.699	37.654	16	1:49.406	30.578	41.011	37.817
16	1:46.996	29.624	40.151	37.221	17	1:49.322	30.477	40.993	37.852
17	1:53.022	30.579	40.248	42.195	18	1:48.688	30.185	40.711	37.792
18	1:46.818	29.793	39.985	37.040	19	1:55.899 <b>B</b>	30.342	40.624	44.933
19	1:47.455	29.762	40.509	37.184	20	8:47.351	7:27.715	41.976	37.660
20	1:46.842	29.766	39.946	37.130	21	1:47.080	30.023	39.920	37.137
21	1:47.181	29.715	40.178	37.288	22	1:46.951	29.801	40.158	36.992
22	1:55.745 <b>B</b>	29.915	40.334	45.496	23	1:47.787	30.477	40.139	37.171
23	48:20.784	...	42.400	39.088	24	1:46.875	29.858	40.072	36.945
24	1:46.077	29.710	39.621	36.746	25	1:54.357	29.686	43.552	41.119
25	1:45.811	29.431	39.677	36.703	26	1:47.057	29.726	40.012	37.319
26	1:45.103	29.267	39.300	36.536	27	1:46.828	29.978	39.959	36.891
27	1:49.612	29.242	39.453	40.917	28	1:47.820	30.559	40.150	37.111
28	1:45.258	29.226	39.291	36.741	29	1:47.039	29.754	40.187	37.098
29	2:08.552 <b>B</b>	29.256	42.099	57.197	30	2:00.607 <b>B</b>	30.063	40.059	50.485
30	13:21.854	...	40.690	41.451	31	38:17.578 <b>B</b>	...	41.598	48.035
31	1:57.161 <b>B</b>	29.639	40.012	47.510	32	5:22.718	4:04.481	40.839	37.398
32	5:30.067	4:10.552	40.127	39.388	33	1:47.617	30.098	40.245	37.274
33	1:50.417	29.677	43.121	37.619	34	1:47.591	29.885	40.436	37.270
34	1:46.053	29.597	39.656	36.800	35	1:47.793	29.916	40.699	37.178
35	1:45.785	29.459	39.464	36.862	36	1:47.236	29.645	40.058	37.533
36	1:52.555	29.681	43.627	39.247	37	1:47.618	30.153	40.395	37.070
37	1:46.015	29.523	39.621	36.871	38	1:47.488	29.695	40.265	37.528
38	1:46.975	29.539	39.620	37.816	39	1:47.793	29.924	40.444	37.425
39	1:57.312 <b>B</b>	30.172	41.535	45.605	40	1:54.223 <b>B</b>	29.924	40.107	44.192
40	10:38.491	9:20.522	40.667	37.302	41	7:16.067	5:53.687	40.946	41.434
41	1:56.930 <b>B</b>	29.639	41.118	46.173	42	1:50.901	30.010	40.310	40.581
<div style="border: 1px solid black; padding: 2px; display: inline-block;"><b>35</b> Alain VALENTE</div> SUI JENZER MOTORSPORT					1	7:21.083	5:37.923	57.206	45.954







Computerised results and timing service

**BARCELONA-CATALUNYA**  
**FORMULA RENAULT 2.0 EUROCUP**  
**COLLECTIVE TEST 1**

**Chronological Analysis of Performances**

**B** Crossing the finish line in pit lane  
**S1** Time from finish line to 1st intermedia  
**S2** Time from 1st intermediate to 2nd intermediate  
**S3** Time from 2nd intermediate to finish line  
**FY** Full Yellow Flag

Lap	Lap Time	S1	S2	S3	Lap	Lap Time	S1	S2	S3
46	1:49.507	30.363	40.934	38.210	44	1:51.063	30.341	41.080	39.642
47	2:01.546B	30.941	41.945	48.660	45	1:48.835	30.276	40.726	37.833
48	5:22.774B	3:40.876	48.006	53.892	46	1:48.774	30.191	40.832	37.751
<b>37</b> Lukas SUNDAHL SWE JENZER MOTORSPORT					47	1:49.381	30.342	41.207	37.832
1	9:11.117	7:36.618	50.340	44.159	48	1:48.820	30.164	40.803	37.853
2	1:58.646	32.713	44.697	41.236	49	1:48.949	30.178	40.870	37.901
3	2:11.536B	31.543	43.520	56.473	50	1:52.592	30.220	42.998	39.374
4	6:08.360	4:41.380	46.609	40.371	51	2:07.484B	32.079	45.941	49.464
5	1:54.639	31.445	43.521	39.673	<b>40</b> George RUSSELL GBR AV FORMULA				
6	1:52.861	31.249	42.700	38.912	1	5:30.099	3:53.648	50.960	45.491
7	1:52.646	30.498	42.747	39.401	2	2:00.171	34.915	44.632	40.624
8	1:56.328	30.942	46.145	39.241	3	1:57.217	31.979	44.983	40.255
9	1:53.193	32.035	42.155	39.003	4	1:51.798	30.836	42.351	38.611
10	1:54.533	30.909	43.107	40.517	5	2:06.149B	30.846	41.786	53.517
11	1:52.467	30.618	42.507	39.342	6	7:10.198	5:49.875	42.007	38.316
12	1:50.813	30.496	41.994	38.323	7	1:49.738	30.601	41.232	37.905
13	2:01.667B	30.615	41.602	49.450	8	1:48.249	30.182	40.553	37.514
14	11:03.298	9:41.871	42.606	38.821	9	1:48.425	30.042	40.645	37.738
15	2:08.115B	30.419	42.404	55.292	10	1:48.148	30.354	40.383	37.411
16	6:11.338	4:50.508	42.197	38.633	11	1:47.565	29.879	40.359	37.327
17	1:51.179	30.865	41.917	38.397	12	1:47.386	29.787	40.218	37.381
18	1:51.287	30.521	42.756	38.010	13	1:47.296	29.658	40.102	37.536
19	1:49.996	30.287	41.400	38.309	14	1:47.428	29.800	40.301	37.327
20	1:50.424	30.614	41.310	38.500	15	1:59.762B	29.827	40.678	49.257
21	1:51.165	30.371	42.244	38.550	16	19:48.502	...	48.634	39.376
22	1:59.646B	30.304	41.307	48.035	17	1:47.665	30.208	40.268	37.189
23	30:39.211	...	44.945	40.767	18	1:46.241	29.656	39.739	36.846
24	1:52.795	31.609	42.457	38.729	19	1:46.462	29.395	40.081	36.986
25	1:50.765	31.060	41.504	38.201	20	1:45.591	29.340	39.617	36.634
26	1:50.315	30.682	41.343	38.290	21	1:46.018	29.372	39.756	36.890
27	1:50.001	30.365	41.275	38.361	22	1:45.880	29.369	39.757	36.754
28	1:50.133	30.551	41.365	38.217	23	2:04.886	32.142	52.350	40.394
29	2:04.786B	30.480	41.473	52.833	24	1:56.700B	29.717	39.866	47.117
30	12:19.079	...	43.679	40.194	25	14:34.870	...	46.330	49.452
31	1:50.565	30.818	41.246	38.501	26	1:46.086	30.010	39.516	36.560
32	1:50.333	30.456	41.203	38.674	27	1:44.856	29.432	39.012	36.412
33	1:50.083	30.316	41.348	38.419	28	1:52.830	29.173	43.797	39.860
34	1:50.561	30.368	42.126	38.067	29	1:44.534	29.320	38.886	36.328
35	2:16.239B	31.880	49.208	55.151	30	1:44.803	29.192	38.991	36.620
36	5:41.906	4:17.579	44.857	39.470	31	2:21.588	44.448	54.175	42.965
37	1:51.185	30.798	41.644	38.743	32	1:45.365	29.372	39.375	36.618
38	1:50.453	30.450	41.529	38.474	33	1:58.630B	30.225	41.178	47.227
39	1:49.639	30.418	41.060	38.161	34	24:17.840	...	43.659	37.742
40	1:52.368	30.632	41.733	40.003	35	1:46.311	29.751	39.638	36.922
41	2:19.945B	34.454	47.767	57.724	36	1:46.009	29.427	39.742	36.840
42	10:04.329	8:38.855	45.182	40.292	37	2:10.880B	31.343	46.952	52.585
43	1:50.747	30.790	41.780	38.177	38	13:51.522B	...	41.166	52.235





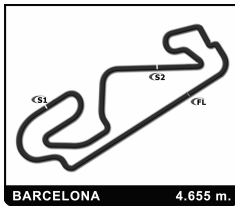
Computerised results and timing service

**BARCELONA-CATALUNYA**  
**FORMULA RENAULT 2.0 EURO CUP**  
**COLLECTIVE TEST 1**

**Chronological Analysis of Performances**

**B** Crossing the finish line in pit lane      **S2** Time from 1st intermediate to 2nd intermediate  
**S1** Time from finish line to 1st intermedia      **S3** Time from 2nd intermediate to finish line      **FY** Full Yellow Flag

Lap	Lap Time	S1	S2	S3	Lap	Lap Time	S1	S2	S3
5	1:51.253	30.560	41.864	38.829					
6	2:16.730 <b>B</b>	30.565	43.912	1:02.253					
7	5:44.128	4:23.026	42.572	38.530					
8	1:49.864	30.743	41.201	37.920					
9	1:49.828	30.407	40.996	38.425					
10	1:50.895	30.754	42.132	38.009					
11	1:48.931	30.442	40.869	37.620					
12	1:51.361	30.182	40.901	40.278					
13	1:53.504	30.347	40.802	42.355					
14	1:50.045	30.295	41.336	38.414					
15	1:48.676	30.214	40.515	37.947					
16	1:56.504 <b>B</b>	30.255	40.845	45.404					
17	27:52.831	...	44.465	39.503					
18	1:49.493	30.596	40.846	38.051					
19	1:49.580	30.416	40.454	38.710					
20	1:48.824	30.157	40.601	38.066					
21	1:48.432	30.101	40.508	37.823					
22	1:48.885	30.220	40.724	37.941					
23	1:48.246	30.225	40.439	37.582					
24	1:48.413	30.020	40.871	37.522					
25	1:59.209 <b>B</b>	30.174	40.782	48.253					
26	24:27.539	...	44.708	39.249					
27	1:50.246	31.100	41.389	37.757					
28	1:49.044	30.494	40.519	38.031					
29	2:00.643 <b>B</b>	30.051	40.740	49.852					
30	9:18.942	7:59.002	41.625	38.315					
31	1:48.920	30.148	40.462	38.310					
32	1:47.746	29.835	40.206	37.705					
33	1:47.539	29.811	40.161	37.567					
34	1:48.600	30.151	40.814	37.635					
35	1:50.253	30.441	41.897	37.915					
36	2:17.876 <b>B</b>	34.621	48.444	54.811					
37	12:39.906	...	41.057	40.058					
38	2:00.220 <b>B</b>	30.189	41.262	48.769					
39	9:34.696	8:12.704	41.901	40.091					
40	1:48.824	30.337	40.657	37.830					
41	1:48.584	30.090	40.342	38.152					
42	1:49.495	30.644	40.617	38.234					
43	1:48.059	30.029	40.393	37.637					
44	1:48.193	30.066	40.434	37.693					
45	1:48.165	30.087	40.384	37.694					
46	1:47.835	29.932	40.363	37.540					
47	1:47.931	30.057	40.293	37.581					
48	1:57.554 <b>B</b>	30.264	40.426	46.864					

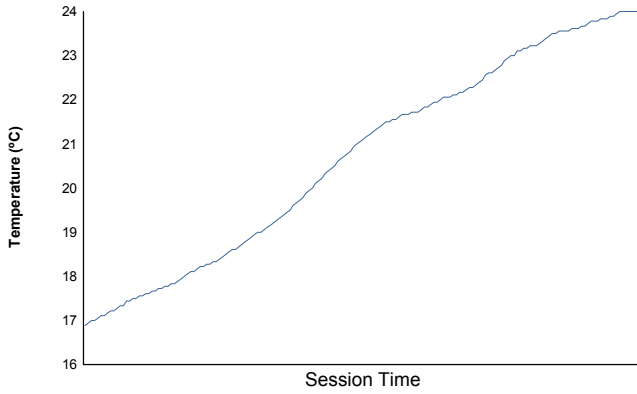


Computerised results and timing service

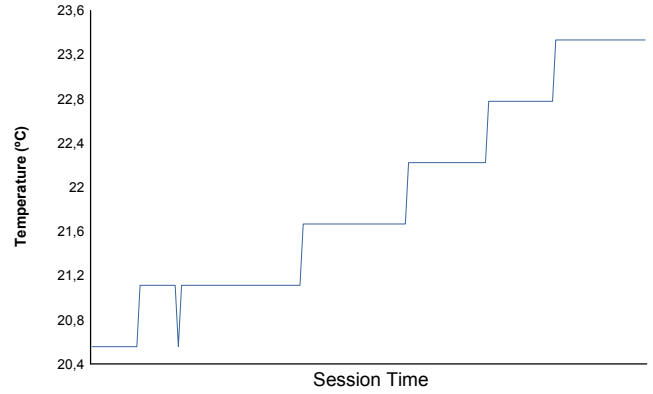
BARCELONA-CATALUNYA  
FORMULA RENAULT 2.0 EUROCU  
COLLECTIVE TEST 1

Weather Report

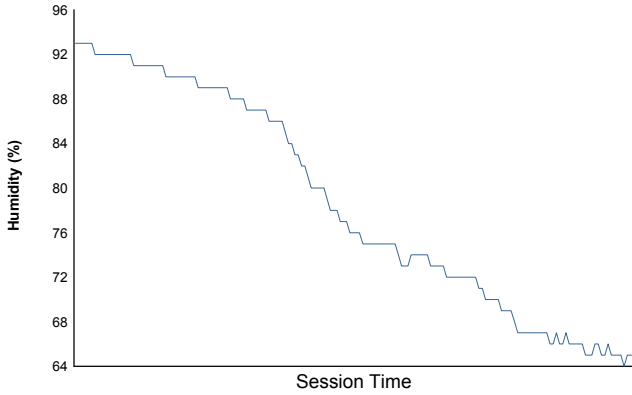
Air Temperature



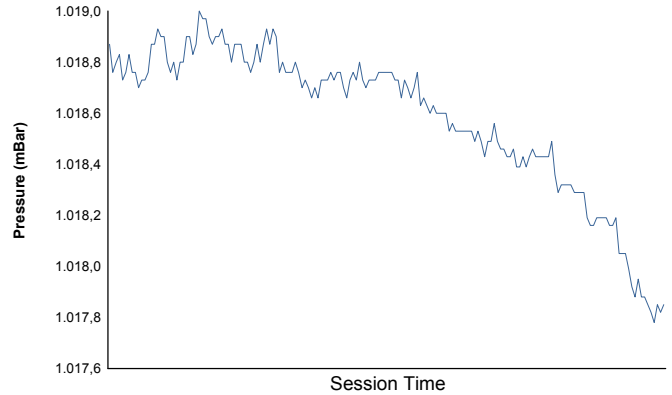
Track Temperature



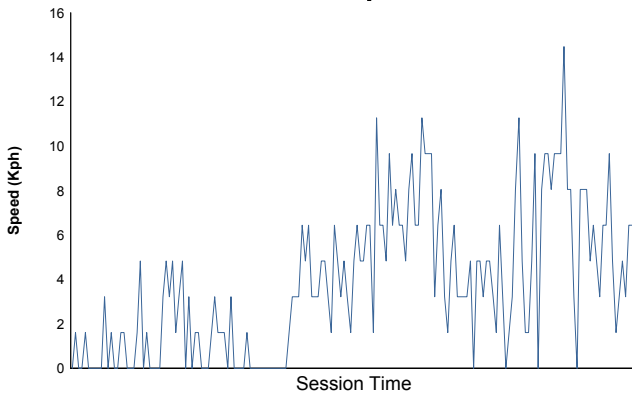
Humidity



Pressure

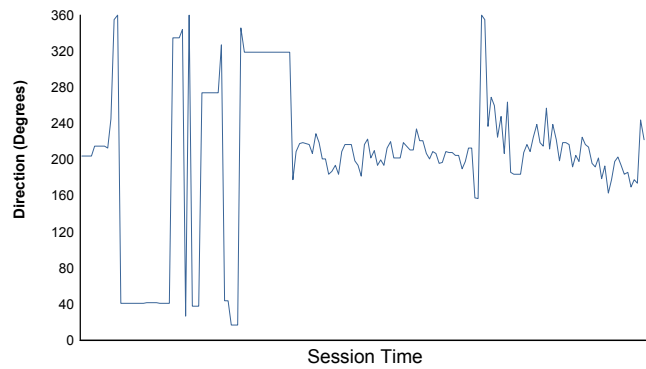


Wind Speed



Wind direction

North = 0°/360° Est = 90° South = 180° West = 270°



Track Status:

**DRY**



Computerised results and timing service

**BARCELONA-CATALUNYA**  
**FORMULA RENAULT 2.0 EUROCUP**  
**COLLECTIVE TEST 2**  
**Classification**

Driver	Nation	ASN	Team	Time	Lap	Total	Gap	Kph
1 24 Steijn SCHOTHORST	NED		MANOR MP MOTORSPORT	<b>1:44.010</b>	34	36	-	161.1
2 16 Levin AMWEG	SUI		ART JUNIOR TEAM	<b>1:44.024</b>	39	40	+0.014	161.1
3 2 Gustav MALJA	SWE		JOSEF KAUFMANN RACING	<b>1:44.046</b>	23	24	+0.036	161.1
4 40 George RUSSELL	GBR		AV FORMULA	<b>1:44.169</b>	33	39	+0.159	160.9
5 9 Martin RUMP	GBR		FORTEC MOTORSPORTS	<b>1:44.293</b>	30	32	+0.283	160.7
6 19 Joffrey DE NARDA	FRA		RC FORMULA	<b>1:44.424</b>	38	45	+0.414	160.5
7 33 Nicolas JAMIN	FRA		PREMA POWERTEAM	<b>1:44.443</b>	35	37	+0.433	160.5
8 32 Damiano FIORAVANTI	ITA		PREMA POWERTEAM	<b>1:44.662</b>	20	41	+0.652	160.1
9 10 Anthoine HUBERT	FRA		TECH 1 RACING	<b>1:44.665</b>	29	34	+0.655	160.1
10 4 Albert COSTA	ESP		KOIRANEN GP	<b>1:44.730</b>	22	23	+0.720	160.0
11 28 Simon GACHET	FRA		ARTA ENGINEERING	<b>1:44.762</b>	20	32	+0.752	160.0
12 31 Max VERSTAPPEN	NED		KTR	<b>1:44.774</b>	18	28	+0.764	159.9
13 7 Matthew GRAHAM	GBR		FORTEC MOTORSPORTS	<b>1:44.795</b>	19	23	+0.785	159.9
14 51 Alex PALOU	ESP		AV FORMULA	<b>1:44.853</b>	14	45	+0.843	159.8
15 30 Gregor RAMSAY	GBR		KTR	<b>1:44.956</b>	26	35	+0.946	159.7
16 6 Erik JOHANSSON	SWE		KOIRANEN GP	<b>1:45.201</b>	39	42	+1.191	159.3
17 41 Matevos ISAAKYAN	RUS		AV FORMULA	<b>1:45.373</b>	41	43	+1.363	159.0
18 1 Tristan VIIDAS	EST		JOSEF KAUFMANN RACING	<b>1:45.854</b>	35	38	+1.844	158.3
19 20 Leonardo PULCINI	ITA		INTERWETTEN.COM RACING	<b>1:45.919</b>	32	35	+1.909	158.2
20 8 Robin HANSSON	SWE		FORTEC MOTORSPORTS	<b>1:45.939</b>	30	34	+1.929	158.2
21 25 Kang LING	CHI		MANOR MP MOTORSPORT	<b>1:45.997</b>	35	37	+1.987	158.1
22 37 Lukas SUNDAHL	SWE		JENZER MOTORSPORT	<b>1:46.180</b>	42	42	+2.170	157.8
23 26 Dennis ANOSHIN	GER		ARTA ENGINEERING	<b>1:46.186</b>	40	42	+2.176	157.8
24 50 Tom LE COQ	FRA		ART JUNIOR TEAM	<b>1:46.223</b>	45	49	+2.213	157.8
25 11 Yasil ROMANOV	RUS		TECH 1 RACING	<b>1:46.306</b>	21	32	+2.296	157.6
26 23 Chris MIDDLEHURST	GBR		MANOR MP MOTORSPORT	<b>1:46.316</b>	26	28	+2.306	157.6
27 34 Jules GOUNON	FRA		PREMA POWERTEAM	<b>1:46.470</b>	18	21	+2.460	157.4
28 22 Max WEINZIERL	AUT		INTERWETTEN.COM RACING	<b>1:47.093</b>	28	29	+3.083	156.5
29 35 Alain VALENTE	SUI		JENZER MOTORSPORT	<b>1:47.326</b>	38	41	+3.316	156.1
30 17 FILIPPI / BAILLY	FRA		RC FORMULA	<b>1:47.333</b>	32	33	+3.323	156.1
31 36 VUADENS / HURNI	SUI		JENZER MOTORSPORT	<b>1:49.161</b>	8	44	+5.151	153.5
<b>Fastest Lap</b>	Lap 34	Steijn SCHOTHORST		<b>1:44.010</b>				161.1 Kph
<b>Circuit Record Lap</b>	19/10/2013	Nyck DE VRIES		<b>1:44.856</b>				159.8 Kph
<b>Circuit Best Lap</b>	19/10/2013	Nyck DE VRIES		<b>1:42.633</b>				163.3 Kph

Published at: .....

Track Status: **DRY**

<b>Race Director:</b>	<b>Timekeeper:</b>
-----------------------	--------------------



**FORMULA RENAULT 2.0 EUROCUP**  
BARCELONA-CATALUNYA  
COLLECTIVE TEST 2

Classification by Class

Nr.	Driver	Nat	Team	Car	Time	Lap	Total	Gap	Kph	
<b>ROOKIES</b>										
1	9 Martin RUMP	GBR	FORTEC MOTORSPORTS		<b>1:44.293</b>	30	32		<b>160.7</b>	
2	10 Anthoine HUBERT	FRA	TECH 1 RACING		<b>1:44.665</b>	29	34	+0.372	+0.372	<b>160.1</b>
3	31 Max VERSTAPPEN	NED	KTR		<b>1:44.774</b>	18	28	+0.481	+0.109	<b>159.9</b>
4	6 Erik JOHANSSON	SWE	KOIRANEN GP		<b>1:45.201</b>	39	42	+0.908	+0.427	<b>159.3</b>
5	1 Tristan VIIDAS	EST	JOSEF KAUFMANN RACING		<b>1:45.854</b>	35	38	+1.561	+0.653	<b>158.3</b>
6	20 Leonardo PULCINI	ITA	INTERWETTEN.COM RACING		<b>1:45.919</b>	32	35	+1.626	+0.065	<b>158.2</b>
7	37 Lukas SUNDAHL	SWE	JENZER MOTORSPORT		<b>1:46.180</b>	42	42	+1.887	+0.261	<b>157.8</b>
8	26 Dennis ANOSHIN	GER	ARTA ENGINEERING		<b>1:46.186</b>	40	42	+1.893	+0.006	<b>157.8</b>
9	50 Tom LE COQ	FRA	ART JUNIOR TEAM		<b>1:46.223</b>	45	49	+1.930	+0.037	<b>157.8</b>
10	23 Chris MIDDLEHURST	GBR	MANOR MP MOTORSPORT		<b>1:46.316</b>	26	28	+2.023	+0.093	<b>157.6</b>
11	34 Jules GOUNON	FRA	PREMA POWERTEAM		<b>1:46.470</b>	18	21	+2.177	+0.154	<b>157.4</b>

Published at: .....

Stewards:	Timekeeper:
-----------	-------------



Computerised results and timing service

**BARCELONA-CATALUNYA**  
**FORMULA RENAULT 2.0 EURO CUP**  
**COLLECTIVE TEST**  
**Classification**

Driver	NAT	ASN	Team	Session 1		Session 2		Time	Gap		
				Time	Lap	Time	Lap				
1 2	Gustav	MALIA	SWE	JOSEF KAUFMANN RACING	1:43.957	23	1:44.046	23	1:43.957		
2 24	Steijn	SCHOTHORST	NED	MANOR MP MOTORSPORT	1:44.878	19	1:44.010	34	1:44.010	+0.053	+0.053
3 16	Levin	AMWEG	SUI	ART JUNIOR TEAM	1:44.988	41	1:44.024	39	1:44.024	+0.067	+0.014
4 40	George	RUSSELL	GBR	AV FORMULA	1:44.534	29	1:44.169	33	1:44.169	+0.212	+0.145
5 9	Martin	RUMP	GBR	FORTEC MOTORSPORTS	1:45.347	30	1:44.293	30	1:44.293	+0.336	+0.124
6 19	Joffrey	DE NARDA	FRA	RC FORMULA	1:45.518	37	1:44.424	38	1:44.424	+0.467	+0.131
7 33	Nicolas	JAMIN	FRA	PREMA POWERTEAM	1:45.103	26	1:44.443	35	1:44.443	+0.486	+0.019
8 31	Max	VERSTAPPEN	NED	KTR	1:44.634	34	1:44.774	18	1:44.634	+0.677	+0.191
9 32	Damiano	FIORAVANTI	ITA	PREMA POWERTEAM	1:45.701	37	1:44.662	20	1:44.662	+0.705	+0.028
10 10	Anthoine	HUBERT	FRA	TECH 1 RACING	1:45.476	40	1:44.665	29	1:44.665	+0.708	+0.003
11 4	Albert	COSTA	ESP	KOIRANEN GP	1:44.976	28	1:44.730	22	1:44.730	+0.773	+0.065
12 28	Simon	GACHET	FRA	ARTA ENGINEERING	1:45.539	38	1:44.762	20	1:44.762	+0.805	+0.032
13 7	Matthew	GRAHAM	GBR	FORTEC MOTORSPORTS	1:45.966	42	1:44.795	19	1:44.795	+0.838	+0.033
14 51	Alex	PALOU	ESP	AV FORMULA	1:47.539	33	1:44.853	14	1:44.853	+0.896	+0.058
15 30	Gregor	RAMSAY	GBR	KTR	1:45.074	46	1:44.956	26	1:44.956	+0.999	+0.103
16 6	Erik	JOHANSSON	SWE	KOIRANEN GP	1:46.495	47	1:45.201	39	1:45.201	+1.244	+0.245
17 41	Matevos	ISAAKYAN	RUS	AV FORMULA	1:46.692	19	1:45.373	41	1:45.373	+1.416	+0.172
18 17	FILIPPI /	BAILLY	FRA	RC FORMULA	1:45.477	26	1:47.333	32	1:45.477	+1.520	+0.104
19 26	Dennis	ANOSHIN	GER	ARTA ENGINEERING	1:45.667	39	1:46.186	40	1:45.667	+1.710	+0.190
20 1	Tristan	VILDAS	EST	JOSEF KAUFMANN RACING	1:47.927	27	1:45.854	35	1:45.854	+1.897	+0.187
21 20	Leonardo	PULCINI	ITA	INTERWETTEN.COM RACING	1:49.258	31	1:45.919	32	1:45.919	+1.962	+0.065
22 8	Robin	HANSSON	SWE	FORTEC MOTORSPORTS	1:46.848	25	1:45.939	30	1:45.939	+1.982	+0.020
23 25	Kang	LING	CHI	MANOR MP MOTORSPORT	1:47.414	28	1:45.997	35	1:45.997	+2.040	+0.058
24 37	Lukas	SUNDAHL	SWE	JENZER MOTORSPORT	1:48.774	46	1:46.180	42	1:46.180	+2.223	+0.183
25 50	Tom	LE COQ	FRA	ART JUNIOR TEAM	1:47.880	47	1:46.223	45	1:46.223	+2.266	+0.043
26 11	Vasili	ROMANOV	RUS	TECH 1 RACING	1:48.071	35	1:46.306	21	1:46.306	+2.349	+0.083
27 23	Chris	MIDDLEHURST	GBR	MANOR MP MOTORSPORT	1:47.280	36	1:46.316	26	1:46.316	+2.359	+0.010
28 34	Jules	GOUNON	FRA	PREMA POWERTEAM	1:46.828	27	1:46.470	18	1:46.470	+2.513	+0.154
29 22	Max	WEINZIERL	AUT	INTERWETTEN.COM RACING	1:49.214	27	1:47.093	28	1:47.093	+3.136	+0.623
30 35	Alain	VALENTE	SUI	JENZER MOTORSPORT	1:49.170	33	1:47.326	38	1:47.326	+3.369	+0.233
31 36	VUADENS /	HURNI	SUI	JENZER MOTORSPORT	1:49.507	46	1:49.161	8	1:49.161	+5.204	+1.835

Published at: .....

Race Director:	Timekeeper:
----------------	-------------





Computerised results and timing service

**BARCELONA-CATALUNYA**  
**FORMULA RENAULT 2.0 EUROCUP**  
**COLLECTIVE TEST 2**  
**Best Partial Times**
**IT** Ideal Lap Time, sum of the best partial times

**BT** Best Lap Time

		<b>S1</b>		<b>S2</b>		<b>S3</b>				<b>IT</b>	<b>BT</b>	
<b>Pos</b>	<b>Driver</b>	<b>Time</b>	<b>Driver</b>	<b>Time</b>	<b>Driver</b>	<b>Time</b>	<b>Pos</b>	<b>Driver</b>				
1	9 M.RUMP	29.000	24 S.SCHOTHORST	38.760	16 L.AMWEG	36.022	1	L.AMWEG	1'43.823	1:44.024	(2)	
2	16 L.AMWEG	29.032	2 G.MALJA	38.765	24 S.SCHOTHORST	36.066	2	S.SCHOTHORST	1'43.879	1:44.010	(1)	
3	32 D.FIORAVANTI	29.047	16 L.AMWEG	38.769	40 G.RUSSELL	36.094	3	G.MALJA	1'43.987	1:44.046	(3)	
4	24 S.SCHOTHORST	29.053	40 G.RUSSELL	38.847	33 N.JAMIN	36.107	4	G.RUSSELL	1'44.060	1:44.169	(4)	
5	2 G.MALJA	29.093	19 J.DE NARDA	38.884	2 G.MALJA	36.129	5	M.RUMP	1'44.113	1:44.293	(5)	
6	40 G.RUSSELL	29.119	33 N.JAMIN	38.932	19 J.DE NARDA	36.152	6	N.JAMIN	1'44.227	1:44.443	(7)	
7	33 N.JAMIN	29.188	9 M.RUMP	38.949	9 M.RUMP	36.164	7	J.DE NARDA	1'44.251	1:44.424	(6)	
8	10 A.HUBERT	29.195	32 D.FIORAVANTI	38.997	51 A.PALOU	36.178	8	D.FIORAVANTI	1'44.430	1:44.662	(8)	
9	31 M.VERSTAPPEN	29.210	10 A.HUBERT	39.023	28 S.GACHET	36.231	9	A.HUBERT	1'44.482	1:44.665	(9)	
10	19 J.DE NARDA	29.215	7 M.GRAHAM	39.075	10 A.HUBERT	36.264	10	M.VERSTAPPEN	1'44.609	1:44.774	(12)	
11	4 A.COSTA	29.221	31 M.VERSTAPPEN	39.094	7 M.GRAHAM	36.283	11	M.GRAHAM	1'44.617	1:44.795	(13)	
12	28 S.GACHET	29.253	6 E.JOHANSSON	39.106	31 M.VERSTAPPEN	36.305	12	A.PALOU	1'44.643	1:44.853	(14)	
13	7 M.GRAHAM	29.259	51 A.PALOU	39.126	41 M.ISAAYAN	36.316	13	A.COSTA	1'44.730	1:44.730	(10)	
14	51 A.PALOU	29.339	4 A.COSTA	39.168	4 A.COSTA	36.341	14	S.GACHET	1'44.748	1:44.762	(11)	
15	30 G.RAMSAY	29.352	30 G.RAMSAY	39.201	30 G.RAMSAY	36.355	15	G.RAMSAY	1'44.908	1:44.956	(15)	
16	1 T.VIIDAS	29.377	28 S.GACHET	39.264	32 D.FIORAVANTI	36.386	16	E.JOHANSSON	1'45.025	1:45.201	(16)	
17	6 E.JOHANSSON	29.395	41 M.ISAAYAN	39.384	6 E.JOHANSSON	36.524	17	M.ISAAYAN	1'45.106	1:45.373	(17)	
18	41 M.ISAAYAN	29.406	1 T.VIIDAS	39.455	8 R.HANSSON	36.583	18	T.VIIDAS	1'45.553	1:45.854	(18)	
19	26 D.ANOSHIN	29.406	20 L.PULCINI	39.527	25 K.LING	36.675	19	D.ANOSHIN	1'45.713	1:46.186	(23)	
20	50 T.LE COQ	29.436	26 D.ANOSHIN	39.530	11 V.ROMANOV	36.707	20	K.LING	1'45.772	1:45.997	(21)	
21	25 K.LING	29.447	23 C.MIDDLEHURST	39.626	20 L.PULCINI	36.708	21	R.HANSSON	1'45.865	1:45.939	(20)	
22	8 R.HANSSON	29.568	11 V.ROMANOV	39.638	1 T.VIIDAS	36.721	22	L.PULCINI	1'45.919	1:45.919	(19)	
23	37 L.SUNDAHL	29.628	25 K.LING	39.650	50 T.LE COQ	36.747	23	V.ROMANOV	1'46.038	1:46.306	(25)	
24	17 FILIPPI / BAILLY	29.653	8 R.HANSSON	39.714	34 J.GOUNON	36.760	24	T.LE COQ	1'46.117	1:46.223	(24)	
25	23 C.MIDDLEHURST	29.677	37 L.SUNDAHL	39.719	26 D.ANOSHIN	36.777	25	L.SUNDAHL	1'46.180	1:46.180	(22)	
26	20 L.PULCINI	29.684	34 J.GOUNON	39.737	37 L.SUNDAHL	36.833	26	J.GOUNON	1'46.214	1:46.470	(27)	
27	11 V.ROMANOV	29.693	50 T.LE COQ	39.934	23 C.MIDDLEHURST	36.915	27	C.MIDDLEHURST	1'46.218	1:46.316	(26)	
28	34 J.GOUNON	29.717	17 FILIPPI / BAILLY	39.942	35 A.VALENTE	36.945	28	FILIPPI / BAILLY	1'46.690	1:47.333	(30)	
29	22 M.WEINZIERL	29.729	22 M.WEINZIERL	40.184	17 FILIPPI / BAILLY	37.095	29	M.WEINZIERL	1'47.029	1:47.093	(28)	
30	35 A.VALENTE	29.810	35 A.VALENTE	40.443	22 M.WEINZIERL	37.116	30	A.VALENTE	1'47.198	1:47.326	(29)	
31	36 VUADENS / HURN	30.281	36 VUADENS / HURN	40.969	36 VUADENS / HURN	37.876	31	VUADENS / HURNI	1'49.126	1:49.161	(31)	



Computerised results and timing service

**BARCELONA-CATALUNYA**  
**FORMULA RENAULT 2.0 EUROCUP**  
**COLLECTIVE TEST 2**  
**Fastest Laps Sequence**

Practice Time	Driver	Nation	Time	Kph	Driver's Lap
7:24.626	41 Matevos ISAAKYAN	RUS	1:49.383	153.2	2
9:12.319	41 Matevos ISAAKYAN	RUS	1:47.693	155.6	3
10:59.743	41 Matevos ISAAKYAN	RUS	1:47.424	156.0	4
12:46.783	41 Matevos ISAAKYAN	RUS	1:47.040	156.6	5
14:33.616	41 Matevos ISAAKYAN	RUS	1:46.833	156.9	6
22:58.972	16 Levin AMWEG	SUI	1:45.776	158.4	4
26:34.302	16 Levin AMWEG	SUI	1:45.671	158.6	6
28:51.988	41 Matevos ISAAKYAN	RUS	1:45.617	158.7	10
46:03.099	32 Damiano FIORAVANTI	ITA	1:45.470	158.9	11
47:48.303	32 Damiano FIORAVANTI	ITA	1:45.204	159.3	12
49:29.879	33 Nicolas JAMIN	FRA	1:44.981	159.6	9
49:32.161	51 Alex PALOU	ESP	1:44.853	159.8	14
1:11:07.778	33 Nicolas JAMIN	FRA	1:44.617	160.2	14
1:50:49.581	16 Levin AMWEG	SUI	1:44.412	160.5	25
1:52:55.209	24 Steijn SCHOTHORST	NED	1:44.099	161.0	20
2:34:47.797	2 Gustav MALJA	SWE	1:44.046	161.1	23
2:56:02.554	24 Steijn SCHOTHORST	NED	1:44.010	161.1	34



Computerised results and timing service

**BARCELONA-CATALUNYA**  
**FORMULA RENAULT 2.0 EURO CUP**  
**COLLECTIVE TEST 2**

**Chronological Analysis of Performances**

**B** Crossing the finish line in pit lane  
**S1** Time from finish line to 1st intermediate  
**S2** Time from 1st intermediate to 2nd intermediate  
**S3** Time from 2nd intermediate to finish line  
**FY** Full Yellow Flag

Lap	Lap Time	S1	S2	S3	Lap	Lap Time	S1	S2	S3
<b>1</b> <b>Tristan VIIDAS</b> EST JOSEF KAUFMANN RACING					6	1:50.849B	29.530	39.166	42.153
1	14:52.804	...	42.867	39.787	7	10:53.698	9:23.925	43.254	46.519
2	1:49.522	30.442	41.197	37.883	8	1:46.277	29.822	39.649	36.806
3	1:48.865	30.316	40.847	37.702	9	1:45.561	29.283	39.665	36.613
4	1:48.878	30.203	41.076	37.599	10	1:45.639	29.507	39.512	36.620
5	2:05.498B	30.282	40.998	54.218	11	1:45.273	29.319	39.501	36.453
6	5:26.187	4:06.291	41.837	38.059	12	1:45.345	29.316	39.452	36.577
7	1:49.504	31.747	40.601	37.156	13	1:49.426B	29.341	39.437	40.648
8	1:46.963	29.935	39.930	37.098	14	11:07.239	9:47.642	41.896	37.701
9	1:46.096	29.581	39.682	36.833	15	1:45.062	29.576	39.313	36.173
10	2:15.813B	35.322	45.614	54.877	16	1:44.875	29.240	39.081	36.554
11	15:50.384	...	42.135	40.832	17	2:02.097B	29.269	39.214	53.614
12	1:48.696	29.964	40.014	38.718	18	13:28.442	...	43.198	39.340
13	1:46.505	29.604	39.892	37.009	19	1:44.453	29.368	38.803	36.282
14	1:51.325	32.763	41.623	36.939	20	1:44.180	29.194	38.857	36.129
15	1:46.146	29.586	39.661	36.899	21	1:47.811	29.231	40.023	38.557
16	1:46.082	29.504	39.828	36.750	22	1:44.285	29.250	38.904	36.131
17	1:46.428	29.652	39.811	36.965	23	1:44.046	29.093	38.765	36.188
18	1:46.388	29.455	39.797	37.136	24	1:55.187B	29.958	40.887	44.342
19	2:01.700B	29.487	39.841	52.372	<b>4</b> <b>Albert COSTA</b> ESP KOIRANEN GP				
20	45:03.661	...	41.411	37.461	1	1:28:06.902	...	50.097	43.755
21	1:48.345	30.325	40.518	37.502	2	2:08.122	38.182	48.577	41.363
22	1:47.008	29.579	40.100	37.329	3	1:47.856	30.309	40.462	37.085
23	1:46.833	29.700	39.805	37.328	4	1:46.705	29.671	40.064	36.970
24	1:47.326	29.821	40.175	37.330	5	1:46.516	29.576	39.895	37.045
25	1:47.418	29.637	40.518	37.263	6	1:46.476	29.592	39.946	36.938
26	2:01.917B	29.697	40.354	51.866	7	1:47.026	29.620	39.905	37.501
27	8:33.610	7:11.359	43.731	38.520	8	1:46.829	29.644	40.015	37.170
28	2:02.544B	30.083	39.959	52.502	9	1:46.461	29.596	39.996	36.869
29	11:41.566	...	45.539	40.685	10	1:46.836	29.597	40.026	37.213
30	1:49.936	30.177	40.167	39.592	11	1:55.440B	30.585	42.199	42.656
31	1:46.071	29.690	39.660	36.721	12	37:49.166	...	52.211	45.948
32	1:46.789	29.542	40.159	37.088	13	2:36.626	46.189	59.045	51.392
33	1:46.375	29.565	39.777	37.033	14	1:56.594	37.855	41.332	37.407
34	1:49.505	29.520	39.455	40.530	15	1:46.735	29.693	39.937	37.105
35	1:45.854	29.449	39.611	36.794	16	1:47.021	29.773	40.054	37.194
36	1:46.036	29.514	39.744	36.778	17	1:52.446B	30.143	40.254	42.049
37	1:46.055	29.460	39.752	36.843	18	15:46.547	...	46.694	41.051
38	2:04.862B	29.377	39.691	55.794	19	1:49.789	30.199	40.014	39.576
<b>2</b> <b>Gustav MALJA</b> SWE JOSEF KAUFMANN RACING					20	1:45.235	29.419	39.343	36.473
1	1:25:33.158	...	41.704	37.421	21	1:44.992	29.241	39.253	36.498
2	1:45.384	29.644	39.404	36.336	22	1:44.730	29.221	39.168	36.341
3	1:44.891	29.355	39.316	36.220	23	2:10.520B	33.080	45.676	51.764
4	1:44.885	29.223	39.174	36.488	<b>6</b> <b>Erik JOHANSSON</b> SWE KOIRANEN GP				
5	1:44.921	29.239	39.264	36.418	1	27:47.267	...	42.936	38.705



Computerised results and timing service

**BARCELONA-CATALUNYA**  
**FORMULA RENAULT 2.0 EURO CUP**  
**COLLECTIVE TEST 2**

**Chronological Analysis of Performances**

					B Crossing the finish line in pit lane		S2 Time from 1st intermediate to 2nd intermediate			
					S1 Time from finish line to 1st intermedia		S3 Time from 2nd intermediate to finish line		FY Full Yellow Flag	
Lap	Lap Time	S1	S2	S3	Lap	Lap Time	S1	S2	S3	
2	1:48.908	30.790	40.515	37.603	6	1:46.224	29.553	39.785	36.886	
3	1:47.152	29.904	39.961	37.287	7	1:59.425B	29.533	40.152	49.740	
4	1:46.674	29.783	39.739	37.152	8	33:00.397	...	43.409	38.808	
5	2:07.171B	32.966	44.697	49.508	9	1:46.653	29.874	39.835	36.944	
6	7:02.178	5:40.721	41.105	40.352	10	1:46.215	29.673	39.822	36.720	
7	1:47.261	29.997	40.210	37.054	11	1:51.836	29.446	39.730	42.660	
8	1:47.658	29.740	40.384	37.534	12	1:46.678	29.986	39.721	36.971	
9	1:47.814	30.644	40.037	37.133	13	1:46.116	29.560	39.652	36.904	
10	1:46.670	29.839	39.735	37.096	14	1:45.987	29.396	39.700	36.891	
11	1:48.264	29.894	40.899	37.471	15	1:56.790B	29.579	40.281	46.930	
12	1:48.573	29.700	41.104	37.769	16	43:27.509	...	45.134	39.505	
13	1:51.673B	29.810	40.009	41.854	17	1:45.794	29.935	39.371	36.488	
14	10:39.325	9:17.998	42.290	39.037	18	1:45.361	29.510	39.568	36.283	
15	1:48.847	29.990	40.542	38.315	19	1:44.795	29.393	39.075	36.327	
16	1:47.716	29.944	40.190	37.582	20	1:50.643	29.259	39.268	42.116	
17	1:47.482	29.955	40.133	37.394	21	1:45.136	29.397	39.251	36.488	
18	1:55.621B	29.891	41.255	44.475	22	1:45.385	29.403	39.454	36.528	
19	31:15.909	...	43.709	40.074	23	1:59.198B	30.249	40.159	48.790	
20	1:51.926	29.920	43.834	38.172	<b>8 Robin HANSSON</b> SWE					
21	1:45.985	29.825	39.514	36.646	FORTEC MOTORSPORTS					
22	1:45.689	29.550	39.298	36.841	1	43:18.566	...	53.636	39.443	
23	1:53.152	32.493	42.562	38.097	2	1:49.982	30.854	41.411	37.717	
24	1:45.443	29.629	39.290	36.524	3	1:50.215	30.185	41.118	38.912	
25	1:45.481	29.463	39.397	36.621	4	1:48.838	30.056	40.943	37.839	
26	1:48.234	29.940	39.858	38.436	5	1:49.367	30.305	41.000	38.062	
27	1:52.491B	30.298	39.936	42.257	6	1:48.797	30.268	40.887	37.642	
28	29:32.098	...	41.700	37.603	7	1:49.338	30.234	41.002	38.102	
29	1:47.093	30.026	39.992	37.075	8	2:04.059B	33.467	43.760	46.832	
30	1:46.832	29.821	39.914	37.097	9	6:39.826	5:06.735	50.657	42.434	
31	1:46.634	29.779	39.781	37.074	10	1:56.013	35.368	43.472	37.173	
32	1:46.808	29.745	39.807	37.256	11	1:46.474	29.643	40.030	36.801	
33	1:53.418B	29.866	40.083	43.469	12	1:46.190	29.568	39.901	36.721	
34	8:16.685	6:55.039	44.143	37.503	13	2:00.909	35.089	47.344	38.476	
35	1:46.024	29.701	39.525	36.798	14	1:46.641	29.669	40.177	36.795	
36	1:52.250	30.410	42.320	39.520	15	1:46.241	29.647	40.011	36.583	
37	1:45.594	29.653	39.320	36.621	16	1:52.923B	29.688	40.200	43.035	
38	1:45.518	29.547	39.232	36.739	17	41:42.712	...	45.481	39.752	
39	1:45.201	29.507	39.106	36.588	18	1:47.968	30.510	40.229	37.229	
40	1:45.245	29.470	39.169	36.606	19	1:48.061	29.822	40.629	37.610	
41	1:47.897	29.395	41.152	37.350	20	1:49.599	31.625	40.424	37.550	
42	2:05.091B	29.570	41.578	53.943	21	1:47.800	29.817	40.460	37.523	
<b>7 Matthew GRAHAM</b> GBR					22	1:47.412	29.752	40.359	37.301	
FORTEC MOTORSPORTS					23	2:03.137B	29.722	41.261	52.154	
1	52:07.846	...	45.089	39.597	24	28:21.089	...	54.382	43.980	
2	1:47.286	29.958	40.236	37.092	25	2:00.318	38.043	45.301	36.974	
3	1:59.178B	30.155	40.946	48.077	26	1:46.553	29.913	40.047	36.593	
4	3:42.210	2:18.023	40.570	43.617	27	1:46.588	29.789	40.011	36.788	
5	1:48.139	29.605	41.792	36.742	28	1:47.090	29.821	40.267	37.002	





Computerised results and timing service

**BARCELONA-CATALUNYA**  
**FORMULA RENAULT 2.0 EURO CUP**  
**COLLECTIVE TEST 2**

**Chronological Analysis of Performances**

Lap	Lap Time	S1	S2	S3	Lap	Lap Time	S1	S2	S3
18	1:48.673	30.475	40.696	37.502	32	1:44.370	29.197	38.769	36.404
19	1:47.383	30.285	40.097	37.001	33	2:04.243	34.666	49.082	40.495
20	1:46.541	29.923	39.872	36.746	34	1:44.249	29.236	38.870	36.143
21	1:46.306	29.769	39.830	36.707	35	1:51.227	29.078	38.769	43.380
22	1:46.546	29.791	39.638	37.117	36	1:51.330B	29.195	39.013	43.122
23	1:46.389	29.693	39.849	36.847	37	3:12.368	1:52.772	41.856	37.740
24	2:05.985	29.706	51.848	44.431	38	1:44.351	29.189	38.976	36.186
25	1:47.342	29.731	40.693	36.918	39	1:44.024	29.143	38.859	36.022
26	2:03.928B	29.910	43.155	50.863	40	2:05.953B	29.032	40.906	56.015
27	34:20.286	...	46.238	38.366					
28	1:53.683	31.305	42.057	40.321					
29	1:48.117	30.277	40.536	37.304					
30	1:47.508	30.045	40.356	37.107					
31	1:47.194	30.032	40.180	36.982					
32	1:47.107	29.932	40.117	37.058					

16 Levin AMWEG SUI ART JUNIOR TEAM				
1	17:38.971	...	41.793	39.327
2	1:47.057	29.956	40.040	37.061
3	1:47.168	29.552	39.717	37.899
4	1:45.776	29.686	39.584	36.506
5	1:49.659	29.505	42.265	37.889
6	1:45.671	29.538	39.503	36.630
7	1:45.738	29.491	39.472	36.775
8	1:49.938B	29.540	39.780	40.618
9	30:08.078	...	42.397	37.492
10	1:46.936	30.040	39.924	36.972
11	1:46.369	29.578	39.956	36.835
12	1:46.171	29.511	39.680	36.980
13	1:46.936	29.723	40.135	37.078
14	1:45.866	29.548	39.545	36.773
15	1:48.844B	29.426	39.513	39.905
16	11:55.500	...	40.565	38.295
17	1:46.045	29.740	39.517	36.788
18	1:46.055	29.561	39.581	36.913
19	1:46.063	29.532	39.573	36.958
20	1:54.034B	31.750	40.479	41.805
21	13:35.421	...	40.342	40.659
22	1:53.157	33.403	41.657	38.097
23	1:44.838	29.395	39.128	36.315
24	1:44.878	29.186	39.248	36.444
25	1:44.412	29.301	38.944	36.167
26	1:49.304	29.230	39.086	40.988
27	1:44.576	29.318	38.917	36.341
28	1:52.283B	30.053	39.858	42.372
29	42:07.741	...	45.163	40.435
30	1:44.838	29.493	39.157	36.188
31	1:44.310	29.401	38.840	36.069

17 FILIPPI / BAILLY FRA RC FORMULA				
1	27:12.178	...	43.446	40.206
2	1:49.912	31.072	40.963	37.877
3	2:37.522B	31.007	40.763	1:25.752
4	10:36.185	9:16.680	41.453	38.052
5	1:49.694	30.731	41.036	37.927
6	1:48.441	30.236	40.592	37.613
7	1:52.316	33.398	40.861	38.057
8	1:48.664	30.015	41.051	37.598
9	1:48.723	30.721	40.444	37.558
10	1:48.958	29.827	40.816	38.315
11	2:02.308B	29.816	42.310	50.182
12	33:16.214	...	42.264	38.730
13	1:51.536	31.469	41.893	38.174
14	1:49.227	30.604	40.587	38.036
15	1:48.665	30.211	40.623	37.831
16	1:48.580	30.219	40.531	37.830
17	1:48.576	30.024	40.867	37.685
18	1:48.304	30.090	40.496	37.718
19	1:48.670	30.146	40.668	37.856
20	1:59.370B	30.265	40.985	48.120
21	12:10.152	...	43.900	39.447
22	1:48.848	30.464	40.873	37.511
23	1:47.636	29.985	40.378	37.273
24	1:47.360	29.957	40.143	37.260
25	1:47.338	29.930	40.313	37.095
26	1:54.680B	29.653	40.069	44.958
27	19:24.224	...	45.674	39.829
28	1:53.087	31.847	42.884	38.356
29	1:48.452	30.278	40.705	37.469
30	1:47.451	30.412	39.942	37.097
31	1:47.353	29.968	40.164	37.221
32	1:47.333	29.965	40.219	37.149
33	1:57.132B	29.929	40.423	46.780

19 Joffrey DE NARDA FRA RC FORMULA				
1	11:14.240	9:54.798	41.675	37.767



Computerised results and timing service

**BARCELONA-CATALUNYA**  
**FORMULA RENAULT 2.0 EURO CUP**  
**COLLECTIVE TEST 2**

**Chronological Analysis of Performances**

					B Crossing the finish line in pit lane		S2 Time from 1st intermediate to 2nd intermediate				
					S1 Time from finish line to 1st intermedia		S3 Time from 2nd intermediate to finish line		FY Full Yellow Flag		
Lap	Lap Time	S1	S2	S3	Lap	Lap Time	S1	S2	S3		
2	1:49.090	30.302	40.696	38.092	3	1:58.376B	30.467	40.552	47.357		
3	1:48.846	29.801	40.959	38.086	4	8:45.150	7:12.950	53.000	39.200		
4	1:47.753	29.810	40.185	37.758	5	1:48.642	30.594	40.650	37.398		
5	1:55.009B	29.883	40.207	44.919	6	1:47.884	30.135	40.383	37.366		
6	5:37.412	4:19.781	40.484	37.147	7	1:48.120	30.276	40.301	37.543		
7	1:46.399	29.722	39.757	36.920	8	1:48.129	30.051	40.467	37.611		
8	1:46.309	29.529	39.924	36.856	9	1:47.294	30.128	39.994	37.172		
9	1:46.544	29.512	39.795	37.237	10	1:47.527	30.160	40.165	37.202		
10	1:46.803	29.540	39.922	37.341	11	1:56.435B	29.850	40.276	46.309		
11	1:46.778	30.013	39.987	36.778	12	38:56.162	...	45.756	40.878		
12	2:01.167B	31.824	42.132	47.211	13	1:49.254	30.596	40.752	37.906		
13	8:36.274	7:18.869	40.291	37.114	14	2:50.935	38.100	1:31.698	41.137		
14	1:56.265	29.644	44.633	41.988	15	1:49.017	30.843	40.824	37.350		
15	1:47.053	29.676	40.225	37.152	16	1:48.063	30.162	40.400	37.501		
16	1:46.514	29.601	40.010	36.903	17	2:47.185	1:23.532	46.125	37.528		
17	1:46.676	29.581	40.035	37.060	18	1:47.897	30.291	40.344	37.262		
18	1:54.400B	29.577	40.237	44.586	19	1:55.528B	30.264	40.748	44.516		
19	35:55.793	...	41.712	37.660	20	8:38.705	7:15.360	44.165	39.180		
20	1:46.726	29.929	39.873	36.924	21	1:49.212	30.693	40.948	37.571		
21	1:46.118	29.711	39.532	36.875	22	1:51.471	31.612	42.214	37.645		
22	1:50.526	29.533	39.655	41.338	23	1:53.063	30.487	43.172	39.404		
23	1:45.498	29.451	39.538	36.509	24	1:48.482	30.318	40.832	37.332		
24	1:46.190	29.381	39.550	37.259	25	1:48.509	30.287	40.658	37.564		
25	1:45.790	29.407	39.577	36.806	26	1:48.534	30.374	40.704	37.456		
26	1:45.787	29.376	39.619	36.792	27	2:37.815B	33.211	1:02.327	1:02.277		
27	1:58.727B	29.989	40.984	47.754	28	26:13.942	...	44.379	37.727		
28	10:38.179	9:20.039	40.170	37.970	29	1:47.335	30.237	39.960	37.138		
29	1:46.465	29.874	39.734	36.857	30	1:47.586	30.378	40.176	37.032		
30	1:46.437	29.551	39.844	37.042	31	1:46.695	30.008	39.845	36.842		
31	1:46.810	29.443	39.886	37.481	32	1:45.919	29.684	39.527	36.708		
32	1:46.470	29.561	39.961	36.948	33	1:48.268	29.902	39.951	38.415		
33	1:46.830	29.729	40.072	37.029	34	1:47.413	29.936	40.158	37.319		
34	1:54.927B	29.641	41.646	43.640	35	2:04.665B	32.140	46.575	45.950		
35	33:00.668	...	43.657	36.750	<b>22</b> Max WEINZIERL INTERWETTEN.COM RACING						AUT
36	1:45.959	29.658	39.193	37.108							
37	1:44.824	29.540	39.132	36.152	1	17:27.883	...	46.125	40.571		
38	1:44.424	29.230	38.884	36.310	2	1:53.251	31.606	42.509	39.136		
39	1:44.729	29.229	39.010	36.490	3	1:53.457	30.586	43.145	39.726		
40	1:44.664	29.215	38.986	36.463	4	1:49.098	30.201	41.022	37.875		
41	1:45.470	29.400	39.479	36.591	5	1:48.864	30.147	40.759	37.958		
42	1:59.066	29.348	43.693	46.025	6	2:00.430B	30.146	41.174	49.110		
43	1:54.999B	29.271	39.456	46.272	7	7:01.089B	5:23.242	42.505	55.342		
44	5:55.578	4:36.190	41.372	38.016	8	12:23.632	...	44.121	40.465		
45	2:03.852B	29.338	39.542	54.972	9	1:50.036	30.595	41.438	38.003		
<b>20</b> Leonardo PULCINI INTERWETTEN.COM RACING					ITA	10	1:49.292	30.249	41.231	37.812	
1	30:40.565	...	50.452	46.361	11	1:52.022	33.167	41.210	37.645		
2	1:49.219	31.099	40.629	37.491	12	1:48.466	29.931	40.715	37.820		
					13	1:48.021	29.933	40.692	37.396		



Computerised results and timing service

**BARCELONA-CATALUNYA**  
**FORMULA RENAULT 2.0 EURO CUP**  
**COLLECTIVE TEST 2**

**Chronological Analysis of Performances**

**B** Crossing the finish line in pit lane  
**S1** Time from finish line to 1st intermedia  
**S2** Time from 1st intermediate to 2nd intermediate  
**S3** Time from 2nd intermediate to finish line  
**FY** Full Yellow Flag

Lap	Lap Time	S1	S2	S3	Lap	Lap Time	S1	S2	S3
14	2:02.131 <b>B</b>	30.279	44.297	47.555	<b>24 Steijn SCHOTHORST</b> NED MANOR MP MOTORSPORT				
15	30:04.688	...	44.121	39.263	1	1:03:20.571	...	41.464	37.985
16	1:51.726	30.854	41.710	39.162	2	1:46.476	29.700	39.768	37.008
17	1:48.629	30.288	40.953	37.388	3	1:45.488	29.456	39.435	36.597
18	1:48.038	29.983	40.763	37.292	4	1:45.734	29.385	39.547	36.802
19	1:48.123	29.790	41.026	37.307	5	1:47.378	29.492	39.852	38.034
20	1:48.123	29.729	40.843	37.551	6	1:45.958	29.469	39.475	37.014
21	1:48.142	29.816	40.718	37.608	7	1:45.640	29.473	39.403	36.764
22	1:47.545	29.812	40.330	37.403	8	1:45.781	29.423	39.535	36.823
23	1:59.361 <b>B</b>	30.094	41.064	48.203	9	1:56.963 <b>B</b>	29.541	39.774	47.648
24	58:20.051	...	45.332	39.593	10	11:08.956	9:47.370	42.416	39.170
25	1:50.275	31.080	41.493	37.702	11	1:46.233	29.677	39.675	36.881
26	1:47.951	30.245	40.579	37.127	12	1:45.949	29.498	39.710	36.741
27	1:47.266	29.745	40.199	37.322	13	1:47.147	29.797	39.674	37.676
28	1:47.093	29.793	40.184	37.116	14	1:47.016	29.373	40.336	37.307
29	2:50.696 <b>B</b>	29.916	1:25.945	54.835	15	1:46.225	29.646	39.813	36.766
<b>23 Chris MIDDLEHURST</b> GBR MANOR MP MOTORSPORT					16	1:56.601 <b>B</b>	29.435	40.108	47.058
1	51:57.127	...	43.714	38.718	17	8:00.555	6:36.581	42.829	41.145
2	1:50.571	30.846	41.569	38.156	18	1:44.815	29.345	39.028	36.442
3	1:49.444	30.325	41.189	37.930	19	1:47.624	29.550	39.939	38.135
4	1:48.755	30.140	40.849	37.766	20	1:44.099	29.177	38.760	36.162
5	1:48.960	30.271	40.749	37.940	21	2:11.053 <b>B</b>	32.447	47.988	50.618
6	1:48.244	30.144	40.440	37.660	22	29:25.615	...	42.035	39.974
7	1:48.999	30.151	40.939	37.909	23	1:45.042	29.571	39.260	36.211
8	1:58.860 <b>B</b>	30.789	40.682	47.389	24	1:44.467	29.326	38.850	36.291
9	14:50.582	...	42.427	37.696	25	1:53.302	31.727	43.216	38.359
10	1:48.619	30.447	40.660	37.512	26	1:44.529	29.380	38.943	36.206
11	1:48.099	30.187	40.307	37.605	27	1:44.421	29.303	38.893	36.225
12	1:47.466	29.959	40.190	37.317	28	1:54.303 <b>B</b>	29.242	38.952	46.109
13	1:47.658	29.938	40.366	37.354	29	11:48.443	...	46.219	43.309
14	1:47.278	29.785	40.100	37.393	30	1:47.482	29.487	38.895	39.100
15	1:47.066	29.838	40.059	37.169	31	1:44.319	29.262	38.948	36.109
16	1:56.024 <b>B</b>	29.842	40.448	45.734	32	1:55.943	32.102	45.643	38.198
17	31:28.759	...	44.867	37.984	33	1:44.416	29.169	38.946	36.301
18	1:47.451	29.980	40.285	37.186	34	1:44.010	29.177	38.767	36.066
19	1:46.932	29.711	39.959	37.262	35	1:44.033	29.074	38.780	36.179
20	1:47.003	29.677	40.199	37.127	36	2:12.021 <b>B</b>	29.053	44.957	58.011
21	1:47.088	29.813	40.012	37.263	<b>25 Kang LING</b> CHI MANOR MP MOTORSPORT				
22	2:05.850 <b>B</b>	29.794	41.850	54.206	1	21:20.999	...	43.439	38.641
23	18:01.925	...	50.824	43.014	2	1:49.977	30.738	41.387	37.852
24	1:46.603	29.982	39.682	36.939	3	2:10.367	30.261	1:01.845	38.261
25	1:46.453	29.680	39.858	36.915	4	1:49.562	30.430	41.172	37.960
26	1:46.316	29.713	39.626	36.977	5	1:49.194	30.346	40.985	37.863
27	1:46.970	29.825	40.047	37.098	6	1:59.321 <b>B</b>	30.327	41.527	47.467
28	1:57.901 <b>B</b>	29.705	39.812	48.384	7	25:23.520	...	42.962	38.446





Computerised results and timing service

**BARCELONA-CATALUNYA**  
**FORMULA RENAULT 2.0 EURO CUP**  
**COLLECTIVE TEST 2**  
**Chronological Analysis of Performances**

**B** Crossing the finish line in pit lane  
**S1** Time from finish line to 1st intermedia  
**S2** Time from 1st intermediate to 2nd intermediate  
**S3** Time from 2nd intermediate to finish line  
**FY** Full Yellow Flag

Lap	Lap Time	S1	S2	S3	Lap	Lap Time	S1	S2	S3
8	1:49.858	30.624	41.545	37.689	17	1:46.903	29.748	39.858	37.297
9	1:49.160	30.368	40.914	37.878	18	1:59.191 <b>B</b>	29.800	40.839	48.552
10	1:48.692	30.163	40.912	37.617	19	11:55.715	...	41.196	37.376
11	1:48.787	30.146	40.948	37.693	20	1:48.567	29.743	39.882	38.942
12	1:49.069	30.305	41.006	37.758	21	1:47.303	29.701	40.042	37.560
13	1:48.443	30.144	40.822	37.477	22	1:47.528	29.751	40.107	37.670
14	1:48.346	30.074	40.656	37.616	23	1:48.226	30.483	39.974	37.769
15	1:48.180	29.919	40.801	37.460	24	1:47.198	29.743	39.935	37.520
16	2:01.335 <b>B</b>	30.147	41.205	49.983	25	1:47.171	29.823	39.966	37.382
17	31:57.942	...	42.265	38.687	26	1:56.049 <b>B</b>	29.773	40.157	46.119
18	1:49.356	30.221	41.268	37.867	27	39:02.785	...	43.518	38.620
19	1:49.842	30.158	41.701	37.983	28	1:48.229	30.195	40.386	37.648
20	1:48.952	30.071	40.900	37.981	29	1:49.373	30.235	40.422	38.716
21	1:48.357	30.013	40.764	37.580	30	1:47.634	29.988	40.241	37.405
22	1:48.605	30.048	40.712	37.845	31	1:49.182	30.072	40.805	38.305
23	1:49.211	30.163	40.863	38.185	32	1:59.870 <b>B</b>	29.858	40.947	49.065
24	1:48.511	30.011	40.899	37.601	33	8:44.918	7:24.224	42.817	37.877
25	1:48.346	30.013	40.748	37.585	34	1:46.218	29.623	39.748	36.847
26	1:48.618	30.126	40.758	37.734	35	1:46.267	29.406	40.084	36.777
27	2:04.380 <b>B</b>	33.372	41.966	49.042	36	1:46.320	29.663	39.530	37.127
28	27:52.736	...	51.876	40.286	37	1:46.265	29.410	39.542	37.313
29	1:47.833	30.074	40.570	37.189	38	1:46.349	29.474	39.792	37.083
30	1:46.524	29.647	39.902	36.975	39	1:46.216	29.474	39.896	36.846
31	1:46.017	29.650	39.650	36.717	40	1:46.186	29.556	39.656	36.974
32	1:46.646	29.626	40.083	36.937	41	1:46.281	29.539	39.805	36.937
33	1:46.735	29.447	39.841	37.447	42	1:54.212 <b>B</b>	30.099	40.039	44.074
34	1:46.563	29.628	39.743	37.192	<b>28 Simon GACHET</b> FRA				
35	1:45.997	29.595	39.727	36.675	ARTA ENGINEERING				
36	2:10.611	30.819	57.777	42.015	1	1:03:53.746	...	45.184	38.322
37	1:56.419 <b>B</b>	29.476	39.750	47.193	2	1:48.139	30.564	40.447	37.128
<b>26 Dennis ANOSHIN</b> GER					3	1:46.438	29.737	40.068	36.633
ARTA ENGINEERING					4	1:46.142	29.618	39.693	36.831
1	8:35.859	7:06.080	48.703	41.076	5	1:49.125	29.818	40.289	39.018
2	1:49.772	30.629	40.843	38.300	6	1:46.376	29.640	39.695	37.041
3	1:48.076	30.185	40.274	37.617	7	1:49.039	29.714	39.696	39.629
4	1:47.194	30.006	40.037	37.151	8	1:46.365	29.696	39.827	36.842
5	1:47.451	30.029	40.096	37.326	9	1:45.981	29.611	39.518	36.852
6	1:47.160	29.940	39.983	37.237	10	1:58.024 <b>B</b>	30.560	42.659	44.805
7	1:47.397	29.764	40.393	37.240	11	10:37.222	9:19.431	40.622	37.169
8	2:00.070 <b>B</b>	29.782	42.134	48.154	12	1:48.871	30.857	41.002	37.012
9	8:44.815	7:21.530	45.138	38.147	13	1:46.678	29.771	39.923	36.984
10	1:48.045	30.125	40.201	37.719	14	1:46.115	29.585	39.664	36.866
11	35:47.349	...	41.778	37.555	15	1:46.790	29.572	39.864	37.354
12	1:48.532	30.429	40.421	37.682	16	1:52.790 <b>B</b>	29.661	40.041	43.088
13	1:47.056	29.859	39.960	37.237	17	10:55.216	9:34.007	43.902	37.307
14	1:46.977	29.628	40.052	37.297	18	1:46.011	29.672	39.677	36.662
15	1:46.603	29.608	39.850	37.145	19	1:45.152	29.373	39.392	36.387
16	1:46.552	29.662	39.845	37.045	20	1:44.762	29.253	39.278	36.231



Computerised results and timing service

**BARCELONA-CATALUNYA**  
**FORMULA RENAULT 2.0 EUROCUP**  
**COLLECTIVE TEST 2**

**Chronological Analysis of Performances**

**B** Crossing the finish line in pit lane  
**S1** Time from finish line to 1st intermedia  
**S2** Time from 1st intermediate to 2nd intermediate  
**S3** Time from 2nd intermediate to finish line  
**FY** Full Yellow Flag

Lap	Lap Time	S1	S2	S3	Lap	Lap Time	S1	S2	S3
21	1:52.253	29.322	42.755	40.176	35	2:06.307 B	29.852	40.200	56.255
22	1:45.116	29.353	39.315	36.448	<div style="border: 1px solid black; padding: 5px;"> <b>31</b> Max VERSTAPPEN KTR NED                 </div>				
23	1:45.554	29.337	39.450	36.767					
24	1:56.519 B	30.711	41.894	43.914					
25	38:13.326	...	40.878	36.852					
26	1:46.638	29.748	39.754	37.136	1	1:31:02.238	...	41.961	37.817
27	1:45.381	29.528	39.348	36.505	2	1:47.381	29.930	40.267	37.184
28	1:49.529	29.271	41.394	38.864	3	1:46.331	29.721	39.679	36.931
29	1:45.079	29.382	39.264	36.433	4	1:46.332	29.678	39.852	36.802
30	1:45.328	29.352	39.299	36.677	5	1:51.298 B	29.590	39.819	41.889
31	1:45.323	29.354	39.447	36.522	6	9:15.806	7:55.330	40.723	39.753
32	2:00.938 B	30.990	43.629	46.319	7	1:46.541	29.647	39.775	37.119
<div style="border: 1px solid black; padding: 5px;"> <b>30</b> Gregor RAMSAY KTR GBR                 </div>					8	1:46.477	29.558	39.891	37.028
					9	1:46.563	29.576	39.970	37.017
					10	1:46.456	29.710	39.762	36.984
					11	1:46.487	29.583	39.889	37.015
					12	1:51.331 B	29.595	40.249	41.487
					13	11:59.098	...	43.338	39.087
					14	1:46.135	29.793	39.602	36.740
					15	2:24.519 B	33.787	54.522	56.210
					16	10:20.994	8:59.411	43.852	37.731
					17	1:45.365	29.525	39.491	36.349
					18	1:44.774	29.375	39.094	36.305
19	1:52.946	29.289	45.383	38.274					
20	1:45.005	29.356	39.202	36.447					
21	1:50.872 B	29.292	39.276	42.304					
22	10:55.836	9:34.606	42.457	38.773					
23	1:44.780	29.367	39.096	36.317					
24	1:53.182	29.210	42.791	41.181					
25	1:52.526	29.238	39.141	44.147					
26	1:54.718	32.572	43.002	39.144					
27	1:45.552	29.582	39.328	36.642					
28	1:49.994 B	29.352	39.562	41.080					
<div style="border: 1px solid black; padding: 5px;"> <b>32</b> Damiano FIORAVANTI PREMA POWERTEAM ITA                 </div>					1	22:26.389	...	42.355	38.001
					2	1:50.984	31.672	41.865	37.447
					3	1:47.475	29.913	40.133	37.429
					4	1:47.296	29.755	39.823	37.718
					5	1:47.159	30.073	39.862	37.224
					6	1:46.640	29.555	39.722	37.363
					7	1:46.537	29.622	39.813	37.102
					8	2:07.175 B	31.540	43.989	51.646
					9	7:11.951	5:53.498	41.072	37.381
					10	1:46.023	29.611	39.712	36.700
					11	1:45.470	29.375	39.395	36.700
					12	1:45.204	29.435	39.114	36.655
					13	1:46.950	29.344	39.990	37.616
					14	1:46.025	29.910	39.415	36.700
					1	58:29.671	...	43.572	39.587
					2	1:52.019	31.309	42.817	37.893
3	1:49.120	30.506	40.635	37.979					
4	1:59.266	33.644	46.442	39.180					
5	1:46.940	29.789	39.996	37.155					
6	1:55.676	29.665	40.281	45.730					
7	1:47.169	29.783	40.237	37.149					
8	1:47.208	29.614	40.290	37.304					
9	1:54.196 B	30.848	40.377	42.971					
10	11:24.761	...	41.651	37.634					
11	1:47.313	29.946	40.212	37.155					
12	1:46.772	29.806	39.951	37.015					
13	1:46.685	29.549	40.053	37.083					
14	1:46.581	29.700	39.950	36.931					
15	1:46.534	29.536	39.905	37.093					
16	1:53.271 B	30.085	40.748	42.438					
17	5:56.651	4:32.351	40.766	43.534					
18	1:46.930	29.694	40.066	37.170					
19	1:47.158	29.969	40.270	36.919					
20	1:46.514	29.732	39.826	36.956					
21	1:46.562	29.599	40.054	36.909					
22	1:53.146 B	29.659	40.094	43.393					
23	33:27.831	...	42.000	40.562					
24	1:46.796	29.808	40.039	36.949					
25	1:45.587	29.556	39.528	36.503					
26	1:44.956	29.367	39.234	36.355					
27	1:45.585	29.436	39.629	36.520					
28	1:45.076	29.435	39.201	36.440					
29	1:45.162	29.354	39.354	36.454					
30	1:45.325	29.352	39.457	36.516					
31	1:45.428	29.520	39.419	36.489					
32	1:51.289 B	29.548	39.669	42.072					
33	16:13.796	...	42.556	37.335					
34	1:46.481	29.586	39.754	37.141					



Computerised results and timing service

**BARCELONA-CATALUNYA**  
**FORMULA RENAULT 2.0 EURO CUP**  
**COLLECTIVE TEST 2**

**Chronological Analysis of Performances**

					B Crossing the finish line in pit lane		S2 Time from 1st intermediate to 2nd intermediate			
					S1 Time from finish line to 1st intermedia		S3 Time from 2nd intermediate to finish line		FY Full Yellow Flag	
Lap	Lap Time	S1	S2	S3	Lap	Lap Time	S1	S2	S3	
15	1:53.811 <b>B</b>	29.450	40.045	44.316	20	49:33.910	...	41.137	36.931	
16	12:56.962	...	41.044	37.005	21	1:48.341	30.347	41.241	36.753	
17	1:45.454	29.647	39.296	36.511	22	1:54.360 <b>B</b>	29.775	41.052	43.533	
18	1:44.951	29.315	39.030	36.606	23	10:42.320	9:19.325	41.339	41.656	
19	1:44.855	29.200	39.120	36.535	24	1:49.884	29.761	39.657	40.466	
20	1:44.662	29.047	39.115	36.500	25	1:51.731	29.543	39.417	42.771	
21	1:44.908	29.243	39.140	36.525	26	1:45.405	29.475	39.400	36.530	
22	1:50.814	32.151	41.528	37.135	27	1:47.346	29.462	40.038	37.846	
23	1:52.914 <b>B</b>	29.438	39.045	44.431	28	1:45.620	29.460	39.533	36.627	
24	50:25.066	...	42.409	37.652	29	1:45.958	29.544	39.405	37.009	
25	1:46.953	30.091	40.015	36.847	30	1:52.593 <b>B</b>	29.992	39.717	42.884	
26	1:56.985 <b>B</b>	29.689	39.725	47.571	31	10:58.094	9:39.859	40.701	37.534	
27	11:12.036	9:47.821	43.045	41.170	32	1:46.706	30.268	39.869	36.569	
28	1:46.945	29.846	39.941	37.158	33	1:44.572	29.332	39.133	36.107	
29	1:47.547	29.928	40.172	37.447	34	1:44.776	29.386	39.087	36.303	
30	1:45.942	29.565	39.522	36.855	35	1:44.443	29.261	38.935	36.247	
31	1:48.035	29.599	39.573	38.863	36	1:44.620	29.201	39.071	36.348	
32	2:00.535 <b>B</b>	33.067	42.344	45.124	37	1:54.865 <b>B</b>	29.410	39.909	45.546	
33	11:49.344	...	41.881	37.192	<b>34 Jules GOUNON</b> FRA					
34	1:45.866	29.791	39.441	36.634	PREMA POWERTEAM					
35	1:44.824	29.405	38.997	36.422	1	43:04.996	...	43.414	37.675	
36	1:45.185	29.379	39.282	36.524	2	1:47.647	30.247	40.565	36.835	
37	1:44.700	29.312	39.002	36.386	3	1:47.546	30.239	40.218	37.089	
38	1:45.008	29.352	39.119	36.537	4	1:46.532	29.881	39.847	36.804	
39	1:45.011	29.235	39.281	36.495	5	1:46.579	29.960	39.859	36.760	
40	1:44.969	29.227	39.154	36.588	6	2:03.202	30.816	42.865	49.521	
41	2:09.548 <b>B</b>	29.226	41.428	58.894	7	1:47.896	29.914	39.959	38.023	
<b>33 Nicolas JAMIN</b> FRA					8	2:00.697	33.884	49.043	37.770	
PREMA POWERTEAM					9	1:46.838	29.894	40.007	36.937	
1	29:21.877	...	41.180	37.315	10	1:46.533	29.717	39.876	36.940	
2	1:47.996	30.124	40.418	37.454	11	1:55.127 <b>B</b>	30.601	40.904	43.622	
3	1:46.726	29.929	39.843	36.954	12	16:03.630	...	41.118	46.691	
4	1:54.990 <b>B</b>	30.477	40.275	44.238	13	1:47.751	30.196	39.841	37.714	
5	7:31.273	6:13.259	40.943	37.071	14	1:47.142	30.155	40.202	36.785	
6	1:45.875	29.635	39.561	36.679	15	1:46.891	29.833	40.005	37.053	
7	1:50.264	29.324	39.464	41.476	16	1:52.296	29.789	40.338	42.169	
8	1:45.897	29.390	39.965	36.542	17	1:46.688	29.931	39.774	36.983	
9	1:44.981	29.264	39.260	36.457	18	1:46.470	29.806	39.737	36.927	
10	1:45.748	29.312	39.814	36.622	19	1:55.851 <b>B</b>	29.834	39.749	46.268	
11	1:57.095 <b>B</b>	29.521	41.402	46.172	20	39:02.005	...	43.595	37.954	
12	14:25.283	...	41.007	40.231	21	1:47.754	30.325	40.377	37.052	
13	1:45.156	29.471	39.305	36.380	<b>35 Alain VALENTE</b> SUI					
14	1:44.617	29.262	38.933	36.422	JENZER MOTORSPORT					
15	1:44.681	29.335	38.932	36.414	1	13:26.044	...	46.611	41.038	
16	1:45.631	29.188	39.077	37.366	2	1:50.885	30.739	41.832	38.314	
17	1:44.796	29.295	38.933	36.568	3	1:50.199	30.485	41.717	37.997	
18	1:44.835	29.312	38.941	36.582	4	1:50.177	30.488	41.767	37.922	
19	1:53.881 <b>B</b>	29.453	39.644	44.784						



Computerised results and timing service

**BARCELONA-CATALUNYA**  
**FORMULA RENAULT 2.0 EUROCUP**  
**COLLECTIVE TEST 2**

**Chronological Analysis of Performances**

					<b>B</b> Crossing the finish line in pit lane		<b>S2</b> Time from 1st intermediate to 2nd intermediate			
					<b>S1</b> Time from finish line to 1st intermediate			<b>S3</b> Time from 2nd intermediate to finish line		<b>FY</b> Full Yellow Flag
Lap	Lap Time	S1	S2	S3	Lap	Lap Time	S1	S2	S3	
5	1:49.386	30.461	41.213	37.712	10	30:52.266	...	46.982	40.212	
6	1:48.746	30.280	40.785	37.681	11	1:56.389	32.660	44.040	39.689	
7	1:48.226	29.810	40.729	37.687	12	1:54.458	32.112	43.460	38.886	
8	1:48.477	30.307	40.881	37.289	13	1:53.230	31.677	43.127	38.426	
9	1:48.746	30.258	40.887	37.601	14	1:53.818	32.314	42.879	38.625	
10	1:57.491B	30.645	41.474	45.372	15	1:53.761	32.086	42.784	38.891	
11	14:27.410	...	42.113	38.832	16	1:54.379	31.377	43.574	39.428	
12	1:49.735	30.379	41.288	38.068	17	1:55.709	31.389	44.237	40.083	
13	1:49.407	30.321	41.462	37.624	18	1:53.095	31.734	42.982	38.379	
14	1:49.033	30.348	41.220	37.465	19	1:52.755	31.347	42.876	38.532	
15	2:18.477	54.695	44.687	39.095	20	2:17.816B	32.578	48.959	56.279	
16	1:50.939	31.020	41.982	37.937	21	18:39.046	...	44.688	39.158	
17	1:49.887	30.704	41.307	37.876	22	1:53.024	31.646	42.927	38.451	
18	1:49.260	30.510	40.894	37.856	23	1:52.691	31.589	42.809	38.293	
19	1:51.830	31.683	41.993	38.154	24	1:51.243	31.166	42.144	37.933	
20	2:01.253B	31.349	44.074	45.830	25	2:05.617	31.228	42.411	51.978	
21	33:32.098	...	45.721	39.617	26	1:52.438	31.276	42.249	38.913	
22	1:51.754	31.609	42.208	37.937	27	1:52.900	31.584	42.634	38.682	
23	1:49.921	30.554	41.491	37.876	28	1:53.143	31.451	42.792	38.900	
24	1:49.058	30.520	41.020	37.518	29	1:51.541	31.261	42.163	38.117	
25	1:48.503	30.249	40.948	37.306	30	2:05.775B	30.852	42.567	52.356	
26	1:47.997	30.034	40.589	37.374	31	13:28.841	...	42.522	38.665	
27	1:51.125	31.169	42.048	37.908	32	1:51.799	31.116	42.428	38.255	
28	1:48.594	30.436	40.987	37.171	33	1:52.356	31.216	42.296	38.844	
29	1:48.598	30.209	40.833	37.556	34	1:52.663	31.320	42.779	38.564	
30	1:57.227B	30.432	41.133	45.662	35	2:12.619B	31.525	44.425	56.669	
31	16:53.566	...	42.574	39.432	36	29:32.930B	...	1:04.720	56.163	
32	1:50.171	30.872	41.314	37.985	37	2:49.646B	1:12.079	43.840	53.727	
33	1:58.867B	30.447	41.164	47.256	38	3:00.806	1:37.620	42.968	40.218	
34	24:54.802	...	49.838	41.479	39	1:55.057	31.476	44.360	39.221	
35	1:51.727	31.686	42.089	37.952	40	1:54.257	32.007	43.137	39.113	
36	1:47.897	30.305	40.647	36.945	41	1:55.248	31.585	43.469	40.194	
37	1:47.782	29.966	40.518	37.298	42	1:52.964	31.412	42.756	38.796	
38	1:47.326	29.812	40.443	37.071	43	1:53.496	31.381	42.403	39.712	
39	1:47.866	29.986	40.652	37.228	44	2:26.564B	33.115	47.654	1:05.795	
40	1:49.149	30.103	41.593	37.453						
41	2:03.393B	29.965	44.132	49.296						

<b>36</b> VUADENS / HURNI SUI				
JENZER MOTORSPORT				
1	11:18.799	9:50.424	48.310	40.065
2	1:51.471	31.456	41.684	38.331
3	1:49.809	30.491	41.392	37.926
4	1:50.838	30.653	41.579	38.606
5	1:49.708	30.669	41.163	37.876
6	1:49.585	30.559	41.033	37.993
7	1:50.031	30.475	41.086	38.470
8	1:49.161	30.281	40.969	37.911
9	2:05.770B	31.399	44.374	49.997

<b>37</b> Lukas SUNDAHL SWE				
JENZER MOTORSPORT				
1	23:59.789	...	44.637	40.248
2	1:51.843	31.482	41.962	38.399
3	1:49.492	30.710	41.124	37.658
4	1:48.698	30.309	40.529	37.860
5	1:48.237	30.151	40.406	37.680
6	1:49.095	30.111	41.574	37.410
7	2:08.722B	33.075	45.961	49.686
8	10:16.548	8:54.652	43.193	38.703
9	1:49.166	30.516	40.809	37.841
10	1:47.929	30.029	40.405	37.495
11	1:48.054	30.007	40.353	37.694



Computerised results and timing service

**BARCELONA-CATALUNYA**  
**FORMULA RENAULT 2.0 EURO CUP**  
**COLLECTIVE TEST 2**  
**Chronological Analysis of Performances**

**B** Crossing the finish line in pit lane  
**S1** Time from finish line to 1st intermediate  
**S2** Time from 1st intermediate to 2nd intermediate  
**S3** Time from 2nd intermediate to finish line  
**FY** Full Yellow Flag

Lap	Lap Time	S1	S2	S3	Lap	Lap Time	S1	S2	S3
12	1:48.625	30.043	40.813	37.769	16	1:47.410	30.195	40.150	37.065
13	1:48.198	30.069	40.556	37.573	17	1:46.476	29.704	39.946	36.826
14	1:49.092	30.132	40.945	38.015	18	1:53.624	29.514	40.546	43.564
15	1:55.662	30.509	41.405	43.748	19	1:57.296B	29.837	40.804	46.655
16	1:48.626	30.154	40.517	37.955	20	16:32.004	...	43.965	38.262
17	1:48.701	30.146	40.883	37.672	21	1:45.513	29.758	39.341	36.414
18	1:48.902	30.122	40.962	37.818	22	2:25.830B	37.348	53.896	54.586
19	1:58.455B	29.996	40.787	47.672	23	9:35.948	8:17.166	41.190	37.592
20	25:59.507	...	45.332	40.558	24	1:46.367	30.432	39.564	36.371
21	1:55.696	31.880	44.115	39.701	25	1:44.944	29.592	39.099	36.253
22	1:51.077	30.669	42.520	37.888	26	1:44.757	29.449	39.015	36.293
23	1:49.289	30.380	41.051	37.858	27	1:54.156	29.319	47.911	36.926
24	1:51.232	29.995	42.357	38.880	28	1:44.609	29.444	38.962	36.203
25	1:48.033	29.940	40.578	37.515	29	1:53.780B	29.713	40.590	43.477
26	1:48.342	29.857	40.415	38.070	30	8:40.019	7:11.022	45.242	43.755
27	1:48.229	29.827	40.749	37.653	31	1:47.330	29.816	41.170	36.344
28	1:48.313	30.000	40.785	37.528	32	1:45.132	29.319	39.480	36.333
29	1:59.508B	29.924	40.821	48.763	33	1:44.169	29.177	38.898	36.094
30	9:48.228	8:24.360	44.765	39.103	34	1:44.265	29.119	38.847	36.299
31	1:48.684	30.156	40.704	37.824	35	2:01.849	38.664	46.488	36.697
32	1:48.533	30.070	40.908	37.555	36	1:44.561	29.246	38.950	36.365
33	1:48.348	29.854	40.891	37.603	37	1:44.898	29.316	39.113	36.469
34	1:48.967	29.874	41.248	37.845	38	1:44.440	29.294	38.981	36.165
35	1:49.330	30.001	41.198	38.131	39	2:06.236B	29.680	45.118	51.438
36	1:49.883	30.396	41.470	38.017	<b>41</b> Matevos ISAAKYAN RUS AV FORMULA				
37	2:03.834B	31.023	42.629	50.182	1	5:35.243	4:15.108	41.823	38.312
38	28:23.282	...	50.827	43.507	2	1:49.383	30.377	41.252	37.754
39	1:48.094	30.217	40.178	37.699	3	1:47.693	30.046	40.257	37.390
40	1:46.776	29.792	39.855	37.129	4	1:47.424	29.957	40.151	37.316
41	1:47.108	30.024	39.882	37.202	5	1:47.040	29.942	39.966	37.132
42	1:46.180	29.628	39.719	36.833	6	1:46.833	29.802	39.985	37.046
<b>40</b> George RUSSELL GBR AV FORMULA					7	1:57.767B	30.854	41.441	45.472
1	34:00.249B	...	43.912	51.513	8	8:48.044	7:29.438	41.301	37.305
2	9:23.035	8:03.261	41.887	37.887	9	1:46.944	30.002	40.151	36.791
3	1:47.351	30.119	40.256	36.976	10	1:45.617	29.682	39.418	36.517
4	1:47.344	29.719	40.100	37.525	11	1:46.114	29.567	39.768	36.779
5	1:46.419	29.649	39.742	37.028	12	1:45.753	29.585	39.580	36.588
6	1:46.468	29.590	39.712	37.166	13	1:59.602B	29.613	43.755	46.234
7	1:46.495	29.624	39.669	37.202	14	32:20.968	...	42.854	37.095
8	1:55.342B	29.661	40.249	45.432	15	1:46.647	29.844	39.945	36.858
9	8:47.077	7:28.955	40.962	37.160	16	1:47.233	30.494	40.016	36.723
10	1:46.818	29.820	39.931	37.067	17	1:46.382	29.660	39.809	36.913
11	1:47.436	29.731	39.805	37.900	18	1:46.327	29.702	39.760	36.865
12	1:47.145	29.608	40.367	37.170	19	1:46.046	29.700	39.573	36.773
13	1:46.723	29.621	39.939	37.163	20	1:52.446B	30.130	40.039	42.277
14	1:56.698B	29.721	40.492	46.485	21	19:19.436	...	42.071	37.559
15	34:06.543	...	51.584	42.360	22	1:47.425	29.929	40.742	36.754



Computerised results and timing service

**BARCELONA-CATALUNYA**  
**FORMULA RENAULT 2.0 EURO CUP**  
**COLLECTIVE TEST 2**  
**Chronological Analysis of Performances**

**B** Crossing the finish line in pit lane  
**S1** Time from finish line to 1st intermedia  
**S2** Time from 1st intermediate to 2nd intermediate  
**S3** Time from 2nd intermediate to finish line  
**FY** Full Yellow Flag

Lap	Lap Time	S1	S2	S3	Lap	Lap Time	S1	S2	S3
23	1:46.046	29.716	39.786	36.544	26	1:48.509	30.122	40.622	37.765
24	1:45.837	29.519	39.647	36.671	27	1:48.009	29.906	40.480	37.623
25	1:46.019	29.626	39.770	36.623	28	1:47.878	29.898	40.517	37.463
26	1:47.401	30.673	39.817	36.911	29	1:47.764	29.822	40.478	37.464
27	1:59.756	35.333	47.084	37.339	30	1:47.774	29.764	40.497	37.513
28	1:57.820 <b>B</b>	29.602	40.552	47.666	31	2:01.550 <b>B</b>	30.458	42.262	48.830
29	37:03.726	...	41.399	37.844	32	14:54.826	...	48.454	42.488
30	1:48.107	30.395	40.374	37.338	33	2:26.550 <b>B</b>	36.686	54.197	55.667
31	1:47.567	30.099	40.310	37.158	34	9:57.428	8:31.078	47.044	39.306
32	1:47.203	29.990	40.078	37.135	35	1:49.104	30.366	40.841	37.897
33	1:47.267	29.977	40.084	37.206	36	1:48.821	30.066	40.633	38.122
34	1:47.734	29.974	40.310	37.450	37	1:48.261	30.025	40.620	37.616
35	1:47.453	30.130	39.986	37.337	38	1:47.791	29.915	40.221	37.655
36	1:56.227 <b>B</b>	30.983	40.625	44.619	39	1:47.872	29.894	40.452	37.526
37	9:38.914	8:17.312	41.941	39.661	40	1:47.950	29.909	40.503	37.538
38	1:45.928	29.683	39.725	36.520	41	1:58.056 <b>B</b>	29.851	40.415	47.790
39	1:45.383	29.530	39.384	36.469	42	9:54.612	8:23.950	48.644	42.018
40	1:59.330	31.217	50.094	38.019	43	1:48.052	30.232	40.517	37.303
41	1:45.373	29.556	39.501	36.316	44	1:46.868	29.783	40.014	37.071
42	1:45.682	29.774	39.402	36.506	45	1:46.223	29.542	39.934	36.747
43	2:10.135 <b>B</b>	29.406	39.494	1:01.235	46	1:46.513	29.649	39.976	36.888
<b>50 Tom LE COQ</b> FRA					47	1:49.765	29.527	40.071	40.167
ART JUNIOR TEAM					48	1:46.547	29.563	40.150	36.834
					49	2:07.205 <b>B</b>	29.436	41.408	56.361

1	18:11.145	...	48.768	39.461
2	1:49.200	30.343	40.954	37.903
3	1:49.302	30.280	41.114	37.908
4	1:48.801	30.238	40.781	37.782
5	1:48.720	30.072	40.820	37.828
6	1:48.436	30.057	40.708	37.671
7	1:49.247	30.155	41.180	37.912
8	2:10.353 <b>B</b>	32.323	45.969	52.061
9	11:35.626	...	50.412	39.725
10	1:48.660	30.310	40.653	37.697
11	2:00.445 <b>B</b>	29.987	40.470	49.988
12	2:46.476	1:27.359	41.412	37.705
13	1:48.409	30.352	40.573	37.484
14	2:00.365	29.915	43.099	47.351
15	1:48.316	30.023	40.512	37.781
16	1:51.964	30.303	42.464	39.197
17	1:47.506	30.002	40.290	37.214
18	1:47.343	29.767	40.344	37.232
19	1:47.223	29.700	40.276	37.247
20	1:47.354	29.753	40.266	37.335
21	1:47.141	29.816	40.224	37.101
22	1:58.592 <b>B</b>	31.275	40.840	46.477
23	34:31.019	...	49.197	39.085
24	1:48.801	30.276	40.957	37.568
25	1:48.442	30.017	40.665	37.760

<b>51 Alex PALOU</b> ESP				
AV FORMULA				
Lap	Lap Time	S1	S2	S3
1	11:34.012	...	42.812	39.824
2	1:50.696	30.960	41.197	38.539
3	1:54.486	30.357	40.365	43.764
4	1:48.564	30.041	40.677	37.846
5	1:47.958	29.963	40.416	37.579
6	1:47.969	29.977	40.381	37.611
7	1:47.732	29.874	40.234	37.624
8	1:47.824	29.915	40.200	37.709
9	1:47.984	29.784	40.496	37.704
10	1:55.248 <b>B</b>	30.021	40.209	45.018
11	16:10.219	...	44.286	40.569
12	1:49.066	29.831	39.603	39.632
13	1:45.550	29.634	39.378	36.538
14	1:44.853	29.398	39.277	36.178
15	1:45.331	29.339	39.267	36.725
16	1:54.282	29.453	40.406	44.423
17	1:45.218	29.378	39.263	36.577
18	1:48.187	31.863	39.626	36.698
19	1:54.929 <b>B</b>	29.648	39.632	45.649
20	34:11.525	...	44.381	39.257
21	1:48.142	31.174	40.061	36.907
22	1:46.933	30.057	39.796	37.080



Computerised results and timing service

**BARCELONA-CATALUNYA**  
**FORMULA RENAULT 2.0 EURO CUP**  
**COLLECTIVE TEST 2**

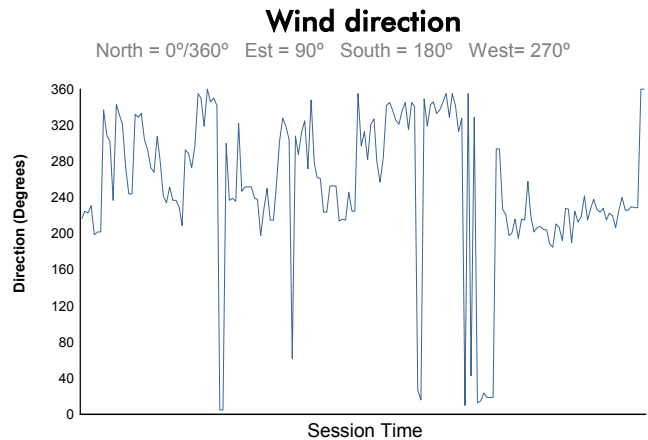
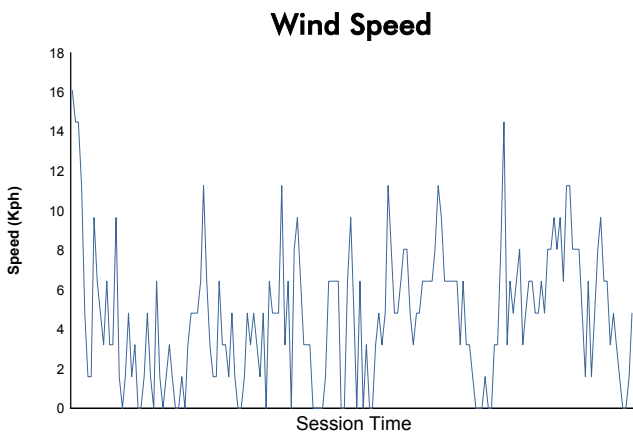
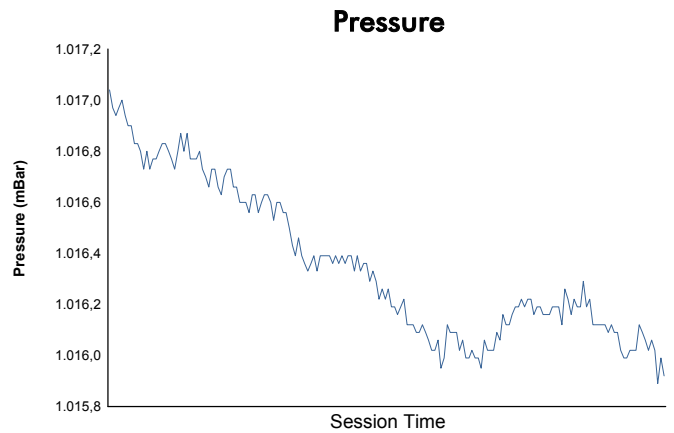
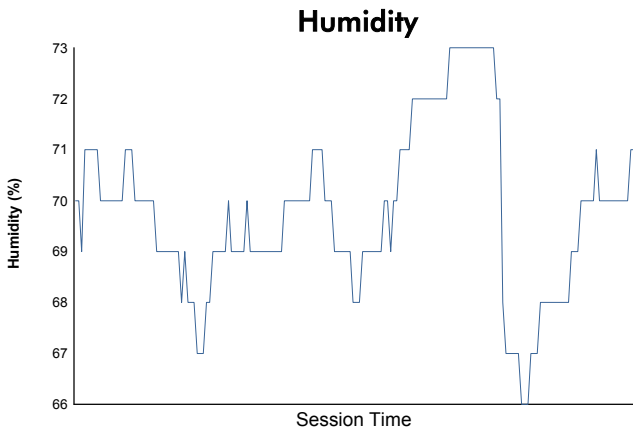
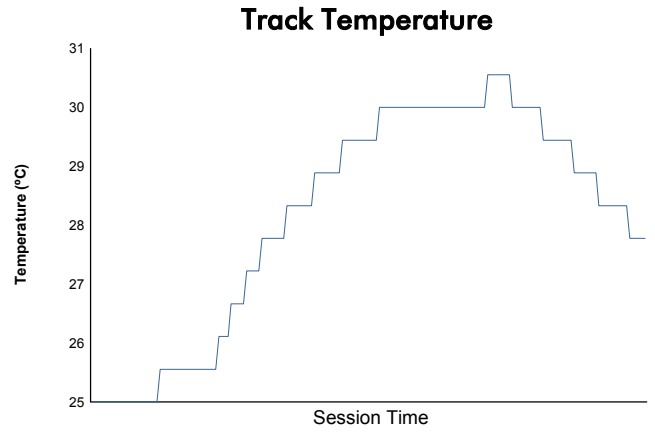
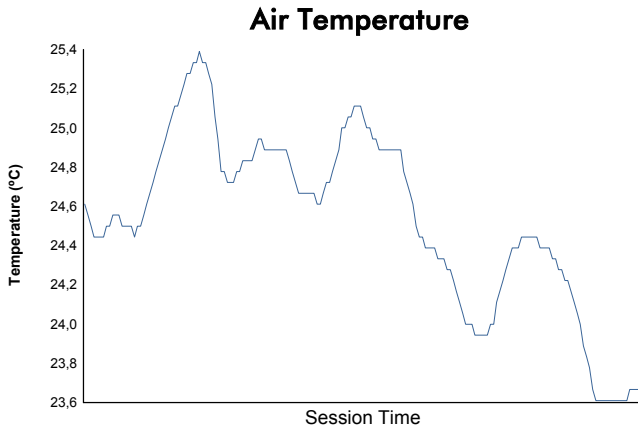
**Chronological Analysis of Performances**

**B** Crossing the finish line in pit lane      **S2** Time from 1st intermediate to 2nd intermediate  
**S1** Time from finish line to 1st intermedia      **S3** Time from 2nd intermediate to finish line      **FY** Full Yellow Flag

Lap	Lap Time	S1	S2	S3	Lap	Lap Time	S1	S2	S3
23	1:58.096 <b>B</b>	30.703	40.943	46.450					
24	6:41.241	5:19.625	43.914	37.702					
25	1:47.384	30.065	40.044	37.275					
26	1:46.569	29.653	39.777	37.139					
27	1:46.315	29.613	39.743	36.959					
28	1:46.757	29.654	40.094	37.009					
29	1:46.476	29.624	39.874	36.978					
30	1:46.650	29.437	40.006	37.207					
31	1:54.639 <b>B</b>	29.894	40.195	44.550					
32	26:52.972	...	42.208	40.697					
33	1:48.073	30.274	40.444	37.355					
34	1:47.988	30.384	40.318	37.286					
35	1:47.040	29.921	39.913	37.206					
36	1:46.645	29.738	39.860	37.047					
37	1:46.453	29.751	39.626	37.076					
38	1:56.984 <b>B</b>	29.695	39.690	47.599					
39	14:13.527	...	43.664	38.573					
40	1:46.620	29.985	39.779	36.856					
41	1:45.361	29.679	39.159	36.523					
42	1:45.272	29.501	39.126	36.645					
43	1:46.584	29.939	40.166	36.479					
44	1:45.369	29.465	39.346	36.558					
45	2:04.119 <b>B</b>	30.220	42.316	51.583					



Computerised results and timing service  
**BARCELONA-CATALUNYA**  
**FORMULA RENAULT 2.0 EUROCUP**  
**COLLECTIVE TEST 2**  
**Weather Report**



Track Status: **DRY**





**BARCELONA-CATALUNYA**  
**FORMULA RENAULT 2.0 EURO CUP**  
**ROOKIES CLASIFICACION**

BARCELONA 4.658 m.

**Classification**

Nr.	Driver	NAT	ASN	Team	S1	S2	Time	Gap	
1	9 Martin RUMP	GBR		FORTEC MOTORSPORTS	1:45.347	<b>1:44.293</b>	1:44.293		
2	31 Max VERSTAPPEN	NED		KTR	<b>1:44.634</b>	1:44.774	1:44.634	0.341	0.341
3	10 Anthoine HUBERT	FRA		TECH 1 RACING	1:45.476	<b>1:44.665</b>	1:44.665	0.372	0.031
4	6 Erik JOHANSSON	SWE		KOIRANEN GP	1:46.495	<b>1:45.201</b>	1:45.201	0.908	0.536
5	26 Dennis ANOSHIN	GER		ARTA ENGINEERING	<b>1:45.667</b>	1:46.186	1:45.667	1.374	0.466
6	1 Tristan VIIDAS	EST		JOSEF KAUFMANN RACING	1:47.927	<b>1:45.854</b>	1:45.854	1.561	0.187
7	20 Leonardo PULCINI	ITA		INTERWETTEN.COM RACING	1:49.258	<b>1:45.919</b>	1:45.919	1.626	0.065
8	37 Lukas SUNDAHL	SWE		JENZER MOTORSPORT	1:48.774	<b>1:46.180</b>	1:46.180	1.887	0.261
9	50 Tom LE COQ	FRA		ART JUNIOR TEAM	1:47.880	<b>1:46.223</b>	1:46.223	1.930	0.043
10	23 Chris MIDDLEHURST	GBR		MANOR MP MOTORSPORT	1:47.280	<b>1:46.316</b>	1:46.316	2.023	0.093
11	34 Jules GOUNON	FRA		PREMA POWERTEAM	1:46.828	<b>1:46.470</b>	1:46.470	2.177	0.154

Race Director:	Cronometrador:
Hora:	Hora: 17:37:46