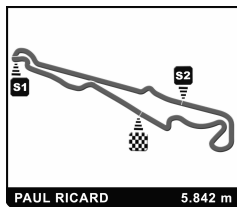


Computerised results and timing service

PAUL RICARD
FORMULA RENAULT 2.0 EURO CUP
COLLECTIVE TEST 1
Chronological Analysis of Performances

B Crossing the finish line in pit lane
S1 Time from finish line to 1st intermedia
S2 Time from 1st intermediate to 2nd intermediate
S3 Time from 2nd intermediate to finish line
FY Full Yellow Flag

Lap	Lap Time	S1	S2	S3	Lap	Lap Time	S1	S2	S3
1 Steijn SCHOTHORST NED					4 Nyck DE VRIES NED				
JOSEF KAUFMANN RACING					KOIRANEN GP				
1	3:17.807	1:31.017	42.116	1:04.674	1	3:50.125	2:05.201	45.330	59.594
2	2:19.818	37.700	40.172	1:01.946	2	2:20.251	41.007	42.911	56.333
3	2:09.949	36.472	39.530	53.947	3	2:09.128	36.561	39.182	53.385
4	2:09.438	36.757	39.094	53.587	4	2:08.090	36.005	39.012	53.073
5	2:08.341	36.032	39.052	53.257	5	2:07.736	35.903	38.960	52.873
6	2:07.420	35.670	38.865	52.885	6	2:07.242	35.561	38.774	52.907
7	2:07.375	35.701	38.822	52.852	7	2:07.123	35.672	38.881	52.570
8	2:18.544B	36.038	39.203	1:03.303	8	2:06.717	35.560	38.606	52.551
9	4:14.198B	2:32.389	39.834	1:01.975	9	2:06.966	35.648	38.759	52.559
10	5:39.084	3:52.444	43.356	1:03.284	10	2:15.375B	35.694	38.863	1:00.818
11	2:09.589	36.363	39.099	54.127	11	5:48.243	4:08.747	41.908	57.588
12	2:06.846	35.365	38.869	52.612	12	2:06.878	35.691	38.755	52.432
13	2:06.856	35.203	38.659	52.994	13	2:06.310	35.453	38.564	52.293
14	2:06.434	35.300	38.621	52.513	14	2:06.144	35.399	38.526	52.219
15	2:09.112	35.584	38.650	54.878	15	2:06.091	35.276	38.497	52.318
16	2:06.706	35.606	38.776	52.324	16	2:06.528	35.768	38.618	52.142
2 Gustav MALJA SWE					5 Victor FRANZONI BRA				
JOSEF KAUFMANN RACING					KOIRANEN GP				
1	3:23.185	1:39.437	44.161	59.587	1	6:12.710			
2	2:15.764	38.726	40.794	56.244	2	2:10.389			
3	2:10.944	36.910	39.876	54.158	3	2:09.015			
4	2:10.590	36.520	39.953	54.117	4	2:09.510			
5	2:10.687	36.581	39.179	54.927	5	2:08.326			
6	2:07.892	35.925	38.908	53.059	6	2:08.240			
7	2:07.662	35.810	38.829	53.023	7	2:22.379B			
8	2:07.636	35.834	38.871	52.931	8	4:47.259			
9	2:08.297	35.990	38.955	53.352	9	2:08.622			
10	2:18.290B	36.431	39.169	1:02.690	10	2:08.452			
11	7:17.655	5:41.350	42.132	54.173	11	2:08.508			
12	2:07.876	36.085	38.964	52.827	12	2:25.351B			
13	2:06.532	35.437	38.464	52.631	13	4:21.206			
14	2:06.958	35.531	38.703	52.724	14	2:07.875			
15	2:06.497	35.451	38.604	52.442	15	2:07.629			
16	2:06.579	35.401	38.714	52.464	6 Guilherme SILVA BRA				
3 Oscar TUNJO COL					KOIRANEN GP				
JOSEF KAUFMANN RACING									
1	3:05.466	1:23.742	44.068	57.656					
2	2:14.839	37.880	40.513	56.446					
3	2:09.554	36.606	39.705	53.243					
4	2:07.607	36.067	38.885	52.655					
5	2:07.738	36.370	38.886	52.482					
6	2:06.811	35.654	38.677	52.480					
7	2:18.117	39.499	39.203	59.415					
8	2:07.891	35.663	39.761	52.467					

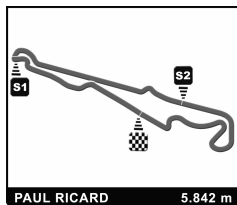


Computerised results and timing service

PAUL RICARD
FORMULA RENAULT 2.0 EURO CUP
COLLECTIVE TEST 1
Chronological Analysis of Performances

B Crossing the finish line in pit lane
S1 Time from finish line to 1st intermedia
S2 Time from 1st intermediate to 2nd intermediate
S3 Time from 2nd intermediate to finish line
FY Full Yellow Flag

Lap	Lap Time	S1	S2	S3	Lap	Lap Time	S1	S2	S3
1	3:52.633	2:08.228	47.648	56.757	9	2:07.209	35.695	38.562	52.952
2	2:19.445	39.784	42.535	57.126	10	2:19.740 B	35.801	38.656	1:05.283
3	2:09.487	36.949	39.314	53.224	11	6:30.328	4:52.630	42.294	55.404
4	2:08.063	36.118	39.135	52.810	12	2:13.657	37.572	42.997	53.088
5	2:07.834	35.833	39.001	53.000	13	2:06.235	35.298	38.383	52.554
6	2:07.621	35.950	38.999	52.672	14	2:06.068	35.318	38.385	52.365
7	2:07.812	36.083	38.941	52.788	15	2:09.568	35.288	38.339	55.941
8	2:07.671	35.725	38.887	53.059	16	2:06.491	35.499	38.566	52.426
9	2:07.420	35.556	39.050	52.814	9 Ed JONES UAE FORTEC MOTORSPORTS				
10	2:21.865	35.412	39.004	1:07.449	1	3:00.844	1:21.043	42.933	56.868
11	2:16.633 B	35.744	39.018	1:01.871	2	2:14.936	38.360	41.415	55.161
12	5:04.491	3:23.598	43.377	57.516	3	2:12.694	37.571	40.032	55.091
13	2:07.111	35.698	38.731	52.682	4	2:07.917	36.086	38.876	52.955
14	2:13.596	35.412	41.346	56.838	5	2:07.521	35.845	38.811	52.865
15	2:06.743	35.496	38.777	52.470	6	2:07.058	35.749	38.514	52.795
16	2:06.380	35.290	38.702	52.388	7	2:07.444	35.550	38.664	53.230
17	2:06.631	35.475	38.723	52.433	8	2:06.600	35.406	38.564	52.630
7 Jake DENNIS GBR FORTEC MOTORSPORTS					9	2:17.991 B	36.526	38.914	1:02.551
1	3:08.776	1:16.821	49.822	1:02.133	10	6:59.266	5:21.661	41.999	55.606
2	2:22.778	43.245	42.229	57.304	11	2:13.558	38.602	40.163	54.793
3	2:14.083	40.166	39.961	53.956	12	2:06.519	35.491	38.561	52.467
4	2:08.647	36.675	38.932	53.040	13	2:06.092	35.267	38.451	52.374
5	2:07.308	35.906	38.664	52.738	14	2:13.630	35.242	38.357	1:00.031
6	2:07.006	35.749	38.738	52.519	15	2:09.680	35.266	39.906	54.508
7	2:06.415	35.517	38.498	52.400	16	2:06.003	35.266	38.456	52.281
8	2:15.131 B	35.525	38.600	1:01.006	10 Pierre GASLY FRA TECH 1 RACING				
9	4:05.727	2:29.665	40.957	55.105	1	2:37.491	58.746	42.627	56.118
10	2:07.246	35.861	38.810	52.575	2	2:12.398	37.499	40.171	54.728
11	2:06.641	35.591	38.601	52.449	3	2:09.247	36.559	39.376	53.312
12	2:06.946	35.605	38.739	52.602	4	2:07.985	36.001	39.124	52.860
13	2:06.694	35.531	38.641	52.522	5	2:31.878	35.925	39.023	1:16.930
14	2:06.412	35.456	38.591	52.365	6	2:08.199	35.960	39.059	53.180
15	2:11.233	35.463	38.553	57.217	7	2:07.721	35.876	38.861	52.984
16	2:06.892	35.673	38.672	52.547	8	2:07.294	35.720	38.930	52.644
17	2:06.501	35.552	38.642	52.307	9	2:17.082 B	35.605	39.013	1:02.464
18	2:10.564	35.485	38.795	56.284	10	8:03.963	6:29.224	40.547	54.192
8 Mikko PAKARI FIN FORTEC MOTORSPORTS					11	2:07.078	35.847	38.840	52.391
1	4:25.262	2:36.462	47.884	1:00.916	12	2:07.428	35.384	38.956	53.088
2	2:21.089	41.194	42.588	57.307	13	2:06.426	35.328	38.713	52.385
3	2:16.257	39.600	41.129	55.528	14	2:06.351	35.348	38.666	52.337
4	2:10.188	36.919	39.216	54.053	15	2:08.964	35.897	38.693	54.374
5	2:09.169	36.280	38.989	53.900	16	2:17.421 B	35.435	38.840	1:03.146
6	2:08.224	36.375	38.700	53.149	11 Egor ORUDZHEV RUS TECH 1 RACING				
7	2:07.664	35.891	38.666	53.107					
8	2:07.690	35.795	38.544	53.351					

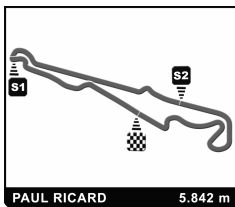


Computerised results and timing service

PAUL RICARD
FORMULA RENAULT 2.0 EURO CUP
COLLECTIVE TEST 1
Chronological Analysis of Performances

B Crossing the finish line in pit lane
S1 Time from finish line to 1st intermedia
S2 Time from 1st intermediate to 2nd intermediate
S3 Time from 2nd intermediate to finish line
FY Full Yellow Flag

Lap	Lap Time	S1	S2	S3	Lap	Lap Time	S1	S2	S3
1	2:55.775	1:12.417	45.483	57.875	11	2:07.127	35.710	38.899	52.518
2	2:15.887	39.125	41.206	55.556	12	2:07.267	35.620	38.965	52.682
3	2:25.879	40.313	45.782	59.784	13	2:06.763	35.459	38.945	52.359
4	2:28.204	47.377	46.572	54.255	14	2:06.505	35.313	38.751	52.441
5	2:09.506	36.908	39.284	53.314	15	2:12.727	35.634	43.112	53.981
6	2:08.441	36.379	39.073	52.989	16	2:07.207	35.508	39.123	52.576
7	2:08.606	36.548	39.102	52.956	16 Andrea PIZZITOLA FRA ART JUNIOR TEAM				
8	2:09.606	36.091	38.510	55.005	1	3:26.051	1:44.673	44.103	57.275
9	2:08.415	36.076	39.090	53.249	2	2:13.216	38.081	40.177	54.958
10	2:16.069B	35.943	39.121	1:01.005	3	2:13.858	37.058	39.885	56.915
11	6:05.863	4:32.507	40.045	53.311	4	2:08.815	36.463	39.138	53.214
12	2:07.636	35.845	39.016	52.775	5	2:08.192	36.013	38.886	53.293
13	2:06.940	35.541	38.992	52.407	6	2:07.805	35.929	39.009	52.867
14	2:08.228	35.528	38.816	53.884	7	2:07.339	35.722	38.734	52.883
15	2:07.151	35.540	38.827	52.784	8	2:07.589	35.709	38.801	53.079
16	2:06.917	35.397	38.895	52.625	9	2:20.159	39.494	42.490	58.175
17	2:17.118B	35.560	38.874	1:02.684	10	2:07.653	35.914	39.026	52.713
12 Matthieu VAXIVIERE FRA TECH 1 RACING					11	2:15.029B	35.601	38.885	1:00.543
1	2:43.889	1:04.590	42.459	56.840	12	6:01.481	4:23.041	39.143	59.297
2	2:12.472	37.935	40.146	54.391	13	2:08.057	35.953	38.879	53.225
3	2:10.485	37.162	39.848	53.475	14	2:07.552	35.881	38.845	52.826
4	2:09.579	36.516	39.390	53.673	15	2:07.463	35.759	38.684	53.020
5	2:09.940	36.442	39.708	53.790	16	2:08.206	35.777	38.947	53.482
6	2:08.357	36.217	39.261	52.879	17	2:07.703	35.730	38.798	53.175
7	2:26.873	37.725	49.996	59.152	17 Mattia VITA ITA RC FORMULA				
8	2:08.424	36.177	39.311	52.936	1	5:07.261B			
9	2:16.937B	36.041	39.180	1:01.716	2	5:10.218B	2:17.125	55.208	1:57.885
10	7:44.249	6:08.588	41.850	53.811	3	3:02.380	1:16.282	44.467	1:01.631
11	2:08.488	36.188	39.277	53.023	4	2:19.322	39.870	41.214	58.238
12	2:08.239	36.122	39.062	53.055	5	2:13.168	38.218	40.005	54.945
13	2:07.185	35.901	38.211	53.073	6	2:11.673	37.340	39.786	54.547
14	2:07.422	35.775	39.156	52.491	7	2:11.015	37.002	39.845	54.168
15	2:07.757	35.707	39.145	52.905	8	2:10.482	36.719	39.494	54.269
16	2:07.401	35.609	39.099	52.693	9	2:09.814	36.440	39.393	53.981
15 Esteban OCON FRA ART JUNIOR TEAM					10	2:10.419	36.678	39.461	54.280
1	3:12.333	1:31.731	43.342	57.260	11	2:09.437	36.564	39.247	53.626
2	2:12.307	38.689	40.096	53.522	12	2:08.896	36.195	39.221	53.480
3	2:08.760	36.293	39.081	53.386	13	2:08.983	36.088	39.269	53.626
4	2:08.169	35.966	39.171	53.032	14	2:08.882	36.211	39.193	53.478
5	2:07.442	35.864	38.828	52.750	15	2:08.857	36.305	39.084	53.468
6	2:10.012	35.664	38.930	55.418	16	2:08.704	36.259	39.253	53.192
7	2:07.437	35.375	39.037	53.025	18 Benjamin BAILLY BEL RC FORMULA				
8	2:06.702	35.442	38.905	52.355	1	4:24.189	2:34.294	49.043	1:00.852
9	2:15.737B	35.539	38.746	1:01.452					
10	7:46.638	6:13.097	39.641	53.900					

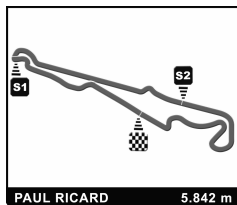


Computerised results and timing service

PAUL RICARD
FORMULA RENAULT 2.0 EURO CUP
COLLECTIVE TEST 1
Chronological Analysis of Performances

B Crossing the finish line in pit lane
S1 Time from finish line to 1st intermedia
S2 Time from 1st intermediate to 2nd intermediate
S3 Time from 2nd intermediate to finish line
FY Full Yellow Flag

Lap	Lap Time	S1	S2	S3	Lap	Lap Time	S1	S2	S3
2	2:19.243	39.601	42.037	57.605	15	2:09.942	36.344	39.480	54.118
3	2:21.518	40.167	42.514	58.837	22 Bernd HERNDLHOFER AUT INTERWETTEN.COM RACING				
4	2:12.389	36.695	39.898	55.796	1	4:52.645	3:05.273	45.586	1:01.786
5	2:10.380	36.494	39.475	54.411	2	2:20.708	40.221	42.141	58.346
6	2:09.348	36.041	39.157	54.150	3	2:18.881	39.563	40.810	58.508
7	2:08.361	35.812	39.094	53.455	4	2:19.201	38.483	43.183	57.535
8	5:05.945B	35.755	38.927	3:51.263	5	2:14.315	37.685	40.083	56.547
9	2:48.570	1:10.453	41.903	56.214	6	2:12.938	37.420	40.830	54.688
10	2:12.262	37.037	39.631	55.594	7	5:39.700B	37.284	1:09.381	3:53.035
11	2:09.368	36.460	39.575	53.333	8	2:53.628	1:17.596	41.583	54.449
12	2:08.264	36.137	38.832	53.295	9	2:11.759	37.070	39.853	54.836
13	2:12.010	39.433	39.218	53.359	10	2:11.626	37.067	39.386	55.173
14	2:07.593	35.765	38.901	52.927	11	2:10.030	36.368	39.579	54.083
15	2:07.145	35.616	38.697	52.832	12	2:11.189	37.672	39.763	53.754
16	2:07.424	35.859	38.764	52.801	13	2:12.129	37.727	40.721	53.681
19 Roman MAVLANOV RUS RC FORMULA					14	2:28.312	37.011	55.309	55.992
1	8:17.689B				15	2:10.715	36.769	39.614	54.332
2	2:49.260	1:10.691	42.371	56.198	23 Gregor RAMSAY GBR MANOR MP MOTORSPORT				
3	2:12.302	37.338	40.000	54.964	1	3:32.586	1:44.057	48.871	59.658
4	2:11.709	36.571	39.469	55.669	2	2:18.670	40.547	41.621	56.502
5	2:09.223	36.217	39.183	53.823	3	2:17.300	38.587	41.417	57.296
6	2:08.499	35.755	39.144	53.600	4	2:12.044	37.361	40.087	54.596
7	2:08.646	35.791	39.070	53.785	5	2:10.397	36.944	39.338	54.115
8	3:52.282B	34.804	39.903	2:37.575	6	2:20.512B	36.674	40.527	1:03.311
9	2:36.656	1:04.384	39.113	53.159	7	5:38.216	4:04.258	39.970	53.988
10	2:08.315	36.006	38.975	53.334	8	2:09.649	36.658	39.366	53.625
11	2:07.946	35.848	38.791	53.307	9	2:19.129B	36.905	40.259	1:01.965
12	2:14.002	38.794	41.407	53.801	10	4:44.042	3:02.364	45.010	56.668
13	2:07.261	35.593	38.760	52.908	11	2:12.613	38.377	40.403	53.833
14	2:15.785	35.871	41.229	58.685	12	2:08.183	36.229	39.084	52.870
21 Alejandro ABOGADO MEX INTERWETTEN.COM RACING					13	2:07.850	35.979	38.886	52.985
1	4:09.193	2:26.734	43.680	58.779	14	2:08.057	35.706	39.420	52.931
2	2:17.096	39.678	40.786	56.632	15	2:08.336	36.059	38.914	53.363
3	2:14.775	38.171	40.326	56.278	24 Oliver ROWLAND GBR MANOR MP MOTORSPORT				
4	2:12.758	38.103	39.921	54.734	1	2:58.551	1:18.047	43.278	57.226
5	2:11.930	37.760	39.509	54.661	2	2:22.374B	38.870	41.400	1:02.104
6	2:12.313	37.527	39.945	54.841	3	6:31.254	4:55.371	41.706	54.177
7	2:10.721	37.259	39.299	54.163	4	2:20.554B	37.479	40.045	1:03.030
8	7:18.401B	36.698	39.271	6:02.432	5	6:34.312	5:00.357	39.207	54.748
9	2:55.084	1:17.069	41.721	56.294	6	2:07.144	35.880	38.862	52.402
10	2:12.635	37.233	39.713	55.689	7	2:06.972	35.480	38.705	52.787
11	2:27.749	36.926	39.254	1:11.569	8	2:06.486	35.485	38.744	52.257
12	2:10.161	36.735	39.320	54.106	9	2:07.009	35.267	38.815	52.927
13	2:17.443	36.917	45.963	54.563					
14	2:10.609	37.133	39.146	54.330					



Computerised results and timing service

PAUL RICARD
FORMULA RENAULT 2.0 EURO CUP
COLLECTIVE TEST 1
Chronological Analysis of Performances

B Crossing the finish line in pit lane
S1 Time from finish line to 1st intermedia
S2 Time from 1st intermediate to 2nd intermediate
S3 Time from 2nd intermediate to finish line
FY Full Yellow Flag

Lap	Lap Time	S1	S2	S3	Lap	Lap Time	S1	S2	S3
10	2:08.797	35.718	38.644	54.435	7	2:09.402	36.357	39.195	53.850
11	2:06.497	35.325	38.738	52.434	8	2:08.722	36.366	39.213	53.143
12	2:16.587B	35.474	39.611	1:01.502	9	2:23.040	36.303	39.023	1:07.714

25 **Leo ROUSSEL** FRA
MANOR MP MOTORSPORT

1	2:48.809B			
2	3:35.515	1:46.489	47.036	1:01.990
3	2:19.289	41.396	40.955	56.938
4	2:15.715	39.035	40.225	56.455
5	2:32.614B	39.459	42.344	1:10.811
6	7:09.685	5:34.352	40.302	55.031
7	2:10.167	36.809	39.282	54.076
8	2:10.234	36.406	39.196	54.632
9	2:09.219	36.347	38.978	53.894
10	2:09.393	36.657	38.997	53.739
11	2:08.735	36.285	38.962	53.488
12	2:08.310	36.045	38.974	53.291
13	2:18.780B	36.518	39.188	1:03.074
14	3:14.973	1:40.427	39.502	55.044
15	2:08.670	36.202	39.004	53.464

26 **William VERMONT** FRA
ARTA ENGINEERING

1	3:45.257	2:07.152	41.705	56.400
2	2:10.671	37.139	39.432	54.100
3	2:09.195	36.476	39.146	53.573
4	2:08.582	36.525	39.050	53.007
5	2:11.784	36.071	40.583	55.130
6	2:07.538	35.832	38.810	52.896
7	2:07.280	35.718	38.563	52.999
8	2:07.299	35.814	38.685	52.800
9	2:22.793B	35.860	38.852	1:08.081
10	6:12.696	4:39.187	40.161	53.348
11	2:08.011	36.252	38.885	52.874
12	2:07.002	35.687	38.520	52.795
13	2:06.651	35.473	38.574	52.604
14	2:09.659	35.699	41.249	52.711
15	2:06.980	35.699	38.620	52.661
16	2:06.606	35.506	38.636	52.464

27 **Simon TIRMAN** FRA
ARTA ENGINEERING

1	3:58.413	2:16.606	43.565	58.242
2	2:15.952	39.067	40.690	56.195
3	2:11.011	37.485	39.691	53.835
4	2:09.931	36.804	39.372	53.755
5	2:09.556	36.720	39.434	53.402
6	2:09.328	36.587	39.511	53.230

28 **Joffrey DE NARDA** FRA
ARTA ENGINEERING

10	7:54.112B	36.858	39.127	6:38.127
11	2:48.770	1:12.383	40.738	55.649
12	2:08.020	36.272	38.946	52.802
13	2:07.987	36.391	38.870	52.726
14	2:07.541	36.094	38.731	52.716
15	2:07.316	35.832	38.887	52.597

29 **Yu KANAMARU** JPN
KTR

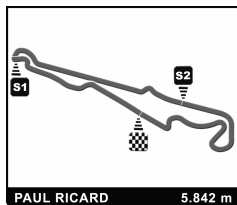
1	4:01.300	2:18.874	44.558	57.868
2	2:14.240	37.997	40.369	55.874
3	2:10.683	37.182	39.619	53.882
4	2:14.202	36.616	41.000	56.586
5	2:10.509	36.797	39.769	53.943
6	2:09.071	36.519	39.006	53.546
7	2:08.781	36.432	39.109	53.240
8	2:08.165	35.955	39.009	53.201
9	7:59.439B	36.304	39.071	6:44.064
10	2:47.222	1:09.751	42.388	55.083
11	2:08.220	36.452	38.836	52.932
12	2:07.363	36.061	38.789	52.513
13	2:07.164	35.717	38.697	52.750
14	2:07.375	35.709	38.801	52.865
15	2:07.583	35.841	38.748	52.994

29 **Yu KANAMARU** JPN
KTR

1	4:23.755	2:37.557	47.410	58.788
2	2:14.038	37.983	40.511	55.544
3	2:11.057	36.975	39.581	54.501
4	2:15.396	38.265	42.001	55.130
5	2:10.590	36.447	39.650	54.493
6	2:09.893	36.444	39.404	54.045
7	2:09.209	36.250	39.218	53.741
8	2:09.365	36.281	39.274	53.810
9	2:23.692B	36.093	39.251	1:08.348
10	9:01.734	7:25.671	40.825	55.238
11	2:09.990	36.546	39.945	53.499
12	2:09.958	36.373	40.366	53.219
13	2:08.940	36.056	39.117	53.767
14	2:08.825	36.051	39.194	53.580
15	2:08.637	35.992	39.251	53.394

30 **Alexander ALBON** GBR
KTR

1	3:43.843	1:59.216	46.804	57.823
---	----------	----------	--------	--------



Computerised results and timing service

PAUL RICARD
FORMULA RENAULT 2.0 EURO CUP
COLLECTIVE TEST 1
Chronological Analysis of Performances

B Crossing the finish line in pit lane
S1 Time from finish line to 1st intermedia
S2 Time from 1st intermediate to 2nd intermediate
S3 Time from 2nd intermediate to finish line
FY Full Yellow Flag

Lap	Lap Time	S1	S2	S3	Lap	Lap Time	S1	S2	S3
2	2:19.933	41.838	41.424	56.671	13	2:07.072	36.226	38.356	52.490
3	2:11.682	38.814	39.317	53.551	14	2:06.155	35.302	38.317	52.536
4	2:09.455	37.002	39.176	53.277	15	2:06.288	35.366	38.380	52.542
5	2:07.947	36.086	38.935	52.926	16	2:06.048	35.301	38.379	52.368
6	2:07.918	35.752	39.110	53.056					
7	2:07.554	35.813	39.044	52.697					
8	2:08.759	35.704	38.920	54.135					
9	2:08.365	35.912	38.998	53.455					
10	2:17.526B	35.821	39.628	1:02.077					
11	8:03.422	6:30.049	40.214	53.159					
12	2:07.890	36.383	39.049	52.458					
13	2:06.975	35.635	38.825	52.515					
14	2:06.927	35.500	38.766	52.661					
15	2:07.005	35.555	38.885	52.565					
16	2:06.997	35.309	39.054	52.634					

31 Ignazio D'AGOSTO ITA
KTR

1	3:45.848	2:00.528	45.864	59.456
2	2:12.971	37.981	40.347	54.643
3	2:08.573	36.260	38.999	53.314
4	2:08.400	36.312	38.875	53.213
5	2:07.462	35.767	38.720	52.975
6	2:07.301	35.638	38.754	52.909
7	2:06.961	35.548	38.570	52.843
8	2:14.448	36.933	44.524	52.991
9	2:22.788B	35.823	39.333	1:07.632
10	5:12.826	3:37.556	40.820	54.450
11	2:07.199	36.035	38.664	52.500
12	2:11.852	35.633	40.090	56.129
13	2:06.801	35.414	38.928	52.459
14	2:06.182	35.273	38.508	52.401
15	2:06.275	35.341	38.475	52.459
16	2:23.719B	35.472	38.961	1:09.286

32 Luca GHIOTTO ITA
PREMA POWERTEAM

1	3:48.634	1:56.223	49.718	1:02.693
2	2:28.010	41.982	46.318	59.710
3	2:10.769	37.163	39.406	54.200
4	2:12.055	38.060	39.244	54.751
5	2:08.841	36.664	38.851	53.326
6	2:07.381	36.102	38.718	52.561
7	2:28.799	35.849	38.609	1:14.341
8	2:07.346	35.681	38.642	53.023
9	2:21.204B	35.543	38.636	1:07.025
10	7:08.289	5:27.669	44.696	55.924
11	2:08.938	36.854	39.145	52.939
12	2:06.941	35.628	38.636	52.677

33 Bruno BONIFACIO BRA
PREMA POWERTEAM

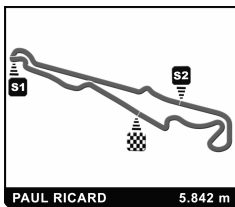
1	3:28.927	1:46.661	43.555	58.711
2	2:15.084	39.359	40.401	55.324
3	2:10.705	37.832	39.348	53.525
4	2:09.360	36.769	39.127	53.464
5	2:16.259	39.582	41.748	54.929
6	2:08.793	36.515	38.863	53.415
7	2:07.961	35.914	38.943	53.104
8	2:07.713	35.867	38.826	53.020
9	2:19.284B	36.851	39.017	1:03.416
10	7:40.476	6:05.908	40.838	53.730
11	2:09.028	35.992	39.059	53.977
12	2:06.812	35.542	38.580	52.690
13	2:06.731	35.316	38.710	52.705
14	2:07.029	35.659	38.580	52.790
15	2:06.675	35.321	38.675	52.679
16	2:26.408B	36.333	46.217	1:03.858

34 Aurelien PANIS FRA
PREMA POWERTEAM

1	3:40.413	1:52.812	46.370	1:01.231
2	2:20.150	40.274	43.306	56.570
3	2:16.162	38.478	40.977	56.707
4	2:20.281	41.609	43.089	55.583
5	2:09.094	36.639	39.201	53.254
6	2:11.589	36.096	39.092	56.401
7	2:08.081	35.895	38.904	53.282
8	2:07.756	35.998	38.863	52.895
9	2:19.249B	35.860	38.877	1:04.512
10	7:54.677	6:18.315	41.335	55.027
11	2:08.939	36.512	39.254	53.173
12	2:07.455	35.752	38.797	52.906
13	2:07.025	35.617	38.526	52.882
14	2:06.539	35.578	38.460	52.501
15	2:07.078	35.535	38.692	52.851

35 Kevin JOERG SUI
JENZER MOTORSPORT

1	4:08.384	2:24.709	43.971	59.704
2	2:18.492	39.228	41.029	58.235
3	2:17.523	39.486	40.739	57.298
4	2:45.391	41.672	52.875	1:10.844
5	2:13.170	38.017	40.173	54.980



Computerised results and timing service

PAUL RICARD
FORMULA RENAULT 2.0 EURO CUP
COLLECTIVE TEST 1
Chronological Analysis of Performances

Lap	Lap Time	S1	S2	S3					
					B	S2	S3	FY	
					B Crossing the finish line in pit lane S1 Time from finish line to 1st intermedia S2 Time from 1st intermediate to 2nd intermediate S3 Time from 2nd intermediate to finish line FY Full Yellow Flag				
6	12:53.348 B	36.583	41.197	...	2	2:21.079	40.723	42.404	57.952
7	3:01.215	1:28.012	39.556	53.647	3	2:15.102	38.471	40.620	56.011
8	2:10.049	36.405	39.343	54.301	4	2:09.890	36.845	39.486	53.559
9	2:08.494	35.785	39.072	53.637	5	2:09.851	36.428	39.872	53.551
10	2:08.171	35.718	39.134	53.319	6	2:08.637	35.982	39.032	53.623
11	2:12.032	35.926	42.220	53.886	7	2:09.546	35.922	39.474	54.150
12	2:08.274	36.008	39.325	52.941	8	2:09.687	35.897	40.552	53.238

36 **Marcos SIEBERT** ARG
JENZER MOTORSPORT

1	4:31.560	2:45.159	45.286	1:01.115
2	2:18.226	40.158	41.028	57.040
3	2:13.514	38.194	39.989	55.331
4	2:10.584	37.119	39.196	54.269
5	2:14.851	36.945	42.037	55.869
6	2:09.294	36.466	38.915	53.913
7	2:09.117	36.530	39.194	53.393
8	4:00.648 B	36.070	39.103	2:45.475
9	2:42.308	1:08.858	39.920	53.530
10	2:09.966	36.417	39.433	54.116
11	2:09.358	36.723	38.982	53.653
12	2:08.797	36.372	38.901	53.524
13	2:08.366	36.048	38.732	53.586
14	2:15.027	38.196	39.928	56.903
15	2:10.356	36.370	39.285	54.701
16	2:09.799	36.874	39.093	53.832
17	2:08.626	36.256	39.015	53.355

37 **Levin AMWEG** SUI
JENZER MOTORSPORT

1	4:13.508	2:30.888	44.618	58.002
2	2:16.666	38.968	40.207	57.491
3	2:16.473	38.447	39.340	58.686
4	2:12.364	37.034	39.680	55.650
5	2:10.639	36.568	40.473	53.598
6	2:08.385	36.071	38.848	53.466
7	2:08.239	36.203	38.917	53.119
8	2:07.485	36.018	38.639	52.828
9	7:29.573 B	35.860	39.740	6:13.973
10	2:54.774	1:11.585	47.704	55.485
11	2:15.468	36.986	39.422	59.060
12	2:10.725	37.187	39.468	54.070
13	2:06.900	35.832	38.666	52.402
14	2:06.928	35.680	38.625	52.623
15	2:06.485	35.557	38.577	52.351

49 **Ryan TVETER** USA
FORTEC MOTORSPORTS

1	3:07.266	1:19.570	46.671	1:01.025
---	----------	----------	--------	----------