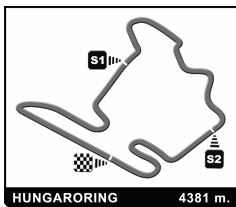


Computerised results and timing service

**HUNGARORING**  
**FORMULA RENAULT 2.0 EURO CUP**  
**COLLECTIVE TEST 1**  
**Chronological Analysis of Performances**

**B** Crossing the finish line in pit lane  
**S1** Time from finish line to 1st intermedia  
**S2** Time from 1st intermediate to 2nd intermediate  
**S3** Time from 2nd intermediate to finish line  
**FY** Full Yellow Flag

Lap	Lap Time	S1	S2	S3	Lap	Lap Time	S1	S2	S3
<b>1 Steijn SCHOTHORST</b> NED									
JOSEF KAUFMANN RACING									
1	2:51.042	1:29.950	47.431	33.661	4	1:46.339	38.590	38.506	29.243
2	2:00.091	42.417	42.330	35.344	5	1:45.652	38.196	38.349	29.107
3	1:57.821	40.270	42.088	35.463	6	1:45.566	38.336	38.325	28.905
4	1:47.787	38.858	38.724	30.205	7	1:44.911	37.998	38.011	28.902
5	1:46.813	38.561	38.421	29.831	8	1:44.576	38.013	37.710	28.853
6	1:46.099	38.634	38.454	29.011	9	1:50.445 <b>B</b>	38.100	37.695	34.650
7	1:45.457	38.051	38.308	29.098	10	4:19.826	3:12.600	38.245	28.981
8	1:45.154	38.258	38.009	28.887	11	1:45.273	38.217	38.151	28.905
9	1:45.612	38.077	37.923	29.612	12	1:44.877	38.097	38.025	28.755
10	1:45.310	38.284	37.887	29.139	13	1:45.532	38.339	38.328	28.865
11	1:52.080 <b>B</b>	38.127	37.992	35.961	14	1:44.457	37.971	37.634	28.852
12	5:52.244	4:37.835	43.119	31.290	15	1:44.412	38.030	37.614	28.768
13	1:44.768	38.385	37.841	28.542	16	1:45.329	38.016	38.621	28.692
14	1:43.567	37.809	37.356	28.402	17	1:51.239	37.880	38.193	35.166
15	1:43.396	37.821	37.193	28.382	18	1:45.123	38.170	37.846	29.107
16	1:43.917	37.683	37.645	28.589	19	1:48.166	40.376	38.763	29.027
17	1:43.949	37.785	37.295	28.869	20	1:44.516	37.811	37.666	29.039
18	1:56.976 <b>B</b>	38.247	43.008	35.721	21	1:52.876	42.339	39.990	30.547
<b>2 Gustav MALJA</b> SWE									
JOSEF KAUFMANN RACING									
1	3:02.634	1:35.227	51.292	36.115	1	3:34.069	2:14.714	46.036	33.319
2	2:02.459	44.292	45.755	32.412	2	2:00.217	44.861	42.808	32.548
3	1:50.929	40.125	40.440	30.364	3	1:49.190	39.242	40.098	29.850
4	1:47.353	38.582	39.317	29.454	4	1:48.748	38.749	40.087	29.912
5	1:46.267	38.321	38.729	29.217	5	1:45.936	38.417	38.387	29.132
6	1:47.617	38.162	39.196	30.259	6	1:48.031	38.504	39.973	29.554
7	1:45.331	38.135	38.193	29.003	7	1:45.724	38.384	38.192	29.148
8	1:44.715	37.771	38.157	28.787	8	1:47.400	39.537	38.521	29.342
9	1:53.721 <b>B</b>	38.097	39.120	36.504	9	1:45.269	38.360	37.742	29.167
10	5:43.349 <b>B</b>	4:19.114	45.264	38.971	10	1:55.267 <b>B</b>	38.314	38.271	38.682
11	3:04.398	1:56.129	39.069	29.200	11	4:34.131	3:25.804	39.169	29.158
12	1:48.497	38.279	39.021	31.197	12	1:46.110	38.382	38.705	29.023
13	1:47.945	39.285	39.711	28.949	13	1:46.032	39.097	38.030	28.905
14	1:48.499	37.954	38.260	32.285	14	1:45.366	38.309	38.172	28.885
15	1:45.398	38.259	38.279	28.860	15	1:50.915 <b>B</b>	38.155	38.484	34.276
16	1:46.597	37.854	38.529	30.214	16	4:20.681	3:09.654	41.150	29.877
17	1:45.884	38.106	38.837	28.941	17	1:46.891	38.545	38.721	29.625
18	1:44.896	37.911	38.137	28.848	18	1:45.283	38.274	38.079	28.930
19	1:44.671	37.845	37.887	28.939	19	1:45.308	38.096	38.053	29.159
<b>3 Oscar TUNJO</b> COL									
JOSEF KAUFMANN RACING									
1	2:48.390	1:25.474	48.237	34.679	1	3:34.662	2:16.099	45.548	33.015
2	2:00.469	44.138	42.350	33.981	2	1:54.158	41.607	41.719	30.832
3	1:49.879	39.731	40.304	29.844	3	1:50.790	39.550	41.219	30.021
					4	2:17.227	39.068	1:04.477	33.682
					5	1:48.894	39.479	39.809	29.606
					6	1:47.035	38.397	38.870	29.768
<b>4 Nyck DE VRIES</b> NED									
KOIRANEN GP									
					1	3:34.069	2:14.714	46.036	33.319
					2	2:00.217	44.861	42.808	32.548
					3	1:49.190	39.242	40.098	29.850
					4	1:48.748	38.749	40.087	29.912
					5	1:45.936	38.417	38.387	29.132
					6	1:48.031	38.504	39.973	29.554
					7	1:45.724	38.384	38.192	29.148
					8	1:47.400	39.537	38.521	29.342
					9	1:45.269	38.360	37.742	29.167
					10	1:55.267 <b>B</b>	38.314	38.271	38.682
					11	4:34.131	3:25.804	39.169	29.158
					12	1:46.110	38.382	38.705	29.023
					13	1:46.032	39.097	38.030	28.905
					14	1:45.366	38.309	38.172	28.885
					15	1:50.915 <b>B</b>	38.155	38.484	34.276
					16	4:20.681	3:09.654	41.150	29.877
					17	1:46.891	38.545	38.721	29.625
					18	1:45.283	38.274	38.079	28.930
					19	1:45.308	38.096	38.053	29.159
<b>5 Victor FRANZONI</b> BRA									
KOIRANEN GP									
					1	3:34.662	2:16.099	45.548	33.015
					2	1:54.158	41.607	41.719	30.832
					3	1:50.790	39.550	41.219	30.021
					4	2:17.227	39.068	1:04.477	33.682
					5	1:48.894	39.479	39.809	29.606
					6	1:47.035	38.397	38.870	29.768



Computerised results and timing service

**HUNGARORING**  
**FORMULA RENAULT 2.0 EURO CUP**  
**COLLECTIVE TEST 1**  
**Chronological Analysis of Performances**

**B** Crossing the finish line in pit lane  
**S1** Time from finish line to 1st intermedia  
**S2** Time from 1st intermediate to 2nd intermediate  
**S3** Time from 2nd intermediate to finish line  
**FY** Full Yellow Flag

Lap	Lap Time	S1	S2	S3	Lap	Lap Time	S1	S2	S3
7	1:46.175	38.362	38.609	29.204	12	1:50.901 <b>B</b>	38.065	38.381	34.455
8	1:47.234	38.235	39.763	29.236	13	3:49.675	2:31.834	43.613	34.228
9	1:45.636	38.403	38.243	28.990	14	1:45.205	38.424	38.085	28.696
10	1:46.443	38.681	38.398	29.364	15	1:44.210	38.089	37.447	28.674
11	1:45.907	38.229	38.579	29.099	16	1:45.836	37.717	37.813	30.306
12	1:56.698 <b>B</b>	38.532	38.659	39.507	17	1:45.612	37.643	37.352	30.617
13	6:07.201	4:52.092	44.230	30.879	18	1:44.024	37.732	37.623	28.669
14	1:49.703	39.445	41.053	29.205	19	1:43.537	37.634	37.233	28.670
15	1:45.951	38.618	38.471	28.862					
16	1:45.485	38.321	38.186	28.978					
17	1:45.023	38.038	38.026	28.959					
18	1:50.270	38.070	43.080	29.120					
19	1:45.424	38.366	37.966	29.092					

**6** **Guilherme SILVA** BRA  
KOIRANEN GP

1	3:32.816	2:14.241	45.871	32.704
2	1:56.597	41.385	44.412	30.800
3	1:49.132	39.510	39.993	29.629
4	1:47.963	38.754	39.386	29.823
5	1:47.889	38.700	39.545	29.644
6	1:45.638	38.218	38.400	29.020
7	1:46.028	38.380	38.471	29.177
8	1:45.159	38.231	38.132	28.796
9	1:45.742	38.126	38.467	29.149
10	1:51.734 <b>B</b>	38.171	38.332	35.231
11	4:04.444	2:56.487	38.863	29.094
12	1:46.874	38.417	39.007	29.450
13	1:45.866	38.533	38.261	29.072
14	1:50.080 <b>B</b>	38.310	38.078	33.692
15	4:21.514	3:09.069	41.233	31.212
16	1:46.224	38.686	38.507	29.031
17	1:46.052	38.383	38.703	28.966
18	1:45.140	38.185	38.100	28.855
19	1:45.253	38.295	37.929	29.029

**7** **Jake DENNIS** GBR  
FORTEC MOTORSPORTS

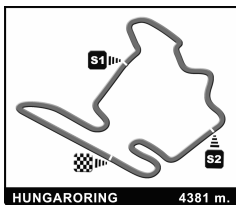
1	2:26.963	1:08.674	45.295	32.994
2	1:56.800	44.207	41.838	30.755
3	1:48.530	39.218	39.456	29.856
4	1:46.692	38.559	38.600	29.533
5	1:46.118	38.215	38.379	29.524
6	1:45.302	38.086	38.179	29.037
7	1:55.647	42.345	43.255	30.047
8	1:45.084	38.137	38.089	28.858
9	1:45.276	38.004	38.057	29.215
10	1:55.078 <b>B</b>	37.926	37.993	39.159
11	5:05.026	3:55.713	39.010	30.303

**8** **Mikko PAKARI** FIN  
FORTEC MOTORSPORTS

1	2:28.034	1:11.058	44.619	32.357
2	1:57.044	44.604	41.521	30.919
3	1:50.082	40.305	39.958	29.819
4	1:49.186	40.248	39.432	29.506
5	1:45.950	38.346	38.281	29.323
6	1:45.911	38.473	38.342	29.096
7	1:47.813	38.109	38.293	31.411
8	1:45.019	38.092	37.928	28.999
9	1:53.262 <b>B</b>	37.986	38.113	37.163
10	7:12.011	5:59.524	41.915	30.572
11	1:47.256	39.990	38.407	28.859
12	1:44.330	37.936	37.639	28.755
13	1:45.800	37.682	38.282	29.836
14	1:44.514	37.973	37.764	28.777
15	1:44.153	37.800	37.682	28.671
16	1:47.604	37.835	38.538	31.231
17	1:43.880	37.748	37.419	28.713
18	1:44.040	37.748	37.571	28.721
19	1:48.123	40.791	38.503	28.829

**9** **Ed JONES** UAE  
FORTEC MOTORSPORTS

1	2:32.603	1:14.379	45.162	33.062
2	1:56.596	43.257	41.941	31.398
3	1:53.071	42.665	40.220	30.186
4	1:47.674	39.215	39.015	29.444
5	1:46.448	38.498	39.034	28.916
6	1:45.205	37.935	38.003	29.267
7	1:50.365	38.361	38.434	33.570
8	1:44.737	38.111	37.903	28.723
9	1:44.816	37.965	37.704	29.147
10	1:44.520	37.831	37.867	28.822
11	1:52.909 <b>B</b>	38.474	39.031	35.404
12	6:22.610	5:09.693	43.176	29.741
13	1:46.913	38.077	38.526	30.310
14	1:44.109	37.806	37.795	28.508
15	1:43.346	37.654	37.362	28.330
16	1:43.872	37.739	37.492	28.641



Computerised results and timing service

**HUNGARORING**  
**FORMULA RENAULT 2.0 EURO CUP**  
**COLLECTIVE TEST 1**  
**Chronological Analysis of Performances**

**B** Crossing the finish line in pit lane  
**S1** Time from finish line to 1st intermediate  
**S2** Time from 1st intermediate to 2nd intermediate  
**S3** Time from 2nd intermediate to finish line  
**FY** Full Yellow Flag

Lap	Lap Time	S1	S2	S3
17	1:43.807	37.827	37.438	28.542
18	1:43.729	37.629	37.470	28.630
19	1:45.583	37.732	38.613	29.238
20	1:43.997	37.708	37.456	28.833

**10 Pierre GASLY** FRA  
TECH 1 RACING

Lap	Lap Time	S1	S2	S3
1	2:16.356	59.637	44.453	32.266
2	1:52.715	41.430	40.803	30.482
3	1:58.878	39.466	46.171	33.241
4	1:46.965	38.553	38.665	29.747
5	1:45.465	38.356	38.227	28.882
6	1:53.848	39.986	44.720	29.142
7	1:45.786	38.183	38.353	29.250
8	1:45.264	38.176	38.306	28.782
9	1:45.108	38.441	37.935	28.732
10	1:55.625B	37.970	38.433	39.222
11	8:29.309B	7:16.446	38.669	34.194
12	4:09.890	2:52.432	44.220	33.238
13	1:48.969	38.631	37.872	32.466
14	1:43.757	37.957	37.375	28.425
15	1:54.102	44.982	40.279	28.841
16	1:43.297	37.588	37.324	28.385
17	1:55.890B	37.594	38.688	39.608

**11 Egor ORUDZHEV** RUS  
TECH 1 RACING

Lap	Lap Time
1	2:23.522
2	1:47.177
3	1:49.526
4	1:48.942
5	1:47.030
6	1:47.175
7	1:46.425
8	1:46.474
9	1:45.679
10	1:46.306
11	1:46.208
12	2:01.200B
13	6:09.233
14	1:45.745
15	1:46.137
16	1:57.552
17	1:53.765
18	1:47.852
19	1:45.904
20	1:57.548B

**12 Matthieu VAXIVIERE** FRA  
TECH 1 RACING

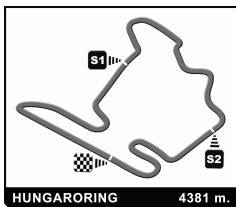
Lap	Lap Time	S1	S2	S3
1	2:22.592	1:05.438	44.650	32.504
2	2:00.096B	41.089	41.603	37.404
3	4:25.459	3:09.384	44.273	31.802
4	1:47.726	39.166	38.784	29.776
5	1:46.831	39.153	38.585	29.093
6	1:45.339	38.358	37.954	29.027
7	1:45.905	38.172	38.621	29.112
8	1:45.184	38.184	37.885	29.115
9	1:45.249	38.447	37.712	29.090
10	1:52.053B	38.637	39.004	34.412
11	6:16.452	5:05.038	41.653	29.761
12	1:45.806	38.588	38.241	28.977
13	1:45.500	38.278	38.172	29.050
14	1:45.376	38.295	38.062	29.019
15	1:45.368	38.146	38.190	29.032
16	1:44.732	38.167	37.796	28.769
17	1:52.906	38.082	43.243	31.581
18	2:02.725	40.848	50.329	31.548

**15 Esteban OCON** FRA  
ART JUNIOR TEAM

Lap	Lap Time	S1	S2	S3
1	2:55.170	1:38.034	44.957	32.179
2	1:58.927	42.679	41.065	35.183
3	1:47.914	39.021	39.337	29.556
4	1:45.863	38.645	38.177	29.041
5	1:44.650	37.985	37.749	28.916
6	1:48.468	38.436	41.137	28.895
7	1:45.268	38.071	37.744	29.453
8	1:44.767	38.158	37.782	28.827
9	1:44.336	37.950	37.452	28.934
10	1:44.341	37.997	37.497	28.847
11	1:51.361B	39.121	38.623	33.617
12	5:34.611	4:23.700	40.033	30.878
13	1:46.396	39.237	38.181	28.978
14	1:43.241	37.711	37.090	28.440
15	1:43.574	37.729	37.237	28.608
16	1:46.794	38.707	38.755	29.332
17	1:44.099	37.785	37.340	28.974
18	1:43.600	37.630	37.303	28.667
19	1:43.529	37.598	37.289	28.642
20	1:55.582B	39.680	37.723	38.179

**16 Andrea PIZZITOLA** FRA  
ART JUNIOR TEAM

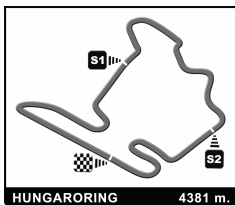
Lap	Lap Time	S1	S2	S3
1	2:57.517	1:38.832	45.607	33.078
2	1:57.668	41.833	41.548	34.287



Computerised results and timing service

**HUNGARORING**  
**FORMULA RENAULT 2.0 EURO CUP**  
**COLLECTIVE TEST 1**  
**Chronological Analysis of Performances**

					B Crossing the finish line in pit lane		S2 Time from 1st intermediate to 2nd intermediate			
					S1 Time from finish line to 1st intermedia		S3 Time from 2nd intermediate to finish line		FY Full Yellow Flag	
Lap	Lap Time	S1	S2	S3	Lap	Lap Time	S1	S2	S3	
3	1:49.394				7	1:45.870	38.288	38.325	29.257	
4	1:47.667				8	1:57.685B	38.352	39.073	40.260	
5	1:45.892				9	4:55.136	3:46.053	38.788	30.295	
6	1:46.269				10	1:46.777	38.930	38.573	29.274	
7	1:45.874				11	1:45.703	38.495	38.078	29.130	
8	1:45.084				12	1:45.786	38.369	38.079	29.338	
9	1:44.528				13	1:50.806B	38.286	38.078	34.442	
10	1:44.241				14	3:46.573	2:35.205	41.578	29.790	
11	1:55.074B				15	1:58.232	38.999	43.057	36.176	
12	4:45.304				16	1:45.743	38.729	38.090	28.924	
13	1:44.734				17	1:45.313	38.072	38.300	28.941	
14	1:43.746				18	1:44.792	38.128	37.748	28.916	
15	1:43.641				<b>21 Alejandro ABOGADO</b> MEX					
16	1:43.665				INTERWETTEN.COM RACING					
17	1:57.809				1	3:47.802	2:25.277	47.998	34.527	
18	1:45.802			28.817	2	1:59.551	42.148	45.797	31.606	
19	1:43.944				3	1:52.428	40.063	41.620	30.745	
20	1:43.629				4	1:50.627	39.369	40.522	30.736	
21	1:55.562B				5	1:49.867	39.143	40.472	30.252	
<b>18 Benjamin BAILLY</b> BEL					6	1:48.387	38.920	39.604	29.863	
RC FORMULA					7	1:48.967	38.843	40.278	29.846	
1	3:53.383	2:36.784	44.604	31.995	8	1:50.473	39.070	41.019	30.384	
2	1:52.610	40.131	41.760	30.719	9	1:59.785B	38.980	41.262	39.543	
3	1:48.758	39.279	39.736	29.743	10	9:32.595	8:18.166	43.794	30.635	
4	1:48.161	38.949	39.292	29.920	11	1:49.676	39.426	40.033	30.217	
5	1:50.513	40.662	39.211	30.640	12	1:49.288	39.770	39.359	30.159	
6	1:45.905	38.248	38.577	29.080	13	1:48.513	38.814	39.948	29.751	
7	1:45.587	38.001	38.406	29.180	14	1:48.543	38.753	38.976	30.814	
8	1:47.031	38.136	38.998	29.897	15	1:47.792	38.721	39.354	29.717	
9	1:46.099	38.448	38.459	29.192	16	1:49.788	38.778	40.995	30.015	
10	1:55.188B	40.096	39.575	35.517	17	1:54.698	39.023	40.314	35.361	
11	8:26.706	7:14.225	42.379	30.102	<b>22 Francisco MORA</b> POR					
12	1:47.556	39.418	39.027	29.111	INTERWETTEN.COM RACING					
13	1:45.183	38.334	38.035	28.814	1	3:49.858	2:28.064	49.179	32.615	
14	1:47.995	38.749	39.465	29.781	2	1:59.337	41.770	44.948	32.619	
15	1:45.166	38.185	37.947	29.034	3	1:51.895	39.934	40.892	31.069	
16	1:45.427	38.031	38.184	29.212	4	1:50.091	39.322	40.007	30.762	
17	1:44.983	37.850	38.150	28.983	5	1:55.418	44.438	41.136	29.844	
18	1:44.998	37.965	38.124	28.909	6	1:49.713	39.946	39.581	30.186	
<b>19 Roman MAVLANOV</b> RUS					7	1:48.375	39.114	39.168	30.093	
RC FORMULA					8	1:47.852	39.402	38.848	29.602	
1	3:54.210	2:35.355	46.535	32.320	9	1:57.312B	38.863	38.987	39.462	
2	1:53.928	41.558	41.370	31.000	10	5:09.053	3:50.285	47.567	31.201	
3	1:49.453	39.546	39.946	29.961	11	1:56.270	40.904	45.256	30.110	
4	1:46.913	38.575	38.841	29.497	12	1:48.338	38.945	39.579	29.814	
5	2:03.357	42.717	47.751	32.889	13	1:48.715	38.897	39.191	30.627	
6	1:52.845	42.771	40.753	29.321	14	1:46.738	38.849	38.639	29.250	



Computerised results and timing service

**HUNGARORING**  
**FORMULA RENAULT 2.0 EURO CUP**  
**COLLECTIVE TEST 1**  
**Chronological Analysis of Performances**

**B** Crossing the finish line in pit lane  
**S1** Time from finish line to 1st intermedia  
**S2** Time from 1st intermediate to 2nd intermediate  
**S3** Time from 2nd intermediate to finish line  
**FY** Full Yellow Flag

Lap	Lap Time	S1	S2	S3	Lap	Lap Time	S1	S2	S3
15	1:49.664	38.518	39.279	31.867	<b>26 William VERMONT</b> FRA				
16	1:47.170	38.641	38.860	29.669	ARTA ENGINEERING				
17	1:47.389	38.639	38.954	29.796	1	3:09.600	1:54.020	44.051	31.529
18	1:47.009	38.565	38.690	29.754	2	1:52.946	40.158	42.332	30.456
19	1:52.051	38.528	43.872	29.651	3	1:48.046	38.717	39.480	29.849

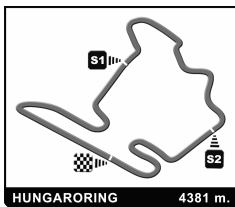
Lap	Lap Time	S1	S2	S3
<b>23 Gregor RAMSAY</b> GBR				
MANOR MP MOTORSPORT				
1	3:07.164	1:43.016	48.389	35.759
2	1:59.813	43.552	43.695	32.566
3	1:55.894	42.307	41.757	31.830
4	1:54.566	42.363	41.143	31.060
5	2:04.868	45.165	47.657	32.046
6	1:49.019	39.428	39.774	29.817
7	1:47.180	38.403	39.147	29.630
8	1:56.534B	38.713	41.221	36.600
9	4:14.759	2:57.896	44.292	32.571
10	1:49.755	40.478	39.391	29.886
11	1:47.407	38.829	39.124	29.454
12	1:46.251	38.230	38.645	29.376
13	1:45.727	38.202	38.462	29.063
14	1:46.159	38.137	38.755	29.267
15	1:52.393B	38.312	39.853	34.228
16	4:14.833	3:02.923	42.345	29.565
17	1:46.642	38.498	38.828	29.316
18	1:46.222	38.261	38.613	29.348
19	1:46.276	38.335	38.735	29.206

Lap	Lap Time	S1	S2	S3
<b>24 Oliver ROWLAND</b> GBR				
MANOR MP MOTORSPORT				
1	2:46.277	1:24.486	47.383	34.408
2	1:59.943	44.792	43.297	31.854
3	1:58.521B	41.029	41.270	36.222
4	6:19.497	5:11.214	38.752	29.531
5	1:47.566	38.114	39.165	30.287
6	1:44.442	37.950	37.717	28.775
7	1:43.835	37.706	37.546	28.583
8	1:43.810	37.770	37.431	28.609
9	1:52.615B	39.193	39.940	33.482
10	5:06.474	3:56.884	40.456	29.134
11	1:44.044	37.768	37.683	28.593
12	1:47.530	39.570	38.961	28.999
13	1:43.961	37.884	37.627	28.450
14	1:47.627	37.663	39.887	30.077
15	1:43.955	37.808	37.569	28.578
16	1:43.832	37.651	37.413	28.768
17	1:44.241	37.563	37.886	28.792
18	1:53.456B	37.643	38.564	37.249

Lap	Lap Time	S1	S2	S3
1	3:09.600	1:54.020	44.051	31.529
2	1:52.946	40.158	42.332	30.456
3	1:48.046	38.717	39.480	29.849
4	1:46.524	38.374	38.643	29.507
5	1:49.264	38.498	41.340	29.426
6	1:45.279	37.940	38.079	29.260
7	1:45.126	37.948	37.973	29.205
8	1:52.069B	38.112	38.067	35.890
9	5:52.880	4:45.200	38.274	29.406
10	1:45.973	38.147	38.428	29.398
11	1:45.258	38.059	37.884	29.315
12	1:45.529	38.062	37.849	29.618
13	1:49.218B	38.097	37.932	33.189
14	4:59.836	3:49.178	40.885	29.773
15	1:45.956	38.417	38.405	29.134
16	1:45.351	38.073	38.010	29.268
17	1:44.835	37.944	37.741	29.150
18	1:44.721	37.979	37.733	29.009

Lap	Lap Time	S1	S2	S3
<b>28 Leo ROUSSEL</b> FRA				
ARTA ENGINEERING				
1	3:24.660	2:04.632	47.276	32.752
2	1:54.287	41.360	42.081	30.846
3	1:52.718	40.125	42.443	30.150
4	1:48.985	38.912	40.522	29.551
5	1:47.283	38.635	39.604	29.044
6	1:48.341	39.482	39.617	29.242
7	1:46.167	38.273	38.848	29.046
8	1:46.297	38.691	38.577	29.029
9	1:46.238	38.239	38.922	29.077
10	1:52.629B	38.507	38.453	35.669
11	5:38.419	4:29.695	39.435	29.289
12	1:46.522	38.479	38.926	29.117
13	1:52.856B	38.351	39.717	34.788
14	5:49.637	4:35.103	43.759	30.775
15	1:47.046	39.032	38.796	29.218
16	1:45.805	38.569	38.247	28.989
17	1:45.286	38.165	38.283	28.838

Lap	Lap Time	S1	S2	S3
<b>29 Yu KANAMARU</b> JPN				
KTR				
1	3:21.696	2:01.380	47.238	33.078
2	1:56.520	42.013	42.424	32.083
3	1:56.856	42.836	42.884	31.136
4	1:51.288	39.129	41.236	30.923
5	1:50.091	40.083	39.937	30.071



Computerised results and timing service

**HUNGARORING**  
**FORMULA RENAULT 2.0 EURO CUP**  
**COLLECTIVE TEST 1**  
**Chronological Analysis of Performances**

**B** Crossing the finish line in pit lane  
**S1** Time from finish line to 1st intermedia  
**S2** Time from 1st intermediate to 2nd intermediate  
**S3** Time from 2nd intermediate to finish line  
**FY** Full Yellow Flag

Lap	Lap Time	S1	S2	S3	Lap	Lap Time	S1	S2	S3
6	1:51.789 <b>B</b>	38.590	39.052	34.147	13	1:44.873	37.939	38.067	28.867
7	3:49.210	2:40.058	38.685	30.467	14	1:45.255	37.834	37.934	29.487
8	1:46.368	38.341	38.696	29.331	15	1:50.480 <b>B</b>	37.974	37.980	34.526
9	1:46.648	38.258	38.883	29.507	16	3:46.100	2:36.555	40.458	29.087
10	1:47.066	38.770	38.651	29.645	17	1:44.972	38.244	38.101	28.627
11	1:46.453	38.397	38.721	29.335	18	1:44.002	37.718	37.646	28.638
12	1:46.168	38.389	38.450	29.329	19	2:03.037 <b>B</b>	37.814	42.866	42.357
13	1:46.201	38.174	38.557	29.470	<b>32</b> <b>Luca GHIOTTO</b> ITA PREMA POWERTEAM				
14	1:45.750	38.224	38.160	29.366					
15	1:45.916	38.148	38.434	29.334	1	3:22.788	1:56.203	50.078	36.507
16	1:49.760 <b>B</b>	38.290	38.474	32.996	2	1:59.667	44.784	42.895	31.988
17	5:01.988	3:53.741	38.905	29.342	3	1:53.471	40.375	41.678	31.418
18	1:48.143	38.027	38.578	31.538	4	1:51.643	39.215	42.169	30.259
19	1:50.165	38.133	42.471	29.561	5	1:47.761	38.518	39.367	29.876

**30** **Alexander ALBON** GBR  
KTR

1	3:13.561	1:55.852	45.285	32.424
2	1:54.183	42.552	40.782	30.849
3	1:50.655	41.192	39.653	29.810
4	1:45.865	38.294	38.267	29.304
5	1:45.802	38.201	38.243	29.358
6	1:46.198	38.033	38.807	29.358
7	1:45.111	38.007	37.915	29.189
8	1:45.071	38.089	38.106	28.876
9	1:46.759	37.880	38.515	30.364
10	1:50.212 <b>B</b>	38.195	37.779	34.238
11	7:49.876	6:42.418	38.422	29.036
12	1:45.947	38.403	38.469	29.075
13	1:50.580 <b>B</b>	37.962	38.799	33.819
14	4:09.424	2:57.919	40.466	31.039
15	1:45.343	38.413	38.028	28.902
16	1:47.522	37.780	38.480	31.262
17	1:44.022	37.878	37.524	28.620

**31** **Ignazio D'AGOSTO** ITA  
KTR

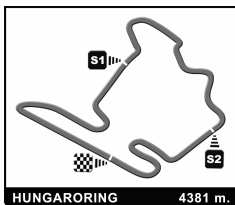
1	3:21.318	2:00.131	48.022	33.165
2	1:55.637	42.075	42.421	31.141
3	1:56.578	41.734	44.162	30.682
4	1:59.627	39.254	49.385	30.988
5	1:47.256	38.368	39.086	29.802
6	1:46.092	38.264	38.595	29.233
7	1:45.711	38.558	38.244	28.909
8	1:45.238	38.205	38.123	28.910
9	1:45.467	38.189	38.279	28.999
10	1:55.823 <b>B</b>	38.075	39.074	38.674
11	5:21.652	4:13.106	39.018	29.528
12	1:45.884	38.163	38.842	28.879

**32** **Luca GHIOTTO** ITA  
PREMA POWERTEAM

1	3:22.788	1:56.203	50.078	36.507
2	1:59.667	44.784	42.895	31.988
3	1:53.471	40.375	41.678	31.418
4	1:51.643	39.215	42.169	30.259
5	1:47.761	38.518	39.367	29.876
6	1:59.808	42.628	45.458	31.722
7	1:45.913	38.185	38.687	29.041
8	1:45.170	38.114	38.146	28.910
9	1:57.067 <b>B</b>	38.013	40.245	38.809
10	3:57.259	2:49.288	38.709	29.262
11	1:45.238	38.226	38.085	28.927
12	1:45.980	38.158	38.771	29.051
13	1:45.018	38.001	38.191	28.826
14	1:47.484	38.107	37.875	31.502
15	1:44.523	37.837	37.817	28.869
16	1:55.844	41.776	43.527	30.541
17	1:44.945	38.042	37.837	29.066
18	1:45.995	37.910	39.108	28.977
19	1:44.683	37.875	37.847	28.961
20	1:57.336 <b>B</b>	37.844	38.237	41.255

**33** **Bruno BONIFACIO** BRA  
PREMA POWERTEAM

1	3:15.722	1:51.122	49.462	35.138
2	1:56.372	43.061	42.018	31.293
3	1:51.593	40.533	41.002	30.058
4	1:48.535	40.100	39.149	29.286
5	1:46.397	38.477	38.806	29.114
6	2:00.961 <b>B</b>	41.430	41.244	38.287
7	4:20.585	3:11.793	39.544	29.248
8	1:45.307	38.250	38.140	28.917
9	1:45.756	38.087	39.008	28.661
10	1:44.613	38.041	37.698	28.874
11	1:45.480	38.678	37.916	28.886
12	1:44.713	37.970	37.824	28.919
13	1:49.879	39.377	41.521	28.981
14	1:44.656	38.004	37.931	28.721
15	1:47.204	38.028	38.745	30.431
16	1:53.594 <b>B</b>	37.962	38.912	36.720



Computerised results and timing service

**HUNGARORING**  
**FORMULA RENAULT 2.0 EURO CUP**  
**COLLECTIVE TEST 1**  
**Chronological Analysis of Performances**

**B** Crossing the finish line in pit lane  
**S1** Time from finish line to 1st intermedia  
**S2** Time from 1st intermediate to 2nd intermediate  
**S3** Time from 2nd intermediate to finish line  
**FY** Full Yellow Flag

Lap	Lap Time	S1	S2	S3
17	3:55.668	2:46.252	39.850	29.566
18	1:44.696	38.008	37.862	28.826
19	1:44.570	37.966	37.729	28.875

<b>34 Aurelien PANIS</b> FRA PREMA POWERTEAM				
Lap	Lap Time	S1	S2	S3
1	3:04.088	1:40.494	48.316	35.278
2	2:03.382	43.457	45.956	33.969
3	1:55.769	42.609	41.495	31.665
4	1:59.709	44.351	44.539	30.819
5	1:47.926	39.142	39.346	29.438
6	1:46.337	38.460	38.758	29.119
7	1:46.558	38.126	39.012	29.420
8	1:46.020	37.930	38.825	29.265
9	1:46.090	37.946	38.600	29.544
10	1:56.136B	38.371	40.110	37.655
11	6:00.903	4:50.284	41.109	29.510
12	1:45.814	38.248	38.425	29.141
13	1:46.846	38.686	38.921	29.239
14	1:46.015	38.115	38.548	29.352
15	1:45.723	38.093	38.499	29.131
16	1:46.672	38.301	39.082	29.289
17	1:44.839	37.942	37.842	29.055
18	1:46.131	38.306	38.477	29.348
19	1:45.036	37.940	38.107	28.989
20	1:44.909	37.958	37.946	29.005

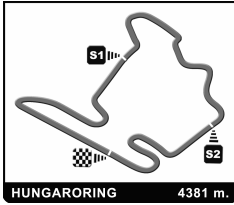
<b>35 Kevin JOERG</b> SUI JENZER MOTORSPORT				
Lap	Lap Time	S1	S2	S3
1	3:47.860	2:30.419	44.398	33.043
2	1:51.287	40.020	40.854	30.413
3	1:47.971	38.978	39.176	29.817
4	1:49.406	38.535	40.443	30.428
5	1:46.091	38.292	38.426	29.373
6	1:46.256	38.363	38.590	29.303
7	1:45.534	38.036	38.100	29.398
8	1:45.676	38.115	38.404	29.157
9	1:45.234	38.087	38.238	28.909
10	1:56.426B	38.139	38.371	39.916
11	4:22.901	3:15.317	38.508	29.076
12	1:45.437	38.145	38.320	28.972
13	1:46.401	37.904	39.327	29.170
14	1:45.083	37.981	38.165	28.937
15	1:44.949	37.941	38.117	28.891
16	1:50.442	39.312	38.703	32.427
17	1:45.295	38.197	38.169	28.929
18	1:46.157	38.660	38.390	29.107
19	1:44.769	37.836	37.903	29.030
20	1:55.211B	37.914	39.351	37.946

<b>36 Marcos SIEBERT</b> ARG JENZER MOTORSPORT				
Lap	Lap Time	S1	S2	S3
1	4:02.340	2:45.845	44.820	31.675
2	1:52.064	40.558	40.663	30.843
3	2:01.254	39.292	39.253	42.709
4	1:53.347	39.546	38.757	35.044
5	1:50.749	40.758	40.109	29.882
6	1:46.909	38.554	38.558	29.797
7	1:46.488	38.510	38.381	29.597
8	1:48.960	38.453	39.981	30.526
9	1:47.213	38.552	39.001	29.660
10	1:47.178	38.238	38.956	29.984
11	1:55.863B	38.498	38.781	38.584
12	5:41.443	4:32.043	40.043	29.357
13	1:48.192	38.561	39.793	29.838
14	1:46.847	38.901	38.745	29.201
15	1:47.845	38.984	38.995	29.866
16	1:50.757	38.522	39.727	32.508
17	1:46.335	38.516	38.479	29.340
18	1:53.216B	38.083	38.399	36.734

<b>37 Levin AMWEG</b> SUI JENZER MOTORSPORT				
Lap	Lap Time	S1	S2	S3
1	3:51.333	2:32.859	45.454	33.020
2	1:53.704	40.894	41.823	30.987
3	1:50.948	39.265	40.079	31.604
4	1:47.764	38.591	39.498	29.675
5	1:47.650	38.592	39.651	29.407
6	1:46.592	38.656	38.791	29.145
7	1:46.486	38.440	38.771	29.275
8	1:45.726	38.107	38.540	29.079
9	1:46.110	38.020	38.230	29.860
10	2:00.079B	43.336	41.017	35.726
11	5:01.280	3:51.278	39.556	30.446
12	1:46.355	38.593	38.585	29.177
13	1:48.319	38.200	38.930	31.189
14	1:45.931	38.274	38.367	29.290
15	1:49.009	38.199	40.770	30.040
16	1:46.000	38.403	38.424	29.173
17	1:46.036	38.388	38.486	29.162
18	1:45.249	38.271	38.080	28.898
19	1:48.752	37.930	40.089	30.733
20	1:48.222	38.093	39.388	30.741

<b>43 Simon GACHET</b> FRA ARTA ENGINEERING				
Lap	Lap Time	S1	S2	S3
1	3:24.901	2:05.075	47.232	32.594
2	1:56.164	42.434	42.442	31.288





Computerised results and timing service

**HUNGARORING**  
**FORMULA RENAULT 2.0 EURO CUP**  
**COLLECTIVE TEST 1**  
**Chronological Analysis of Performances**

**B** Crossing the finish line in pit lane      **S2** Time from 1st intermediate to 2nd intermediate  
**S1** Time from finish line to 1st intermediate      **S3** Time from 2nd intermediate to finish line      **FY** Full Yellow Flag

Lap	Lap Time	S1	S2	S3	Lap	Lap Time	S1	S2	S3
3	1:52.970	40.408	41.739	30.823					
4	1:50.608	39.555	40.874	30.179					
5	1:49.339	39.049	40.752	29.538					
6	1:48.327	39.478	39.533	29.316					
7	1:46.305	38.391	38.740	29.174					
8	1:46.657	38.532	38.827	29.298					
9	1:46.260	38.195	38.463	29.602					
10	2:01.452 <b>B</b>	38.361	42.945	40.146					
11	6:31.869	5:23.393	38.823	29.653					
12	1:51.957 <b>B</b>	38.602	38.946	34.409					
13	4:56.099	3:41.881	43.081	31.137					
14	1:50.628	39.962	40.584	30.082					
15	1:47.537	38.893	39.172	29.472					
16	1:46.265	38.356	38.703	29.206					
17	1:46.304	38.221	38.800	29.283					