

# **FORMULA RENAULT** **2.0**

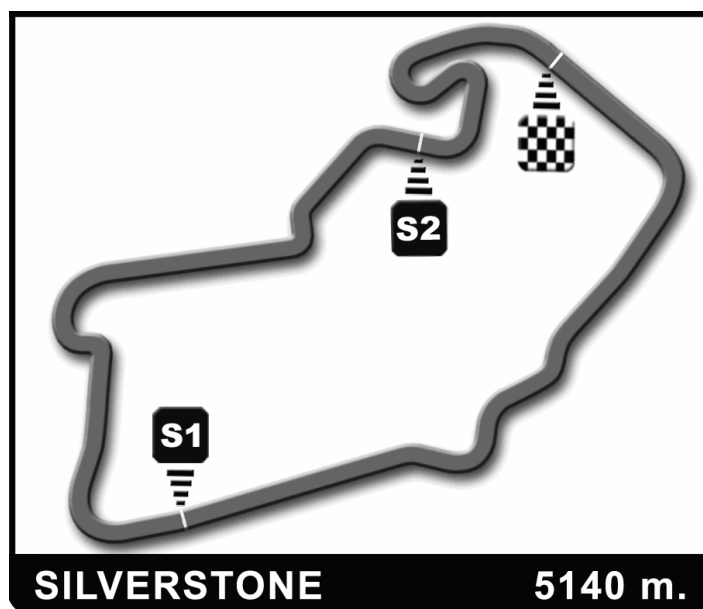


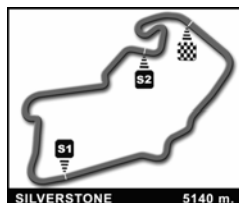
## **ROUND 2:**

# **SILVERSTONE**

**EUROCUP FORMULA RENAULT 2.0**

**Results Booklet**





Computerised results and timing service

## ROUND 2: SILVERSTONE EURO CUP FORMULA RENAULT 2.0 COLLECTIVE TEST 1 Classification

Driver	Nation	ASN	Team	Time	Lap	Total	Gap	Kph
1 11 Valtteri BOTTAS	FIN	FIN	MOTOPARK ACADEMY	1:48.236	31	33	-	171.0
2 8 Roberto MERHI	ESP	ESP	EPSILON EUSKADI 2	1:48.548	26	27	+0.312	170.5
3 12 Daniel RICCIARDO	AUS	AUS	SG FORMULA	1:48.656	22	28	+0.420	170.3
4 15 Nelson LUKES	FRA	FRA	SG FORMULA	1:49.166	30	30	+0.930	169.5
5 41 Dean SMITH	GBR	GBR	FORTEC MOTORSPORT	1:49.349	23	27	+1.113	169.2
6 28 Pal VARHAUG	NOR	NOR	JENZER MOTORSPORT	1:49.443	21	26	+1.207	169.1
7 6 Jean Eric VERGNE	FRA	FRA	SG DRIVERS PROJECT	1:49.531	21	26	+1.295	168.9
8 34 Mathieu ARZENO	FRA	FRA	EPSILON SPORT	1:49.597	20	30	+1.361	168.8
9 18 Patrick REITERER	ITA	ITA	PREMA POWERTEAM	1:49.709	27	28	+1.473	168.7
10 38 Luciano BACHETA	GBR	GBR	HITECH JUNIOR RACING	1:49.728	28	28	+1.492	168.6
11 36 Richard SINGLETON	GBR	GBR	HITECH JUNIOR TEAM	1:49.755	22	25	+1.519	168.6
12 5 Anton NEBILITSKYI	RUS	RUS	SG DRIVERS PROJECT	1:49.773	24	27	+1.537	168.6
13 44 Alex MORGAN	GBR	GBR	FORTEC COMPETITION	1:49.866	24	24	+1.630	168.4
14 14 Andrea CALDARELLI	ITA	ITA	SG FORMULA	1:49.918	27	28	+1.682	168.3
15 27 Michele FACCIN	ITA	ITA	JENZER MOTORSPORT	1:49.929	24	27	+1.693	168.3
16 35 Stephane RICHELMI	MON	MON	EPSILON SPORT	1:49.951	28	29	+1.715	168.3
17 25 Cesar RAMOS	BRA	BRA	BVM MINARDI TEAM	1:50.040	31	32	+1.804	168.2
18 26 Adrian QUAIFE-HOBBS	GBR	GBR	BVM MINARDI TEAM	1:50.079	28	34	+1.843	168.1
19 23 Juan Pablo GARCÍA	MEX	MEX	TEAM MOTOPARK	1:50.108	27	28	+1.872	168.1
20 24 Daniel ZAMPIERI	ITA	ITA	BVM MINARDI TEAM	1:50.116	16	30	+1.880	168.0
21 10 Tobias HEGEWALD	GER	GER	MOTOPARK ACADEMY	1:50.132	33	34	+1.896	168.0
22 2 Pablo MONTILLA	ESP	ESP	EPSILON EUSKADI 1	1:50.223	23	24	+1.987	167.9
23 7 Albert COSTA	ESP	ESP	EPSILON EUSKADI 2	1:50.271	26	28	+2.035	167.8
24 31 Himar ACOSTA	ESP	ESP	IQUICK	1:50.355	18	24	+2.119	167.7
25 22 Kuba GIERMAZIAK	POL	POL	TEAM MOTOPARK	1:50.366	20	29	+2.130	167.7
26 78 Benajmin LARICHE	FRA	FRA	POLE SERVICES	1:50.373	25	26	+2.137	167.6
27 4 Ramez AZZAM	CAN	DUB	SG DRIVERS PROJECT	1:50.375	22	30	+2.139	167.6
28 3 Richard CAMPOLLO	DOM	DOM	EPSILON EUSKADI 1	1:50.431	13	26	+2.195	167.6
29 37 Miki MONRAS	ESP	ESP	HITECH JUNIOR TEAM	1:50.603	32	32	+2.367	167.3
30 19 Adam KOUT	CZE	CZE	KRENEK MOTORSPORT	1:50.647	25	25	+2.411	167.2
31 30 Miguel OTEGUI	ESP	ESP	IQUICK	1:50.654	26	26	+2.418	167.2
32 17 Sergio CAMPANA	ITA	ITA	PREMA POWERTEAM	1:50.706	26	26	+2.470	167.1
33 43 Gabriel DIAS	BRA	BRA	FORTEC COMPETITION	1:50.729	18	28	+2.493	167.1
34 39 Juan JACOBO	COL	COL	HITECH JUNIOR RACING	1:50.765	18	20	+2.529	167.1
35 1 Jake ROSENZWEIG	USA	USA	EPSILON EUSKADI 1	1:50.799	13	13	+2.563	167.0
36 29 Siso CUNILL	ESP	ESP	JENZER MOTORSPORT	1:51.336	15	16	+3.100	166.2
37 21 Nathanaël BERTHON	FRA	FRA	BOUTSEN ENERGY RACING	1:51.487	24	27	+3.251	166.0
38 42 Daniel MCKENZIE	GBR	GBR	FORTEC MOTORSPORT	1:51.570	9	22	+3.334	165.9
39 45 Nicolas MARROC	FRA	FRA	TCS RACING	1:51.622	14	23	+3.386	165.8
40 9 Carlos MUÑOZ	COL	ESP	EPSILON EUSKADI 2	1:51.660	19	19	+3.424	165.7
41 32 Marcelo CONCHADO	ESP	ESP	AMITER GALUPPO SPORT	1:52.202	11	23	+3.966	164.9
42 40 Dino BUTORAC	CRO	CRO	RB RACING TEAM	1:56.282	23	24	+8.046	159.1

<b>Fastest Lap</b>	Lap 31	Valtteri BOTTAS	1:48.236	171.0 Kph
<b>Circuit Record Lap</b>		NEW TRACK		Kph
<b>Circuit Best Lap</b>	05/06/2008	Valtteri BOTTAS	1:48.236	171.0 Kph

The results are provisional until the end of the limit for protest and appeals

The limit for protest expires 30' at the latest after publication of the results - Time: .....

<b>Stewards:</b>	<b>Timekeeper:</b>
------------------	--------------------



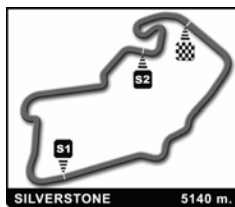
Computerised results and timing service

## ROUND 2: SILVERSTONE EUROCUP FORMULA RENAULT 2.0 COLLECTIVE TEST 1 Best Partial Times

IT Ideal Lap Time, sum of the best partial times

BT Best Lap Time

		S1		S2		S3					
Pos	Driver	Time	Driver	Time	Driver	Time	Pos	Driver	IT	BT	
1	11 V.BOTTAS	36.853	11 V.BOTTAS	45.074	11 V.BOTTAS	25.935	1	V.BOTTAS	1'47.862	1:48.236	(1)
2	12 D.RICCIARDO	37.214	8 R.MERHI	45.253	8 R.MERHI	25.953	2	R.MERHI	1'48.444	1:48.548	(2)
3	8 R.MERHI	37.238	12 D.RICCIARDO	45.291	12 D.RICCIARDO	25.992	3	D.RICCIARDO	1'48.497	1:48.656	(3)
4	15 N.LUKES	37.325	28 P.VARHAUG	45.438	14 A.CALDARELLI	26.103	4	N.LUKES	1'48.994	1:49.166	(4)
5	41 D.SMITH	37.374	10 T.HEGEWALD	45.455	6 J.VERGNE	26.111	5	P.VARHAUG	1'49.237	1:49.443	(6)
6	26 A.QUAIFE-HOBBS	37.522	18 P.REITERER	45.496	36 R.SINGLETON	26.122	6	R.SINGLETON	1'49.343	1:49.755	(11)
7	6 J.VERGNE	37.537	15 N.LUKES	45.500	18 P.REITERER	26.148	7	D.SMITH	1'49.349	1:49.349	(5)
8	10 T.HEGEWALD	37.556	36 R.SINGLETON	45.533	15 N.LUKES	26.169	8	J.VERGNE	1'49.392	1:49.531	(7)
9	28 P.VARHAUG	37.587	27 M.FACCIN	45.539	44 A.MORGAN	26.188	9	P.REITERER	1'49.404	1:49.709	(9)
10	34 M.ARZENO	37.591	2 P.MONTILLA	45.582	25 C.RAMOS	26.200	10	T.HEGEWALD	1'49.468	1:50.132	(21)
11	7 A.COSTA	37.645	34 M.ARZENO	45.608	24 D.ZAMPIERI	26.202	11	A.MORGAN	1'49.499	1:49.866	(13)
12	38 L.BACHETA	37.651	25 C.RAMOS	45.634	28 P.VARHAUG	26.212	12	A.CALDARELLI	1'49.516	1:49.918	(14)
13	44 A.MORGAN	37.655	44 A.MORGAN	45.656	41 D.SMITH	26.233	13	M.ARZENO	1'49.518	1:49.597	(8)
14	25 C.RAMOS	37.686	3 R.CAMPOLLO	45.667	38 L.BACHETA	26.239	14	C.RAMOS	1'49.520	1:50.040	(17)
15	36 R.SINGLETON	37.688	14 A.CALDARELLI	45.671	26 A.QUAIFE-HOBBS	26.257	15	A.QUAIFE-HOBBS	1'49.599	1:50.079	(18)
16	19 A.KOUT	37.701	5 .NEBILITSKYI	45.714	31 H.ACOSTA	26.261	16	L.BACHETA	1'49.708	1:49.728	(10)
17	14 A.CALDARELLI	37.742	35 S.RICHELM	45.714	1 J.ROSENZWEIG	26.262	17	M.FACCIN	1'49.712	1:49.929	(15)
18	35 S.RICHELM	37.746	41 D.SMITH	45.742	5 .NEBILITSKYI	26.297	18	.NEBILITSKYI	1'49.766	1:49.773	(12)
19	5 .NEBILITSKYI	37.755	6 J.VERGNE	45.744	23 J.GARCÍA	26.312	19	S.RICHELM	1'49.805	1:49.951	(16)
20	18 P.REITERER	37.760	38 L.BACHETA	45.818	34 M.ARZENO	26.319	20	R.CAMPOLLO	1'49.887	1:50.431	(28)
21	4 R.AZZAM	37.767	26 A.QUAIFE-HOBBS	45.820	3 R.CAMPOLLO	26.331	21	J.GARCÍA	1'49.968	1:50.108	(19)
22	27 M.FACCIN	37.770	22 K.GIERMAZIAK	45.826	35 S.RICHELM	26.345	22	D.ZAMPIERI	1'50.008	1:50.116	(20)
23	23 J.GARCÍA	37.782	39 J.JACOBO	45.831	7 A.COSTA	26.400	23	K.GIERMAZIAK	1'50.074	1:50.366	(25)
24	22 K.GIERMAZIAK	37.808	23 J.GARCÍA	45.874	27 M.FACCIN	26.403	24	P.MONTILLA	1'50.129	1:50.223	(22)
25	2 P.MONTILLA	37.865	31 H.ACOSTA	45.901	17 S.CAMPANA	26.415	25	R.AZZAM	1'50.160	1:50.375	(27)
26	37 M.MONRAS	37.888	24 D.ZAMPIERI	45.916	4 R.AZZAM	26.425	26	A.COSTA	1'50.173	1:50.271	(23)
27	3 R.CAMPOLLO	37.889	37 M.MONRAS	45.939	22 K.GIERMAZIAK	26.440	27	H.ACOSTA	1'50.182	1:50.355	(24)
28	43 G.DIAS	37.890	4 R.AZZAM	45.968	43 G.DIAS	26.453	28	M.MONRAS	1'50.370	1:50.603	(29)
29	24 D.ZAMPIERI	37.890	17 S.CAMPANA	46.024	10 T.HEGEWALD	26.457	29	J.JACOBO	1'50.392	1:50.765	(34)
30	30 M.OTEGUI	37.905	43 G.DIAS	46.067	42 D.MCKENZIE	26.486	30	G.DIAS	1'50.410	1:50.729	(33)
31	1 J.ROSENZWEIG	37.998	30 M.OTEGUI	46.118	39 J.JACOBO	26.506	31	J.ROSENZWEIG	1'50.528	1:50.799	(35)
32	29 S.CUNILL	38.014	7 A.COSTA	46.128	30 M.OTEGUI	26.518	32	M.OTEGUI	1'50.541	1:50.654	(31)
33	31 H.ACOSTA	38.020	45 N.MARROC	46.215	37 M.MONRAS	26.543	33	A.KOUT	1'50.582	1:50.647	(30)
34	39 J.JACOBO	38.055	1 J.ROSENZWEIG	46.268	19 A.KOUT	26.593	34	S.CAMPANA	1'50.706	1:50.706	(32)
35	45 N.MARROC	38.176	19 A.KOUT	46.288	21 N.BERTHON	26.617	35	D.MCKENZIE	1'51.072	1:51.570	(38)
36	42 D.MCKENZIE	38.254	21 N.BERTHON	46.306	29 S.CUNILL	26.626	36	S.CUNILL	1'51.115	1:51.336	(36)
37	17 S.CAMPANA	38.267	42 D.MCKENZIE	46.332	32 M.CONCHADO	26.678	37	N.MARROC	1'51.164	1:51.622	(39)
38	21 N.BERTHON	38.294	32 M.CONCHADO	46.343	2 P.MONTILLA	26.682	38	N.BERTHON	1'51.217	1:51.487	(37)
39	9 C.MUÑOZ	38.446	9 C.MUÑOZ	46.362	9 C.MUÑOZ	26.727	39	C.MUÑOZ	1'51.535	1:51.660	(40)
40	32 M.CONCHADO	38.522	29 S.CUNILL	46.475	45 N.MARROC	26.773	40	M.CONCHADO	1'51.543	1:52.202	(41)
41	40 D.BUTORAC	40.250	40 D.BUTORAC	48.091	40 D.BUTORAC	27.510	41	D.BUTORAC	1'55.851	1:56.282	(42)



Computerised results and timing service

**ROUND 2: SILVERSTONE**  
**EUROCUP FORMULA RENAULT 2.0**  
**COLLECTIVE TEST 1**  
**Fastest Laps Sequence**

Practice Time	Driver	Nation	Time	Kph	Driver's Lap
4:30.861	24 Daniel ZAMPIERI	ITA	1:56.808	158.4	2
4:41.518	25 Cesar RAMOS	BRA	1:54.567	161.5	2
5:28.419	11 Valtteri BOTTAS	FIN	1:53.052	163.7	2
7:19.638	11 Valtteri BOTTAS	FIN	1:51.219	166.4	3
9:10.842	11 Valtteri BOTTAS	FIN	1:51.204	166.4	4
12:01.174	26 Adrian QUAIFFE-HOBBS	GBR	1:51.203	166.4	6
12:16.533	25 Cesar RAMOS	BRA	1:51.104	166.5	6
12:54.251	11 Valtteri BOTTAS	FIN	1:50.825	167.0	6
21:49.666	25 Cesar RAMOS	BRA	1:50.759	167.1	9
22:24.031	15 Nelson LUKES	FRA	1:50.658	167.2	8
22:27.713	26 Adrian QUAIFFE-HOBBS	GBR	1:50.500	167.5	10
23:39.938	25 Cesar RAMOS	BRA	1:50.272	167.8	10
24:23.130	11 Valtteri BOTTAS	FIN	1:50.008	168.2	9
28:17.831	11 Valtteri BOTTAS	FIN	1:49.857	168.4	11
32:13.569	11 Valtteri BOTTAS	FIN	1:49.298	169.3	13
44:42.300	11 Valtteri BOTTAS	FIN	1:49.113	169.6	17
1:09:55.485	12 Daniel RICCIARDO	AUS	1:48.656	170.3	22
1:21:42.754	11 Valtteri BOTTAS	FIN	1:48.236	171.0	31



Computerised results and timing service

## ROUND 2: SILVERSTONE

### EUROCUP FORMULA RENAULT 2.0

#### COLLECTIVE TEST 1

#### Chronological Analysis of Performances

**B** Crossing the finish line in pit lane  
**S1** Time from finish line to 1st intermediate  
**S2** Time from 1st intermediate to 2nd intermediate  
**S3** Time from 2nd intermediate to finish line  
**FY** Full Yellow Flag

Lap	Lap Time	S1	S2	S3	Lap	Lap Time	S1	S2	S3
<b>1</b>	<b>Jake ROSENZWEIG</b> EPSILON EUSKADI 1			USA	4	1:52.599	39.440	46.571	26.588
					5	2:19.638 <b>B</b>	38.654	47.198	53.786
1	7:56.101 <b>B</b>	6:20.326	55.141	40.634	6	6:25.198	5:11.968	46.704	26.526
2	46:27.674 <b>B</b>				7	1:51.461	39.194	45.936	26.331
3	7:17.733	6:02.170	47.975	27.588	8	1:51.037	38.827	45.793	26.417
4	1:53.961	39.196	47.113	27.652	9	1:50.964	38.344	45.667	26.953
5	1:52.986	38.951	46.755	27.280	10	1:52.751	40.242	46.003	26.506
6	1:58.887	38.486	52.733	27.668	11	1:50.766	38.335	45.946	26.485
7	1:55.491	38.673	49.767	27.051	12	1:50.475	37.941	45.903	26.631
8	1:52.927	38.972	47.191	26.764	13	1:50.431	37.941	45.944	26.546
9	1:52.486	38.491	47.252	26.743	14	1:51.320	37.889	46.584	26.847
10	2:02.778 <b>B</b>	38.404	47.859	36.515	15	2:01.600 <b>B</b>	38.426	46.994	36.180
11	7:34.421	6:20.432	47.465	26.524	16	19:24.299 <b>B</b>			
12	1:50.802	38.272	46.268	26.262	17	4:03.294	2:50.044	46.652	26.598
13	1:50.799	37.998	46.316	26.485	18	1:50.982	38.380	46.003	26.599
<b>2</b>	<b>Pablo MONTILLA</b> EPSILON EUSKADI 1			ESP	19	1:50.597	37.952	45.953	26.692
1	5:30.585 <b>B</b>	3:54.392	52.795	43.398	20	1:50.796	38.008	46.156	26.632
2	5:21.370	4:02.275	50.699	28.396	21	1:51.167	38.071	46.160	26.936
3	1:58.237	41.360	49.265	27.612	22	1:51.612	38.180	46.682	26.750
4	2:12.278 <b>B</b>	39.663	47.801	44.814	23	2:24.567 <b>B</b>	38.382	46.836	59.349
5	5:08.802	3:54.290	47.121	27.391	24	7:43.261	6:29.626	47.079	26.556
6	1:53.550	38.880	47.296	27.374	25	1:51.956	38.618	46.681	26.657
7	1:53.461	38.496	48.005	26.960	26	1:50.707	38.272	45.977	26.458
8	1:51.872	38.378	46.708	26.786					
9	1:51.629	38.060	46.288	27.281					
10	1:51.416	37.913	46.527	26.976					
11	1:52.247	37.992	46.582	27.673					
12	1:51.262	38.043	46.250	26.969					
13	2:01.908 <b>B</b>	37.865	46.472	37.571					
14	13:30.825 <b>B</b>								
15	12:22.720	...	46.691	26.946					
16	1:51.595	38.377	46.127	27.091					
17	1:51.823	38.261	46.480	27.082					
18	1:52.296	39.250	46.151	26.895					
19	2:33.212 <b>B</b>	37.974	45.845	1:09.393					
20	8:52.757	7:36.420	49.110	27.227					
21	1:52.375	39.238	46.164	26.973					
22	1:50.615	38.079	45.777	26.759					
23	1:50.223	37.870	45.582	26.771					
24	1:51.300	38.660	45.958	26.682					
<b>3</b>	<b>Richard CAMPOLLO</b> EPSILON EUSKADI 1			DOM					
1	7:56.989	6:40.425	49.083	27.481					
2	1:54.389	40.202	47.456	26.731					
3	1:52.310	39.180	46.691	26.439					
<b>4</b>	<b>Ramez AZZAM</b> SG DRIVERS PROJECT			CAN	1	5:27.674	4:09.753	49.662	28.259
					2	1:54.746	40.020	47.247	27.479
					3	1:52.716	39.052	46.554	27.110
					4	1:52.439	38.640	46.727	27.072
					5	1:54.140	39.003	48.085	27.052
					6	2:14.027 <b>B</b>	38.344	50.315	45.368
					7	8:28.516	7:14.837	46.876	26.803
					8	1:53.416	38.868	47.817	26.731
					9	1:51.927	38.561	46.586	26.780
					10	1:51.934	39.093	45.968	26.873
					11	1:51.573	38.053	46.422	27.098
					12	1:50.978	37.767	46.250	26.961
					13	1:51.786	38.603	46.297	26.886
					14	2:00.899 <b>B</b>	38.263	46.170	36.466
					15	10:34.143	9:17.556	49.281	27.306
					16	1:51.985	38.338	46.674	26.973
					17	1:51.240	38.069	46.299	26.872
					18	1:51.541	38.323	46.523	26.695
					19	2:07.966 <b>B</b>	38.068	47.082	42.816
					20	8:01.644	6:46.875	48.023	26.746
					21	1:51.168	38.350	46.261	26.557
					22	1:50.375	37.938	46.012	26.425
					23	1:52.225	38.949	46.058	27.218



Computerised results and timing service

**ROUND 2: SILVERSTONE**  
**EUROCUP FORMULA RENAULT 2.0**  
**COLLECTIVE TEST 1**  
**Chronological Analysis of Performances**

Lap	Lap Time	S1	S2	S3	Lap	Lap Time	S1	S2	S3
24	1:51.050	38.161	46.210	26.679	10	1:51.176	37.902	46.727	26.547
25	1:51.469	38.204	46.584	26.681	11	1:50.956	37.987	46.217	26.752
26	1:51.748	38.521	46.258	26.969	12	1:50.953	37.790	46.075	27.088
27	1:51.482	38.757	46.120	26.605	13	1:50.656	37.998	46.109	26.549
28	2:02.251 B	39.061	46.608	36.582	14	1:50.332	37.790	46.195	26.347
29	5:08.512	3:55.237	46.610	26.665	15	11:34.804	37.955	46.045	...
30	1:50.543	37.825	46.139	26.579	16	1:50.444	38.072	45.963	26.409

**5 Anton NEBILITSKYI** RUS  
SG DRIVERS PROJECT

1	11:16.245	9:52.659	54.846	28.740
2	1:58.926	41.928	49.531	27.467
3	2:24.967 B	39.912	57.309	47.746
4	5:18.456	4:03.069	48.285	27.102
5	1:53.563	39.398	47.447	26.718
6	1:52.590	39.258	46.588	26.744
7	1:51.331	38.602	46.247	26.482
8	1:51.314	38.375	46.149	26.790
9	1:50.942	38.424	45.888	26.630
10	1:50.643	38.074	46.077	26.492
11	2:01.542 B	39.221	46.010	36.311
12	9:57.692	8:43.960	47.106	26.626
13	1:50.616	38.112	45.923	26.581
14	1:50.666	38.184	45.874	26.608
15	1:50.533	38.315	45.726	26.492
16	1:50.773	38.238	46.056	26.479
17	1:50.696	38.072	46.036	26.588
18	2:13.198 B	38.134	52.678	42.386
19	6:29.972	5:14.208	48.738	27.026
20	1:51.705	38.913	46.175	26.617
21	1:59.141	38.161	54.162	26.818
22	1:50.530	37.850	45.818	26.862
23	1:51.082	37.908	46.344	26.830
24	1:49.773	37.755	45.721	26.297
25	1:50.051	37.845	45.714	26.492
26	1:53.565	37.951	46.180	29.434
27	2:00.510 B	38.202	45.744	36.564

**6 Jean Eric VERGNE** FRA  
SG DRIVERS PROJECT

1	5:26.133	4:06.245	51.955	27.933
2	1:55.547	40.969	47.340	27.238
3	1:52.431	38.937	46.692	26.802
4	1:51.377	38.649	46.240	26.488
5	2:02.983	38.474	57.118	27.391
6	2:14.688 B	38.685	46.396	49.607
7	11:05.498	9:48.111	50.270	27.117
8	1:51.259	38.395	46.234	26.630
9	1:51.303	37.923	46.365	27.015

B Crossing the finish line in pit lane			S2 Time from 1st intermediate to 2nd intermediate			S3 Time from 2nd intermediate to finish line			FY Full Yellow Flag
Lap	Lap Time	S1	S2	S3	Lap	Lap Time	S1	S2	S3
17	2:10.250 B	37.873	50.104	42.273	20	1:50.186	38.085	45.848	26.253
18	11:54.728	...	47.479	26.376	21	1:49.531	37.537	45.744	26.250
19	1:50.590	38.617	45.772	26.201	22	1:56.449	37.720	51.934	26.795
20	1:50.186	38.085	45.848	26.253	23	2:05.303 B	38.028	46.177	41.098
21	1:49.531	37.537	45.744	26.250	24	6:03.398	4:32.703	1:00.252	30.443
22	1:56.449	37.720	51.934	26.795	25	1:50.168	38.062	45.995	26.111
23	2:05.303 B	38.028	46.177	41.098	26	1:50.455	37.702	46.231	26.522
24	6:03.398	4:32.703	1:00.252	30.443					
25	1:50.168	38.062	45.995	26.111					
26	1:50.455	37.702	46.231	26.522					

**7 Albert COSTA** ESP  
EPSILON EUSKADI 2

1	4:45.023 B	3:13.971	53.108	37.944
2	5:01.991	3:44.882	49.846	27.263
3	1:54.786	39.582	47.960	27.244
4	1:53.194	38.962	47.372	26.860
5	2:19.518 B	38.820	47.008	53.690
6	5:13.518	3:59.639	47.081	26.798
7	1:51.828	38.608	46.711	26.509
8	1:51.285	38.348	46.398	26.539
9	1:51.043	38.107	46.478	26.458
10	1:50.910	38.080	46.312	26.518
11	1:51.724	37.915	46.642	27.167
12	1:51.200	38.347	46.277	26.576
13	1:51.151	38.112	46.381	26.658
14	1:50.683	37.887	46.331	26.465
15	2:01.886 B	37.809	46.534	37.543
16	12:13.555 B			
17	3:09.562	1:54.798	48.209	26.555
18	2:13.702 B	37.991	54.163	41.548
19	7:14.696	6:01.980	46.316	26.400
20	1:51.305	38.115	46.413	26.777
21	1:50.701	38.072	46.149	26.480
22	1:50.540	37.804	46.197	26.539
23	1:50.648	37.926	46.239	26.483
24	1:50.597	37.836	46.313	26.448
25	1:50.543	37.841	46.128	26.574
26	1:50.271	37.645	46.175	26.451
27	2:01.235 B	37.917	49.306	34.012
28	5:01.742	3:48.436	46.609	26.697



Computerised results and timing service

**ROUND 2: SILVERSTONE**  
**EURO CUP FORMULA RENAULT 2.0**  
**COLLECTIVE TEST 1**  
**Chronological Analysis of Performances**

**B** Crossing the finish line in pit lane  
**S1** Time from finish line to 1st intermediate  
**S2** Time from 1st intermediate to 2nd intermediate  
**S3** Time from 2nd intermediate to finish line  
**FY** Full Yellow Flag

Lap	Lap Time	S1	S2	S3	Lap	Lap Time	S1	S2	S3
<b>8 Roberto MERHI</b> ESP					<b>17</b> 2:04.513 <b>B</b> 38.838 47.424 38.251				
EPSILON EUSKADI 2					<b>18</b> 8:29.292 7:15.144 47.356 26.792				
1	8:43.873	7:25.586	50.422	27.865	<b>19</b> 1:51.660 38.556 46.377 26.727				
2	1:54.867	40.568	47.146	27.153	<b>10 Tobias HEGEWALD</b> GER				
3	1:51.525	38.239	46.710	26.576	MOTOPARK ACADEMY				
4	2:11.139 <b>B</b>	38.147	46.314	46.678	1	3:23.527	2:02.422	52.540	28.565
5	6:03.821	4:50.615	46.689	26.517	2	1:59.065	41.402	50.188	27.475
6	1:50.792	38.090	46.220	26.482	3	1:55.484	40.684	47.646	27.154
7	1:50.438	37.695	46.232	26.511	4	1:52.430	38.766	46.667	26.997
8	1:55.814	38.039	46.299	31.476	5	1:54.496	40.905	46.623	26.968
9	1:50.687	37.877	46.215	26.595	6	1:51.678	38.425	46.457	26.796
10	1:54.578	38.047	49.130	27.401	7	2:13.306 <b>B</b>	38.879	50.496	43.931
11	1:50.590	37.706	46.065	26.819	8	5:48.980	4:35.879	46.503	26.598
12	1:50.263	37.580	46.167	26.516	9	1:51.229	38.967	45.763	26.499
13	2:01.298 <b>B</b>	38.444	47.745	35.109	10	1:50.352	38.308	45.455	26.589
14	16:58.010	...	45.956	26.294	11	1:50.410	38.012	45.840	26.558
15	2:05.595 <b>B</b>	37.905	45.678	42.012	12	1:50.931	38.579	45.731	26.621
16	4:56.619 <b>B</b>				13	1:51.324	38.414	46.089	26.821
17	3:11.512	1:56.322	48.309	26.881	14	1:51.286	38.181	46.091	27.014
18	1:50.194	37.816	46.021	26.357	15	2:10.088	38.034	1:01.999	30.055
19	1:50.345	37.899	46.044	26.402	16	1:51.181	38.200	46.287	26.694
20	1:49.994	37.659	45.941	26.394	17	2:02.098 <b>B</b>	37.733	45.779	38.586
21	1:50.117	37.702	45.903	26.512	18	7:01.357 <b>B</b>			
22	1:57.718 <b>B</b>	37.489	45.969	34.260	19	2:27.732	1:14.329	46.485	26.918
23	5:43.760	4:29.453	46.746	27.561	20	2:17.474	56.426	50.711	30.337
24	1:51.241	38.380	45.817	27.044	21	1:51.485	37.876	46.235	27.374
25	1:48.742	37.445	45.253	26.044	22	2:03.636 <b>B</b>	38.328	46.030	39.278
26	1:48.548	37.331	45.264	25.953	23	8:09.539	6:49.783	49.776	29.980
27	1:48.820	37.238	45.536	26.046	24	1:51.100	38.045	45.783	27.272
<b>9 Carlos MUÑOZ</b> COL					<b>25</b> 1:50.247 37.994 45.710 26.543				
EPSILON EUSKADI 2					<b>26</b> 1:50.282 38.134 45.682 26.466				
1	6:21.781 <b>B</b>	4:41.834	56.205	43.742	27	1:50.350	37.803	46.011	26.536
2	15:58.162	...	54.147	27.853	28	1:51.101	38.401	45.906	26.794
3	1:58.623	42.263	49.022	27.338	29	1:50.165	37.556	45.937	26.672
4	1:54.071	39.572	47.490	27.009	30	2:03.864 <b>B</b>	38.480	47.833	37.551
5	1:53.212	39.032	47.179	27.001	31	5:21.987	4:01.601	51.995	28.391
6	1:53.565	39.406	47.078	27.081	32	1:51.096	38.156	46.269	26.671
7	1:52.415	38.578	46.762	27.075	33	1:50.132	37.867	45.808	26.457
8	2:02.790 <b>B</b>	38.446	46.642	37.702	34	1:50.559	37.853	46.028	26.678
9	19:24.463 <b>B</b>				<b>11 Valtteri BOTTAS</b> FIN				
10	8:57.214	7:42.279	47.824	27.111	MOTOPARK ACADEMY				
11	1:52.663	38.843	46.953	26.867	1	3:35.367	2:13.969	52.499	28.899
12	1:52.619	38.648	46.930	27.041	2	1:53.052	39.129	47.173	26.750
13	1:52.108	38.713	46.422	26.973	3	1:51.219	38.390	46.355	26.474
14	1:51.968	38.528	46.362	27.078	4	1:51.204	37.979	46.421	26.804
15	1:53.277	39.175	47.241	26.861	5	1:52.584	40.261	45.970	26.353
16	1:52.344	38.462	47.035	26.847	6	1:50.825	38.702	45.899	26.224



Computerised results and timing service

**ROUND 2: SILVERSTONE**  
**EUROCUP FORMULA RENAULT 2.0**  
**COLLECTIVE TEST 1**  
**Chronological Analysis of Performances**

					B Crossing the finish line in pit lane					S2 Time from 1st intermediate to 2nd intermediate									
					S1 Time from finish line to 1st intermediate					S3 Time from 2nd intermediate to finish line					FY Full Yellow Flag				
Lap	Lap Time	S1	S2	S3	Lap	Lap Time	S1	S2	S3	Lap	Lap Time	S1	S2	S3					
7	2:10.278 <b>B</b>	38.094	47.329	44.855	20	13:33.186	...	48.852	26.433										
8	7:28.593	6:16.191	46.249	26.153	21	1:49.375	37.685	45.476	26.214										
9	1:50.008	37.806	45.809	26.393	22	<b>1:48.656</b>	37.279	45.385	<b>25.992</b>										
10	2:04.844	47.665	49.861	27.318	23	1:49.642	37.352	45.348	26.942										
11	1:49.857	37.689	45.886	26.282	24	1:57.701 <b>B</b>	37.921	45.469	34.311										
12	2:06.440	37.579	58.287	30.574	25	7:23.999	6:11.915	45.908	26.176										
13	1:49.298	37.616	45.389	26.293	26	1:49.409	37.523	<b>45.291</b>	26.595										
14	<b>2:02.283</b>	37.738	46.537	38.008	27	1:49.399	37.218	46.139	26.042										
15	6:47.713	5:33.812	47.304	26.597	28	1:51.312	<b>37.214</b>	45.861	28.237										
16	1:49.622	37.709	45.548	26.365															
17	1:49.113	37.452	45.367	26.294															
18	1:49.454	37.364	45.535	26.555															
19	1:49.185	37.317	45.544	26.324															
20	1:49.433	37.581	45.557	26.295															
21	2:05.121 <b>B</b>	37.919	46.618	40.584															
22	4:13.301 <b>B</b>																		
23	5:54.448	4:40.972	46.831	26.645															
24	1:49.548	37.721	45.672	26.155															
25	1:55.096	37.723	49.272	28.101															
26	1:49.422	37.594	45.480	26.348															
27	1:49.533	37.571	45.556	26.406															
28	2:01.816 <b>B</b>	38.411	46.141	37.264															
29	6:13.695	4:55.772	51.038	26.885															
30	1:52.166	39.224	45.883	27.059															
31	<b>1:48.236</b>	37.227	<b>45.074</b>	<b>25.935</b>															
32	1:48.291	<b>36.853</b>	45.280	26.158															
33	2:13.247 <b>B</b>	41.730	49.632	41.885															
<b>12 Daniel RICCIARDO</b> AUS					<b>14 Andrea CALDARELLI</b> ITA														
SG FORMULA					SG FORMULA														
1	5:35.454	4:19.816	48.395	27.243	1	6:07.544	4:47.002	51.189	29.353										
2	1:53.457	40.030	46.862	26.565	2	1:56.702	39.503	47.122	30.077										
3	1:51.285	38.506	46.088	26.691	3	1:52.422	38.940	46.580	26.902										
4	1:52.098	38.743	46.911	26.444	4	1:56.792	42.665	47.418	26.709										
5	1:51.263	38.627	46.171	26.465	5	1:51.591	38.566	46.455	26.570										
6	2:13.531 <b>B</b>	37.975	49.293	46.263	6	2:23.279 <b>B</b>	40.124	47.887	55.268										
7	8:12.744	6:59.509	46.502	26.733	7	6:31.297	5:18.134	46.604	26.559										
8	1:50.435	38.263	45.815	26.357	8	1:50.851	38.359	46.177	26.315										
9	1:51.822	38.146	47.314	26.362	9	1:50.917	38.218	46.165	26.534										
10	1:49.918	37.859	45.823	26.236	10	1:50.890	38.345	46.081	26.464										
11	1:49.957	37.922	45.552	26.483	11	1:50.686	38.279	45.958	26.449										
12	1:50.458	38.079	46.164	26.215	12	1:50.607	37.945	46.168	26.494										
13	1:58.519 <b>B</b>	37.761	45.804	34.954	13	2:02.734 <b>B</b>	38.182	46.221	38.331										
14	8:46.587	5:44.897	46.097	2:15.593	14	9:35.022	8:18.134	50.536	26.352										
15	1:49.205	37.491	45.465	26.249	15	1:50.298	37.905	45.937	26.456										
16	1:49.363	37.562	45.598	26.203	16	1:49.992	<b>37.742</b>	<b>45.671</b>	26.579										
17	1:50.330	38.386	45.631	26.313	17	2:01.301	37.998	56.879	26.424										
18	1:49.468	37.568	45.639	26.261	18	1:50.138	37.955	45.807	26.376										
19	1:58.374 <b>B</b>	37.603	46.198	34.573	19	1:50.272	38.086	45.838	26.348										
					20	2:12.473 <b>B</b>	37.742	50.362	44.369										
					21	14:45.789	...	47.207	26.608										
					22	1:58.984	40.100	51.179	27.705										
					23	1:51.605	38.050	47.007	26.548										
					24	1:53.089	40.819	45.834	26.436										
					25	1:50.232	37.856	45.993	26.383										
					26	1:50.223	38.014	45.902	26.307										
					27	<b>1:49.918</b>	37.952	45.863	<b>26.103</b>										
					28	2:02.748 <b>B</b>	39.389	46.769	36.590										
<b>15 Nelson LUKES</b> FRA					<b>15 Nelson LUKES</b> FRA														
SG FORMULA					SG FORMULA														
1	4:54.656	3:36.725	50.404	27.527	1	4:54.656	3:36.725	50.404	27.527										
2	1:53.701	39.796	46.871	27.034	2	1:53.701	39.796	46.871	27.034										
3	1:52.797	39.011	46.771	27.015	3	1:52.797	39.011	46.771	27.015										
4	1:51.521	38.579	46.306	26.636	4	1:51.521	38.579	46.306	26.636										
5	1:51.602	38.259	46.950	26.393	5	1:51.602	38.259	46.950	26.393										
6	2:14.339 <b>B</b>	38.039	46.790	49.510	6	2:14.339 <b>B</b>	38.039	46.790	49.510										





Computerised results and timing service

**ROUND 2: SILVERSTONE**  
**EUROCUP FORMULA RENAULT 2.0**  
**COLLECTIVE TEST 1**  
**Chronological Analysis of Performances**

					B Crossing the finish line in pit lane		S2 Time from 1st intermediate to 2nd intermediate									
					S1 Time from finish line to 1st intermedia		S3 Time from 2nd intermediate to finish line		FY Full Yellow Flag							
Lap	Lap Time	S1	S2	S3	Lap	Lap Time	S1	S2	S3							
7	5:54.757	4:42.005	46.293	26.459	23	1:51.370	38.765	46.048	26.557							
8	1:50.658	38.314	45.870	26.474	24	1:52.525	39.806	46.231	26.488							
9	1:52.801	39.616	46.895	26.290	25	1:51.295	38.315	46.333	26.647							
10	1:50.771	37.966	46.132	26.673	26	1:50.706	38.267	46.024	26.415							
11	1:52.996	39.622	46.614	26.760	<div style="border: 1px solid black; padding: 5px;"> <b>18 Patrick REITERER</b> ITA PREMA POWERTEAM                 </div>											
12	1:51.906	38.092	47.294	26.520												
13	1:51.377	38.579	46.306	26.492												
14	1:50.513	37.968	46.073	26.472							1	5:04.441 B	3:33.181	51.664	39.596	
15	2:01.367 B	37.994	45.937	37.436							2	4:56.521	3:40.034	48.644	27.843	
16	10:30.206	9:16.840	46.742	26.624							3	1:54.603	39.904	47.367	27.332	
17	1:50.911	38.179	46.156	26.576							4	1:55.590	40.402	47.746	27.442	
18	1:51.696	38.457	46.529	26.710							5	2:21.795 B	38.667	46.835	56.293	
19	1:50.572	38.120	46.038	26.414							6	5:59.324	4:44.569	47.279	27.476	
20	2:02.177 B	37.977	46.125	38.075							7	1:52.222	38.512	46.700	27.010	
21	12:58.014	...	49.391	28.837							8	1:50.906	38.121	46.050	26.735	
22	1:50.982	38.504	45.931	26.547							9	1:50.383	37.990	45.818	26.575	
23	1:49.659	37.898	45.508	26.253							10	1:59.696 B	37.987	46.062	35.647	
24	1:49.897	37.661	45.881	26.355							11	5:17.496	4:01.814	48.541	27.141	
25	1:59.254	37.901	53.976	27.377	12	1:51.093	38.290	45.998	26.805							
26	1:59.971 B	38.163	45.787	36.021	13	1:51.261	38.481	46.151	26.629							
27	5:05.944	3:53.545	46.070	26.329	14	1:50.914	38.221	45.818	26.875							
28	1:49.704	37.696	45.668	26.340	15	2:00.360 B	38.042	46.068	36.250							
29	1:49.598	37.795	45.634	26.169	16	10:37.502	9:21.177	49.346	26.979							
30	1:49.166	37.325	45.500	26.341	17	2:05.191 B	38.391	47.854	38.946							
<div style="border: 1px solid black; padding: 5px;"> <b>17 Sergio CAMPANA</b> ITA PREMA POWERTEAM                 </div>					18	8:24.113	7:10.839	46.839	26.435							
					19	1:50.568	37.989	46.116	26.463							
					20	1:50.361	37.925	45.862	26.574							
					21	1:54.932	38.018	49.204	27.710							
					22	1:59.311 B	37.933	45.813	35.565							
					23	5:46.903	4:29.972	48.967	27.964							
					24	1:56.574	37.840	46.209	32.525							
					25	1:49.905	37.942	45.815	26.148							
					26	1:49.723	37.775	45.496	26.452							
					27	1:49.709	37.760	45.778	26.171							
					28	1:58.967	38.508	52.902	27.557							
					<div style="border: 1px solid black; padding: 5px;"> <b>19 Adam KOUT</b> CZE KRENEK MOTORSPORT                 </div>					1	5:06.629	3:46.124	52.258	28.247		
2	1:56.701	40.590	48.668	27.443												
3	1:54.595	39.144	48.317	27.134												
4	1:54.596	38.773	48.636	27.187												
5	1:54.422	39.951	47.295	27.176												
6	2:10.791 B	38.532	49.115	43.144												
7	11:37.745	...	47.602	27.018												
8	1:53.315	38.767	47.582	26.966												
9	1:52.121	38.435	46.561	27.125												
10	1:51.724	38.159	46.565	27.000												
11	1:51.838	38.033	46.855	26.950												



Computerised results and timing service

**ROUND 2: SILVERSTONE**  
**EURO CUP FORMULA RENAULT 2.0**  
**COLLECTIVE TEST 1**  
**Chronological Analysis of Performances**

Lap	Lap Time	S1	S2	S3	Lap	Lap Time	S1	S2	S3
12	1:51.683	38.219	46.670	26.794	3	1:54.122	39.697	47.797	26.628
13	1:52.073	38.112	46.757	27.204	4	1:52.509	39.082	46.987	26.440
14	2:03.942B	38.241	46.673	39.028	5	1:51.737	38.806	46.486	26.445
15	22:13.246	...	48.669	27.066	6	1:54.644	41.127	46.983	26.534
16	1:51.971	38.714	46.556	26.701	7	2:12.610B	39.625	47.481	45.504
17	1:52.020	38.392	46.906	26.722	8	7:25.860	6:12.684	46.730	26.446
18	1:51.707	38.540	46.497	26.670	9	1:50.746	38.224	45.900	26.622
19	1:51.868	38.379	46.561	26.928	10	1:51.797	38.024	46.923	26.850
20	1:51.324	38.182	46.549	26.593	11	1:53.664	41.026	46.140	26.498
21	1:51.037	38.080	46.288	26.669	12	1:57.283	41.991	48.030	27.262
22	2:04.532B	38.381	46.768	39.383	13	1:51.180	38.318	46.087	26.775
23	7:02.301	5:48.200	47.111	26.990	14	1:50.631	37.876	46.143	26.612
24	1:51.561	38.132	46.814	26.615	15	2:02.163B	38.040	47.422	36.701
25	1:50.647	37.701	46.340	26.606	16	8:05.575	6:52.204	46.498	26.873
					17	1:50.892	38.508	45.826	26.558
					18	1:50.442	38.003	45.918	26.521
					19	1:50.901	38.418	46.001	26.482
					20	1:50.366	37.808	45.941	26.617
					21	1:50.548	37.987	46.039	26.522
					22	2:04.893B	40.061	46.884	37.948
					23	15:43.764B			
					24	2:24.960	1:11.610	46.491	26.859
					25	1:51.694	38.736	46.304	26.654
					26	1:51.238	38.146	46.486	26.606
					27	2:01.801B	38.383	46.202	37.216
					28	4:26.498	3:13.672	46.199	26.627
					29	1:50.976	37.993	46.198	26.785

**21 Nathanaël BERTHON** FRA  
BOUTSEN ENERGY RACING

1	4:35.974	3:15.190	52.262	28.522
2	1:58.393	41.593	49.495	27.305
3	1:55.879	40.727	48.184	26.968
4	1:54.450	40.372	47.096	26.982
5	1:53.802	40.074	46.947	26.781
6	2:13.607B	39.473	47.979	46.155
7	7:27.305	6:12.725	47.417	27.163
8	1:53.063	39.392	46.892	26.779
9	1:52.596	39.044	46.687	26.865
10	1:52.653	39.208	46.705	26.740
11	1:52.172	38.600	46.410	27.162
12	1:51.838	38.533	46.327	26.978
13	1:52.516	38.655	46.565	27.296
14	1:55.443	40.713	47.776	26.954
15	2:07.006B	38.963	46.772	41.271
16	24:29.729	...	47.564	26.886
17	1:52.393	38.850	46.354	27.189
18	1:52.115	38.616	46.576	26.923
19	1:52.414	38.691	46.846	26.877
20	1:51.722	38.512	46.560	26.650
21	1:52.256	38.907	46.470	26.879
22	2:10.069B	38.294	46.306	45.469
23	5:37.935	4:23.886	47.275	26.774
24	1:51.487	38.525	46.345	26.617
25	1:51.906	38.570	46.590	26.746
26	1:51.987	38.490	46.645	26.852
27	1:52.159	38.378	46.901	26.880

**22 Kuba GIERMAZIAK** POL  
TEAM MOTOPARK

1	3:26.779	2:07.522	50.560	28.697
2	1:56.002	40.186	48.427	27.389

**23 Juan Pablo GARCÍA** MEX  
TEAM MOTOPARK

1	3:04.686	1:43.637	51.039	30.010
2	1:58.719	41.644	49.303	27.772
3	1:55.404	39.917	48.232	27.255
4	1:53.075	38.867	47.107	27.101
5	1:53.972	39.111	47.790	27.071
6	1:52.418	38.711	46.878	26.829
7	2:08.073B	38.548	48.913	40.612
8	8:32.518	7:18.771	47.330	26.417
9	1:51.392	38.268	46.674	26.450
10	1:50.890	38.115	46.119	26.656
11	1:50.993	38.109	46.352	26.532
12	1:50.862	38.084	46.320	26.458
13	1:51.327	38.425	46.177	26.725
14	1:51.319	38.361	46.227	26.731
15	1:58.818B	38.900	47.153	32.765
16	16:16.230	...	47.055	26.619
17	2:04.135B	38.519	46.438	39.178
18	6:39.796	5:26.195	46.541	27.060
19	1:51.941	38.695	46.484	26.762



Computerised results and timing service

**ROUND 2: SILVERSTONE**  
**EUROCUP FORMULA RENAULT 2.0**  
**COLLECTIVE TEST 1**  
**Chronological Analysis of Performances**

					B Crossing the finish line in pit lane		S2 Time from 1st intermediate to 2nd intermediate			
					S1 Time from finish line to 1st intermedia		S3 Time from 2nd intermediate to finish line		FY Full Yellow Flag	
Lap	Lap Time	S1	S2	S3	Lap	Lap Time	S1	S2	S3	
20	1:50.683	38.134	46.006	26.543	5	1:51.760	38.995	46.332	26.433	
21	1:50.628	37.961	46.123	26.544	6	1:51.104	38.848	45.931	26.325	
22	1:51.940	38.565	46.384	26.991	7	2:28.463B	57.485	49.961	41.017	
23	1:51.404	38.313	46.285	26.806	8	5:13.911	4:01.599	45.986	26.326	
24	1:55.927B	37.946	46.255	31.726	9	1:50.759	38.405	46.053	26.301	
25	7:39.247	6:24.859	47.546	26.842	10	1:50.272	38.126	45.634	26.512	
26	1:50.385	38.199	45.874	26.312	11	1:50.890	38.056	46.154	26.680	
27	1:50.108	37.782	45.990	26.336	12	1:50.948	38.172	46.292	26.484	
28	1:50.497	38.139	45.908	26.450	13	1:58.702B	37.803	45.965	34.934	
<b>24 Daniel ZAMPIERI</b> ITA					14	8:55.532B				
BVM MINARDI TEAM					15	2:28.998	1:14.648	47.646	26.704	
1	2:34.053	1:13.811	50.858	29.384	16	1:54.373			26.374	
2	1:56.808	40.404	49.082	27.322	17	1:50.239	37.906	45.987	26.346	
3	1:54.288	39.550	47.798	26.940	18	1:50.329	37.968	45.795	26.566	
4	1:53.757	39.020	48.153	26.584	19	1:50.415	37.900	45.954	26.561	
5	1:51.805	39.006	46.316	26.483	20	1:50.501	37.951	46.162	26.388	
6	1:51.231	38.357	46.414	26.460	21	1:50.253	37.869	45.959	26.425	
7	1:51.042	38.486	45.996	26.560	22	2:07.405B	37.830	49.531	40.044	
8	2:24.928B	42.786	57.022	45.120	23	11:11.163	9:57.495	46.996	26.672	
9	4:56.113	3:37.591	51.497	27.025	24	1:51.782	38.930	46.071	26.781	
10	1:51.055	38.571	46.114	26.370	25	2:00.196B	38.600	45.987	35.609	
11	1:50.779	38.454	45.942	26.383	26	2:27.804	1:10.887	50.526	26.391	
12	1:50.357	38.057	46.061	26.239	27	1:51.485	38.995	46.191	26.299	
13	2:03.446	43.383	52.689	27.374	28	1:50.236	37.978	45.870	26.388	
14	1:50.826	38.223	46.091	26.512	29	1:51.566	37.686	46.125	27.755	
15	1:50.302	37.890	46.210	26.202	30	1:50.180	38.000	45.977	26.203	
16	1:50.116	37.920	45.969	26.227	31	1:50.040	38.027	45.813	26.200	
17	1:50.211	37.914	46.003	26.294	32	2:01.437B	38.279	47.275	35.883	
18	2:07.871B	41.324	48.549	37.998	<b>26 Adrian QUAIFE-HOBBS</b> GBR					
19	12:42.112B				BVM MINARDI TEAM					
20	2:51.375B	1:18.086	54.179	39.110	1	2:33.214	1:12.603	51.351	29.260	
21	9:29.993	8:12.950	49.561	27.482	2	1:59.278	42.577	49.027	27.674	
22	1:50.798	38.177	45.916	26.705	3	1:53.734	39.751	47.107	26.876	
23	1:50.735	38.231	46.074	26.430	4	1:52.030	38.407	46.953	26.670	
24	2:03.344	38.154	53.104	32.086	5	1:51.715	38.501	46.668	26.546	
25	1:51.090	38.664	45.935	26.491	6	1:51.203	38.093	46.609	26.501	
26	1:55.803	38.488	47.938	29.377	7	1:50.880	38.135	46.064	26.681	
27	1:51.444	38.405	46.485	26.554	8	2:22.907B	43.392	56.081	43.434	
28	1:59.348B	38.222	46.423	34.703	9	4:22.252	3:09.611	46.342	26.299	
29	7:57.207	6:41.208	48.231	27.768	10	1:50.500	38.062	46.093	26.345	
30	1:50.779	38.125	46.005	26.649	11	1:51.280	37.941	46.257	27.082	
<b>25 Cesar RAMOS</b> BRA					12	1:51.340	39.037	46.040	26.263	
BVM MINARDI TEAM					13	1:50.507	37.522	46.401	26.584	
1	2:46.951	1:28.762	50.305	27.884	14	1:50.427	37.941	46.229	26.257	
2	1:54.567	40.451	47.183	26.933	15	2:01.274B	38.298	46.061	36.915	
3	2:00.780	46.155	47.966	26.659	16	6:31.146B				
4	1:51.371	38.605	46.145	26.621	17	2:27.645	1:14.496	46.617	26.532	
					18	1:50.773			26.353	



Computerised results and timing service

**ROUND 2: SILVERSTONE**  
**EUROCUP FORMULA RENAULT 2.0**  
**COLLECTIVE TEST 1**  
**Chronological Analysis of Performances**

Lap	Lap Time	S1	S2	S3	Lap	Lap Time	S1	S2	S3
19	1:50.335	37.843	46.095	26.397	1	3:56.642	2:30.490	55.938	30.214
20	1:50.128	37.802	46.020	26.306	2	2:10.993B	42.641	48.665	39.687
21	1:50.375	37.690	46.136	26.549	3	5:19.272	4:04.926	47.375	26.971
22	1:50.557	38.002	46.096	26.459	4	1:54.143	39.464	47.787	26.892
23	1:50.182	37.636	46.149	26.397	5	2:24.693B	38.547	55.875	50.271
24	2:03.840B	37.822	46.341	39.677	6	4:00.013	2:47.048	46.404	26.561
25	8:33.989	7:20.863	46.639	26.487	7	1:51.012	38.410	46.072	26.530
26	1:50.428	38.044	46.038	26.346	8	1:52.717	38.483	46.438	27.796
27	1:50.393	37.989	46.108	26.296	9	1:52.975	40.564	45.842	26.569
28	1:50.079	37.678	45.857	26.544	10	1:51.107	38.532	45.832	26.743
29	1:50.414	37.784	46.027	26.603	11	1:50.291	38.077	45.819	26.395
30	1:50.880	38.077	45.985	26.818	12	1:50.274	37.937	45.779	26.558
31	1:52.032	38.135	47.280	26.617	13	2:02.013B	37.887	46.362	37.764
32	1:50.252	37.988	45.820	26.444	14	13:32.201	...	46.433	26.996
33	2:04.958B	38.800	48.211	37.947	15	1:50.262	38.024	45.776	26.462
34	7:55.772	6:41.469	46.261	28.042	16	1:50.583	38.086	45.880	26.617
					17	1:50.542	38.144	45.837	26.561
					18	2:04.828B	40.061	46.197	38.570
					19	14:57.721	...	53.931	27.006
					20	1:50.210	38.425	45.573	26.212
					21	1:49.443	37.737	45.459	26.247
					22	1:49.611	37.948	45.438	26.225
					23	1:49.886	37.587	45.673	26.626
					24	1:49.468	37.617	45.629	26.222
					25	1:49.945	37.870	45.725	26.350
					26	2:01.309B	38.164	46.052	37.093

**27 Michele FACCIN** ITA  
JENZER MOTORSPORT

1	3:57.227	2:29.166	56.728	31.333
2	2:02.628	43.487	50.417	28.724
3	2:14.051B	41.888	49.239	42.924
4	5:07.993	3:51.755	48.363	27.875
5	2:25.521B	39.475	55.095	50.951
6	5:55.200	4:40.871	47.139	27.190
7	1:53.445	39.260	47.080	27.105
8	1:52.596	38.858	46.796	26.942
9	1:52.037	38.796	46.271	26.970
10	1:51.317	38.321	46.117	26.879
11	2:01.217B	38.458	46.147	36.612
12	11:49.735	...	46.814	26.877
13	1:51.528	38.608	45.984	26.936
14	1:51.171	38.447	46.051	26.673
15	1:51.287	38.754	45.896	26.637
16	1:51.104	38.410	45.940	26.754
17	1:51.046	38.307	46.067	26.672
18	2:04.755B	38.196	46.261	40.298
19	10:38.621	9:24.287	47.182	27.152
20	1:51.189	38.685	45.951	26.553
21	1:50.786	38.383	45.833	26.570
22	1:50.542	37.785	45.742	27.015
23	1:50.053	37.831	45.740	26.482
24	1:49.929	37.987	45.539	26.403
25	1:49.992	37.770	45.641	26.581
26	1:50.863	38.092	46.276	26.495
27	2:01.596B	38.326	46.216	37.054

**28 Pal VARHAUG** NOR  
JENZER MOTORSPORT

**29 Siso CUNILL** ESP  
JENZER MOTORSPORT

1	4:15.303B	2:37.550	51.661	46.092
2	5:47.317	4:30.562	49.159	27.596
3	1:53.723	39.500	47.534	26.689
4	45:49.815B	38.965	47.093	...
5	3:50.984	2:31.958	51.494	27.532
6	1:55.059	39.895	48.021	27.143
7	1:52.277	38.439	47.064	26.774
8	1:52.752	38.530	47.559	26.663
9	1:51.435	38.165	46.638	26.632
10	1:51.492	38.391	46.475	26.626
11	1:52.803	39.220	46.781	26.802
12	1:51.754	38.299	46.580	26.875
13	1:52.036	38.471	46.826	26.739
14	1:51.615	38.154	46.688	26.773
15	1:51.336	38.014	46.575	26.747
16	2:03.500B	38.559	46.679	38.262

**30 Miguel OTEGUI** ESP  
IQUICK

1	23:30.903	...	52.383	30.293
---	-----------	-----	--------	--------



Computerised results and timing service

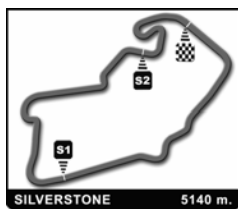
## ROUND 2: SILVERSTONE

### EUROCUP FORMULA RENAULT 2.0

### COLLECTIVE TEST 1

### Chronological Analysis of Performances

					<b>B</b> Crossing the finish line in pit lane		<b>S2</b> Time from 1st intermediate to 2nd intermediate				
					<b>S1</b> Time from finish line to 1st intermedia		<b>S3</b> Time from 2nd intermediate to finish line		<b>FY</b> Full Yellow Flag		
<b>Lap</b>	<b>Lap Time</b>	<b>S1</b>	<b>S2</b>	<b>S3</b>	<b>Lap</b>	<b>Lap Time</b>	<b>S1</b>	<b>S2</b>	<b>S3</b>		
2	2:02.454	43.022	51.607	27.825	22	1:51.826	38.290	46.375	27.161		
3	1:59.708	43.368	49.075	27.265	23	1:50.493	38.073	46.159	26.261		
4	1:57.405	40.784	48.626	27.995	24	1:50.600	38.020	46.206	26.374		
5	1:55.647	39.854	47.045	28.748	<b>32</b> <b>Marcelo CONCHADO</b> ESP						
6	1:53.677	39.368	47.029	27.280							AMITER GALUPPO SPORT
7	1:54.524	40.585	46.782	27.157	1	8:28.378	7:04.999	54.704	28.675		
8	1:53.098	38.987	46.899	27.212	2	2:01.075	43.028	50.418	27.629		
9	1:52.427	38.748	46.543	27.136	3	2:07.863B	40.380	49.416	38.067		
10	1:53.567	40.035	46.533	26.999	4	8:47.234	7:31.703	48.290	27.241		
11	2:18.235B			33.717	5	1:55.293	40.669	47.835	26.789		
12	5:52.047	4:35.987	48.559	27.501	6	1:52.770	39.521	46.478	26.771		
13	1:52.994	38.915	46.473	27.606	7	1:52.638	38.946	46.692	27.000		
14	1:52.649	39.398	46.359	26.892	8	1:52.800	39.182	46.588	27.030		
15	2:04.957B	38.435	46.228	40.294	9	1:52.920	39.078	46.694	27.148		
16	8:07.952	6:51.096	46.474	30.382	10	1:52.863	38.522	47.572	26.769		
17	1:54.144	38.329	48.466	27.349	11	1:52.202	38.611	46.343	27.248		
18	1:54.848	39.744	47.845	27.259	12	2:00.369B	38.664	46.346	35.359		
19	1:51.461	38.129	46.269	27.063	13	18:10.466B					
20	1:57.050B	38.572	46.332	32.146	14	7:23.651	6:09.123	47.222	27.306		
21	5:37.080B				15	1:53.240	39.470	46.637	27.133		
22	2:30.560	1:13.621	49.620	27.319	16	1:53.334	38.693	47.327	27.314		
23	1:52.708	39.367	46.471	26.870	17	1:52.431	38.791	46.455	27.185		
24	1:53.783	38.429	48.523	26.831	18	1:52.822	38.653	46.936	27.233		
25	1:50.844	37.905	46.118	26.821	19	1:59.654	45.534	47.186	26.934		
26	1:50.654	37.951	46.185	26.518	20	2:40.689B	1:15.034	47.209	38.446		
<b>31</b> <b>Himar ACOSTA</b> ESP					21	6:15.473	5:02.014	46.781	26.678		
IQUICK					22	2:18.785	39.002	1:11.614	28.169		
1	10:59.271	9:31.805	58.156	29.310	23	1:59.739B	38.887	46.892	33.960		
2	2:04.920	45.267	51.340	28.313	<b>34</b> <b>Mathieu ARZENO</b> FRA						
3	2:16.293B	40.057	48.131	48.105							EPSILON SPORT
4	8:50.858	7:36.542	47.476	26.840	1	3:24.142	2:02.928	52.728	28.486		
5	1:54.398	40.150	47.426	26.822	2	1:56.734	40.990	48.418	27.326		
6	2:01.702B	39.197	47.060	35.445	3	1:53.153	39.271	47.205	26.677		
7	12:03.521	...	50.434	27.025	4	1:54.035	38.763	48.488	26.784		
8	1:52.358	38.989			5	1:52.852	39.522	46.386	26.944		
9	1:54.906	38.745	49.345	26.816	6	1:54.672	39.876	48.032	26.764		
10	1:51.632	38.657	45.911	27.064	7	2:11.053B	39.715	46.797	44.541		
11	2:32.141B	38.775	1:16.710	36.656	8	8:40.931	7:27.452	46.895	26.584		
12	6:20.992B	4:53.596	46.616	40.780	9	1:52.880	40.083	46.321	26.476		
13	8:09.881	6:56.093	47.235	26.553	10	1:51.009	38.097	46.471	26.441		
14	1:50.799	38.171	46.313	26.315	11	1:50.687	38.165	46.077	26.445		
15	1:50.679	38.134	46.106	26.439	12	1:51.281	38.027	46.086	27.168		
16	1:51.538	38.609	46.475	26.454	13	1:53.744	38.080	48.658	27.006		
17	1:50.801	38.152	46.079	26.570	14	1:50.161	37.899	45.833	26.429		
18	1:50.355	38.104	45.901	26.350	15	2:01.739B	38.313	45.988	37.438		
19	2:00.875B	38.482	46.239	36.154	16	8:55.628	7:41.069	46.517	28.042		
20	4:25.082B				17	1:50.213	38.012	45.808	26.393		
21	2:27.791	1:14.535	46.839	26.417							



Computerised results and timing service

**ROUND 2: SILVERSTONE**  
**EURO CUP FORMULA RENAULT 2.0**  
**COLLECTIVE TEST 1**
**Chronological Analysis of Performances**

					<small><b>B</b> Crossing the finish line in pit lane</small> <small><b>S1</b> Time from finish line to 1st intermedia</small>		<small><b>S2</b> Time from 1st intermediate to 2nd intermediate</small> <small><b>S3</b> Time from 2nd intermediate to finish line</small>		<small><b>FY</b> Full Yellow Flag</small>
Lap	Lap Time	S1	S2	S3	Lap	Lap Time	S1	S2	S3
18	1:50.205	37.840	45.974	26.391	2	1:54.582	40.186	47.547	26.849
19	1:50.361	37.889	45.948	26.524	3	1:52.992	38.862	47.311	26.819
20	1:49.597	37.670	45.608	26.319	4	1:51.589	38.489	46.726	26.374
21	2:16.190 <b>B</b>	42.027	53.123	41.040	5	1:51.504	38.167	46.840	26.497
22	9:42.914 <b>B</b>				6	2:22.322 <b>B</b>	38.198	51.654	52.470
23	4:33.735	3:18.268	48.982	26.485	7	7:14.055	6:00.958	46.528	26.569
24	1:51.644	38.834	45.878	26.932	8	1:50.775	38.141	46.166	26.468
25	1:50.360	37.952	45.997	26.411	9	1:50.427	37.997	46.151	26.279
26	1:56.312 <b>B</b>	37.883	45.849	32.580	10	1:50.554	38.075	46.111	26.368
27	4:38.218	3:23.859	47.480	26.879	11	1:50.456	38.018	45.997	26.441
28	1:50.738	38.325	45.930	26.483	12	1:50.431	37.822	46.280	26.329
29	1:50.847	38.282	46.022	26.543	13	2:02.712 <b>B</b>	38.174	46.553	37.985
30	1:49.904	37.591	45.770	26.543	14	11:18.103	...	47.136	26.882
					15	1:50.489	38.227	46.140	26.122
					16	1:49.765	37.688	45.883	26.194
					17	1:50.199	37.894	46.059	26.246
					18	1:50.429	37.880	45.999	26.550
					19	2:10.848 <b>B</b>	40.193	50.589	40.066
					20	10:26.325	9:03.595	56.250	26.480
					21	1:50.851	38.017	46.055	26.779
					22	1:49.755	37.751	45.533	26.471
					23	1:56.980	38.045	50.256	28.679
					24	2:20.297 <b>B</b>	49.416	49.707	41.174
					25	8:46.482 <b>B</b>	7:20.907	47.242	38.333
<b>35</b> <b>Stephane RICHELMI</b> MON					<b>37</b> <b>Miki MONRAS</b> ESP				
EPSILON SPORT					HITECH JUNIOR TEAM				
1	4:11.822	2:53.190	50.674	27.958	1	6:36.403	5:12.999	55.348	28.056
2	1:56.293	39.968	47.072	29.253	2	1:56.512	41.190	48.337	26.985
3	1:53.896	39.072	47.253	27.571	3	1:54.715	40.009	48.112	26.594
4	1:52.061	38.559	46.516	26.986	4	1:53.933	39.868	47.453	26.612
5	1:51.726	38.520	46.180	27.026	5	2:12.963 <b>B</b>	39.298	47.138	46.527
6	1:51.012	38.443	46.066	26.503	6	6:56.487	5:42.441	47.467	26.579
7	2:21.487 <b>B</b>	38.641	47.912	54.934	7	1:52.691	39.122	46.904	26.665
8	7:36.212	6:22.349	46.936	26.927	8	1:51.615	38.691	46.381	26.543
9	1:51.945	38.976	46.190	26.779	9	1:52.043	38.606	46.772	26.665
10	1:53.002	39.844	46.526	26.632	10	2:01.078 <b>B</b>	38.659	46.502	35.917
11	1:50.741	38.206	45.923	26.612	11	4:46.155	3:31.287	47.814	27.054
12	1:51.693	38.791	46.087	26.815	12	1:51.706	38.698	46.286	26.722
13	1:50.963	38.237	46.095	26.631	13	1:51.574	38.855	45.939	26.780
14	1:50.837	38.159	46.020	26.658	14	1:51.346	38.411	46.319	26.616
15	1:51.061	38.189	45.973	26.899	15	1:52.724	38.377	47.274	27.073
16	2:01.616 <b>B</b>	38.731	47.597	35.288	16	1:51.285	38.317	46.335	26.633
17	13:39.085	...	46.606	27.142	17	1:50.970	38.057	46.239	26.674
18	2:02.263 <b>B</b>	38.433	46.855	36.975	18	1:50.723	37.947	46.079	26.697
19	7:40.317 <b>B</b>				19	1:50.799	37.986	46.033	26.780
20	2:30.733	1:17.713	46.413	26.607	20	2:14.341 <b>B</b>	40.943	48.735	44.663
21	1:51.175	38.232	46.079	26.864	21	10:17.486 <b>B</b>			
22	1:53.675	40.408	46.508	26.759	22	2:37.987	1:23.911	47.080	26.996
23	1:51.389	38.482	45.963	26.944					
24	1:51.050	38.057	46.403	26.590					
25	2:02.235 <b>B</b>	38.653	48.058	35.524					
26	6:11.508	4:57.585	47.090	26.833					
27	1:50.870	38.672	45.714	26.484					
28	1:49.951	37.746	45.782	26.423					
29	1:50.006	37.887	45.774	26.345					
<b>36</b> <b>Richard SINGLETON</b> GBR									
HITECH JUNIOR TEAM									
1	5:57.172	4:35.016	53.987	28.169					



Computerised results and timing service

ROUND 2: SILVERSTONE  
EURO CUP FORMULA RENAULT 2.0  
COLLECTIVE TEST 1  
Chronological Analysis of Performances

B Crossing the finish line in pit lane  
S1 Time from finish line to 1st intermedia  
S2 Time from 1st intermediate to 2nd intermediate  
S3 Time from 2nd intermediate to finish line  
FY Full Yellow Flag

Lap	Lap Time	S1	S2	S3	Lap	Lap Time	S1	S2	S3
23	1:52.260	38.460	46.828	26.972	6	1:55.959	40.272	47.969	27.718
24	1:51.318	38.324	46.236	26.758	7	1:52.277	38.860	46.630	26.787
25	2:01.706B	38.884	46.810	36.012	8	1:51.428	38.522	46.291	26.615
26	4:23.557	3:06.302	50.150	27.105	9	2:13.728B	44.509	52.681	36.538
27	1:51.763	38.423	46.579	26.761	10	22:43.829B	...	48.839	41.504
28	1:50.935	38.129	46.131	26.675	11	8:54.063B			
29	1:51.316	38.408	46.105	26.803	12	2:32.176	1:17.950	47.396	26.830
30	1:50.793	38.068	45.971	26.754	13	1:53.302	39.897	46.681	26.724
31	1:50.987	38.023	46.223	26.741	14	1:51.065	38.295	46.147	26.623
32	1:50.603	37.888	46.108	26.607	15	1:54.832	40.234	46.867	27.731
					16	1:50.788	38.218	45.831	26.739
					17	1:51.045	38.055	46.413	26.577
					18	1:50.765	38.324	45.935	26.506
					19	1:50.988	38.210	46.106	26.672
					20	2:00.247B	39.357	46.820	34.070

**38** Luciano BACHETA GBR  
HITECH JUNIOR RACING

1	8:00.445	6:43.243	49.473	27.729
2	1:55.434	40.310	47.853	27.271
3	1:53.204	39.445	46.811	26.948
4	1:52.685	38.989	46.630	27.066
5	2:19.868B	38.884	49.076	51.908
6	7:53.534	6:39.427	46.941	27.166
7	1:52.825	38.890	46.731	27.204
8	1:54.877	39.135	48.558	27.184
9	1:52.353	38.907	46.286	27.160
10	1:52.403	38.673	46.565	27.165
11	1:52.562	38.794	46.657	27.111
12	2:01.668B	39.203	46.473	35.992
13	10:49.617B			
14	2:28.909	1:15.076	46.766	27.067
15	1:52.710	38.940	46.715	27.055
16	1:52.450	38.684	46.791	26.975
17	2:07.305B	38.948	47.081	41.276
18	8:56.108	7:41.967	47.264	26.877
19	1:51.886	38.539	46.525	26.822
20	1:51.509	38.293	46.243	26.973
21	1:51.631	38.345	46.287	26.999
22	2:00.986B	38.276	46.211	36.499
23	5:36.258	4:21.833	47.842	26.583
24	1:50.700	38.378	45.863	26.459
25	1:49.953	37.860	45.818	26.275
26	1:58.738	42.734	49.459	26.545
27	1:50.171	37.937	45.896	26.338
28	1:49.728	37.651	45.838	26.239

**39** Juan JACOBO COL  
HITECH JUNIOR RACING

1	6:54.260B	5:11.591	59.686	42.983
2	6:18.778	4:56.320	54.267	28.191
3	2:15.815B	41.885	50.896	43.034
4	6:10.289	4:52.017	50.936	27.336
5	1:56.511	40.212	48.944	27.355

**40** Dino BUTORAC CRO  
RB RACING TEAM

1	8:40.855	7:06.781	1:02.239	31.835
2	2:15.361	49.105	57.323	28.933
3	2:13.245	47.459	56.551	29.235
4	2:32.959B	46.703	57.829	48.427
5	6:15.736	4:54.452	52.414	28.870
6	2:04.856	44.179	52.188	28.489
7	2:01.615	43.007	49.951	28.657
8	2:00.205	42.445	49.848	27.912
9	2:21.119B	43.869	54.678	42.572
10	3:14.450	1:55.568	50.589	28.293
11	2:04.984	42.430	53.451	29.103
12	2:12.934B	43.050	50.346	39.538
13	15:07.446B			
14	8:45.446	7:24.513	52.556	28.377
15	1:59.996	41.325	49.828	28.843
16	1:57.921	40.906	49.381	27.634
17	1:57.700	40.927	48.219	28.554
18	1:58.435	40.844	49.827	27.764
19	1:59.167	42.034	49.163	27.970
20	1:56.845	40.575	48.398	27.872
21	1:57.856	42.079	48.135	27.642
22	1:56.640	40.661	48.091	27.888
23	1:56.282	40.250	48.522	27.510
24	2:08.682B	40.441	48.260	39.981

**41** Dean SMITH GBR  
FORTEC MOTORSPORT

1	2:57.817	1:31.092	56.295	30.430
2	2:34.639B	50.286	1:01.400	42.953
3	6:24.960	5:09.622	48.446	26.892
4	1:52.536	38.357	47.214	26.965



Computerised results and timing service

**ROUND 2: SILVERSTONE**  
**EUROCUP FORMULA RENAULT 2.0**  
**COLLECTIVE TEST 1**  
**Chronological Analysis of Performances**

**B** Crossing the finish line in pit lane  
**S1** Time from finish line to 1st intermedia  
**S2** Time from 1st intermediate to 2nd intermediate  
**S3** Time from 2nd intermediate to finish line  
**FY** Full Yellow Flag

Lap	Lap Time	S1	S2	S3	Lap	Lap Time	S1	S2	S3
5	2:19.781 <b>B</b>	38.185	46.476	55.120	<div style="border: 1px solid black; padding: 5px; display: inline-block;"> <b>43</b> <b>Gabriel DIAS</b>                      FORTEC COMPETITION                      BRA                 </div>				
6	6:30.855	5:17.242	46.829	26.784					
7	1:50.565	38.038	46.170	26.357					
8	1:53.917	38.202	48.552	27.163					
9	1:50.289	37.690	46.116	26.483					
10	1:54.989	37.540	47.881	29.568					
11	1:50.494	37.710	46.277	26.507					
12	1:50.004	37.552	46.076	26.376					
13	2:02.561 <b>B</b>	37.653	46.917	37.991					
14	11:22.629	...	45.930	26.567					
15	1:50.233	37.646	46.117	26.470					
16	1:50.159	37.534	46.127	26.498					
17	1:49.968	37.600	46.021	26.347					
18	2:04.798 <b>B</b>	37.659	46.523	40.616					
19	9:03.628 <b>B</b>								
20	2:33.638	1:17.541	49.078	27.019					
21	1:50.767	38.169	46.073	26.525					
22	1:49.763	37.566	45.839	26.358					
23	1:49.349	37.374	45.742	26.233					
24	1:49.864	37.506	45.878	26.480					
25	2:02.281 <b>B</b>	37.645	46.186	38.450					
26	7:51.736	6:38.971	46.307	26.458					
27	1:49.960	37.680	45.973	26.307					
<div style="border: 1px solid black; padding: 5px; display: inline-block;"> <b>42</b> <b>Daniel MCKENZIE</b>                      FORTEC MOTORSPORT                      GBR                 </div>					<div style="border: 1px solid black; padding: 5px; display: inline-block;"> <b>44</b> <b>Alex MORGAN</b>                      FORTEC COMPETITION                      GBR                 </div>				
1	3:40.854	2:17.468	53.757	29.629					
2	2:16.942 <b>B</b>	43.886	53.095	39.961					
3	9:14.906 <b>B</b>	7:38.988	50.652	45.266					
4	4:43.636	3:27.354	49.275	27.007					
5	1:53.095	39.391	46.771	26.933					
6	1:53.152	39.630	46.925	26.597					
7	1:52.325	38.764	46.524	27.037					
8	1:53.035	39.940	46.404	26.691					
9	1:51.570	38.731	46.353	26.486					
10	1:51.720	38.443	46.634	26.643					
11	1:51.610	38.570	46.433	26.607					
12	1:58.722 <b>B</b>	38.254	46.560	33.908					
13	19:25.484 <b>B</b>	...	47.103	37.853					
14	7:17.874	6:03.938	46.953	26.983					
15	1:52.231	38.792	46.447	26.992					
16	1:52.056	38.641	46.714	26.701					
17	1:58.278 <b>B</b>	38.350	46.624	33.304					
18	10:39.817 <b>B</b>								
19	2:25.159	1:11.910	46.454	26.795					
20	1:51.938	38.514	46.873	26.551					
21	1:51.579	38.450	46.332	26.797					
22	1:51.573	38.263	46.482	26.828					
1	3:06.932	1:36.282	57.857	32.793					
2	2:28.090 <b>B</b>	49.041	55.675	43.374					
3	7:35.120	6:17.752	49.950	27.418					
4	2:14.703 <b>B</b>	39.677	50.978	44.048					
5	6:27.863	5:13.494	47.733	26.636					
6	1:51.903	38.695	46.604	26.604					
7	1:51.944	38.576	46.871	26.497					
8	1:52.239	39.399	46.342	26.498					
9	1:51.021	38.162	46.314	26.545					
10	1:50.130	38.141	45.801	26.188					
11	1:50.436	37.788	46.146	26.502					
12	1:50.240	37.837	45.929	26.474					
13	2:02.654 <b>B</b>	40.109	47.340	35.205					
14	17:40.915 <b>B</b>	...	46.597	39.536					
15	7:10.717	5:57.387	46.707	26.623					





Computerised results and timing service

ROUND 2: SILVERSTONE  
EUROCUP FORMULA RENAULT 2.0  
COLLECTIVE TEST 1  
Chronological Analysis of Performances

B Crossing the finish line in pit lane  
S1 Time from finish line to 1st intermedia  
S2 Time from 1st intermediate to 2nd intermediate  
S3 Time from 2nd intermediate to finish line  
FY Full Yellow Flag

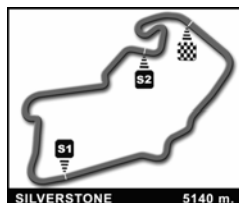
Lap	Lap Time	S1	S2	S3	Lap	Lap Time	S1	S2	S3
16	1:50.032	37.889	45.656	26.487	12	1:52.618			
17	1:50.082	37.823	45.886	26.373	13	1:51.528			
18	1:50.325	37.917	45.818	26.590	14	1:55.665			
19	1:50.377	37.655	46.122	26.600	15	1:52.083			
20	2:00.472B	37.821	46.003	36.648	16	1:50.950			
21	8:35.134	7:17.996	49.398	27.740	17	1:56.572B			
22	1:50.035	37.717	46.071	26.247	18	6:24.967			
23	1:50.017	37.689	45.975	26.353	19	1:51.590			
24	1:49.866	37.657	45.846	26.363	20	1:52.098			

**45** Nicolas MARROC FRA  
TCS RACING

1	4:01.204	2:41.069	51.269	28.866
2	2:00.822	41.281	48.898	30.643
3	1:57.539	40.862	48.458	28.219
4	1:55.729	39.826	47.280	28.623
5	1:52.536	38.817	46.559	27.160
6	1:54.231	39.115	46.932	28.184
7	2:22.207B	39.838	48.388	53.981
8	6:14.171	4:59.715	47.286	27.170
9	2:01.813	45.643	48.879	27.291
10	1:57.588	38.784	46.922	31.882
11	1:52.364	38.903	46.431	27.030
12	1:51.894	38.593	46.528	26.773
13	1:52.884	38.295	47.378	27.211
14	1:51.622	38.176	46.515	26.931
15	1:51.681	38.195	46.660	26.826
16	15:02.785	38.545	46.215	...
17	1:53.678	39.510	47.388	26.780
18	2:06.583B	38.467	46.668	41.448
19	7:43.095	6:29.164	47.072	26.859
20	1:52.605	39.401	46.345	26.859
21	1:53.055	38.321	47.432	27.302
22	1:53.229	38.826	46.368	28.035
23	1:54.846	38.620	49.318	26.908

**78** Benjamin LARICHE FRA  
POLE SERVICES

1	3:07.773
2	2:01.582
3	1:55.889
4	1:53.676
5	1:54.043
6	1:54.546
7	2:12.192B
8	6:28.898
9	2:51.222
10	1:53.764
11	1:54.376



Computerised results and timing service

## ROUND 2: SILVERSTONE EURO CUP FORMULA RENAULT 2.0 COLLECTIVE TEST 2 Classification

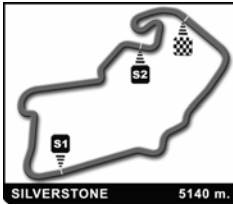
	Driver	Nation	ASN	Team		Time	Lap	Total	Gap	Kph
1	11 Valtteri BOTTAS	FIN	FIN	MOTOPARK ACADEMY		<b>1:46.613</b>	24	26	-	<b>173.6</b>
2	41 Dean SMITH	GBR	GBR	FORTEC MOTORSPORT		<b>1:47.136</b>	26	28	+0.523	<b>172.7</b>
3	12 Daniel RICCIARDO	AUS	AUS	SG FORMULA		<b>1:47.236</b>	24	27	+0.623	<b>172.6</b>
4	8 Roberto MERHI	ESP	ESP	EPSILON EUSKADI 2	J	<b>1:47.270</b>	22	24	+0.657	<b>172.5</b>
5	35 Stephane RICHELMI	MON	MON	EPSILON SPORT	J	<b>1:47.324</b>	22	27	+0.711	<b>172.4</b>
6	6 Jean Eric VERGNE	FRA	FRA	SG DRIVERS PROJECT	J	<b>1:47.487</b>	27	29	+0.874	<b>172.2</b>
7	25 Cesar RAMOS	BRA	BRA	BVM MINARDI TEAM	J	<b>1:47.549</b>	30	33	+0.936	<b>172.1</b>
8	26 Adrian QUAIFE-HOBBS	GBR	GBR	BVM MINARDI TEAM	J	<b>1:47.700</b>	32	32	+1.087	<b>171.8</b>
9	3 Richard CAMPOLLO	DOM	DOM	EPSILON EUSKADI 1		<b>1:47.811</b>	21	23	+1.198	<b>171.6</b>
10	24 Daniel ZAMPIERI	ITA	ITA	BVM MINARDI TEAM	J	<b>1:47.962</b>	21	23	+1.349	<b>171.4</b>
11	34 Mathieu ARZENO	FRA	FRA	EPSILON SPORT		<b>1:47.970</b>	26	30	+1.357	<b>171.4</b>
12	44 Alex MORGAN	GBR	GBR	FORTEC COMPETITION		<b>1:47.998</b>	27	30	+1.385	<b>171.3</b>
13	28 Pal VARHAUG	NOR	NOR	JENZER MOTORSPORT	J	<b>1:48.020</b>	21	22	+1.407	<b>171.3</b>
14	14 Andrea CALDARELLI	ITA	ITA	SG FORMULA	J	<b>1:48.087</b>	27	29	+1.474	<b>171.2</b>
15	78 Benajmin LARICHE	FRA	FRA	POLE SERVICES		<b>1:48.102</b>	26	29	+1.489	<b>171.2</b>
16	18 Patrick REITERER	ITA	ITA	PREMA POWERTEAM	J	<b>1:48.105</b>	21	27	+1.492	<b>171.2</b>
17	27 Michele FACCIN	ITA	ITA	JENZER MOTORSPORT	J	<b>1:48.121</b>	27	29	+1.508	<b>171.1</b>
18	15 Nelson LUKES	FRA	FRA	SG FORMULA		<b>1:48.140</b>	22	24	+1.527	<b>171.1</b>
19	10 Tobias HEGEWALD	GER	GER	MOTOPARK ACADEMY		<b>1:48.147</b>	28	28	+1.534	<b>171.1</b>
20	31 Himar ACOSTA	ESP	ESP	IQUICK	J	<b>1:48.217</b>	8	20	+1.604	<b>171.0</b>
21	7 Albert COSTA	ESP	ESP	EPSILON EUSKADI 2		<b>1:48.234</b>	14	28	+1.621	<b>171.0</b>
22	36 Richard SINGLETON	GBR	GBR	HITECH JUNIOR TEAM		<b>1:48.242</b>	24	25	+1.629	<b>171.0</b>
23	2 Pablo MONTILLA	ESP	ESP	EPSILON EUSKADI 1		<b>1:48.391</b>	21	24	+1.778	<b>170.7</b>
24	4 Ramez AZZAM	CAN	DUB	SG DRIVERS PROJECT	J	<b>1:48.415</b>	22	29	+1.802	<b>170.7</b>
25	19 Adam KOUT	CZE	CZE	KRENEK MOTORSPORT	J	<b>1:48.455</b>	24	26	+1.842	<b>170.6</b>
26	21 Nathanaël BERTHON	FRA	FRA	BOUTSEN ENERGY RACING		<b>1:48.548</b>	24	28	+1.935	<b>170.5</b>
27	43 Gabriel DIAS	BRA	BRA	FORTEC COMPETITION	J	<b>1:48.633</b>	13	27	+2.020	<b>170.3</b>
28	17 Sergio CAMPANA	ITA	ITA	PREMA POWERTEAM		<b>1:48.762</b>	25	28	+2.149	<b>170.1</b>
29	42 Daniel MCKENZIE	GBR	GBR	FORTEC MOTORSPORT		<b>1:48.888</b>	28	31	+2.275	<b>169.9</b>
30	39 Juan JACOBO	COL	COL	HITECH JUNIOR RACING	J	<b>1:48.980</b>	18	29	+2.367	<b>169.8</b>
31	23 Juan Pablo GARCÍA	MEX	MEX	TEAM MOTOPARK		<b>1:49.012</b>	23	26	+2.399	<b>169.7</b>
32	30 Miguel OTEGUI	ESP	ESP	IQUICK	J	<b>1:49.112</b>	10	26	+2.499	<b>169.6</b>
33	29 Siso CUNILL	ESP	ESP	JENZER MOTORSPORT		<b>1:49.116</b>	22	31	+2.503	<b>169.6</b>
34	22 Kuba GIERMAZIAK	POL	POL	TEAM MOTOPARK	J	<b>1:49.141</b>	13	18	+2.528	<b>169.5</b>
35	37 Miki MONRAS	ESP	ESP	HITECH JUNIOR TEAM	J	<b>1:49.228</b>	25	25	+2.615	<b>169.4</b>
36	1 Jake ROSENZWEIG	USA	USA	EPSILON EUSKADI 1		<b>1:49.317</b>	25	28	+2.704	<b>169.3</b>
37	45 Nicolas MARROC	FRA	FRA	TCS RACING		<b>1:49.402</b>	26	29	+2.789	<b>169.1</b>
38	38 Luciano BACHETA	GBR	GBR	HITECH JUNIOR RACING	J	<b>1:49.423</b>	22	25	+2.810	<b>169.1</b>
39	32 Marcelo CONCHADO	ESP	ESP	AMITER GALUPPO SPORT		<b>1:49.716</b>	11	29	+3.103	<b>168.7</b>
40	9 Carlos MUÑOZ	COL	ESP	EPSILON EUSKADI 2		<b>1:50.256</b>	23	26	+3.643	<b>167.8</b>
41	5 Anton NEBILITSKYI	RUS	RUS	SG DRIVERS PROJECT		<b>1:50.315</b>	6	6	+3.702	<b>167.7</b>
42	40 Dino BUTORAC	CRO	CRO	RB RACING TEAM		<b>1:51.737</b>	16	31	+5.124	<b>165.6</b>

<b>Fastest Lap</b>	Lap 24	Valtteri BOTTAS	<b>1:46.613</b>	173.6 Kph
<b>Circuit Record Lap</b>		NEW TRACK		Kph
<b>Circuit Best Lap</b>	05/06/2008	Valtteri BOTTAS	<b>1:46.613</b>	173.6 Kph

The results are provisional until the end of the limit for protest and appeals

The limit for protest expires 30' at the latest after publication of the results - Time: .....

<b>Stewards:</b>	<b>Timekeeper:</b>
------------------	--------------------



Computerised results and timing service

**ROUND 2: SILVERSTONE**  
**EURO CUP FORMULA RENAULT 2.0**  
**COLLECTIVE TEST THURSDAY**  
**Classification**

Driver	NAT	ASN	Team	Session 1		Session 2		Time	Gap
				Time	Lap	Time	Lap		
1 11 Valtteri BOTTAS	FIN	FIN	MOTOPARK ACADEMY	1:48.236	31	1:46.613	24	1:46.613	
2 41 Dean SMITH	GBR	GBR	FORTEC MOTORSPORT	1:49.349	23	1:47.136	26	1:47.136	+0.523
3 12 Daniel RICCIARDO	AUS	AUS	SG FORMULA	1:48.656	22	1:47.236	24	1:47.236	+0.623
4 8 Roberto MERHI	ESP	ESP	EPSILON EUSKADI 2	1:48.548	26	1:47.270	22	1:47.270	+0.657
5 35 Stephane RICHELMI	MON	MON	EPSILON SPORT	1:49.951	28	1:47.324	22	1:47.324	+0.711
6 6 Jean Eric VERGNE	FRA	FRA	SG DRIVERS PROJECT	1:49.531	21	1:47.487	27	1:47.487	+0.874
7 25 Cesar RAMOS	BRA	BRA	BVM MINARDI TEAM	1:50.040	31	1:47.549	30	1:47.549	+0.936
8 26 Adrian QUAIFE-HOBBS	GBR	GBR	BVM MINARDI TEAM	1:50.079	28	1:47.700	32	1:47.700	+1.087
9 3 Richard CAMPOLLO	DOM	DOM	EPSILON EUSKADI 1	1:50.431	13	1:47.811	21	1:47.811	+1.198
10 24 Daniel ZAMPIERI	ITA	ITA	BVM MINARDI TEAM	1:50.116	16	1:47.962	21	1:47.962	+1.349
11 34 Mathieu ARZENO	FRA	FRA	EPSILON SPORT	1:49.597	20	1:47.970	26	1:47.970	+1.357
12 44 Alex MORGAN	GBR	GBR	FORTEC COMPETITION	1:49.866	24	1:47.998	27	1:47.998	+1.385
13 28 Pal VARHAUG	NOR	NOR	JENZER MOTORSPORT	1:49.443	21	1:48.020	21	1:48.020	+1.407
14 14 Andrea CALDARELLI	ITA	ITA	SG FORMULA	1:49.918	27	1:48.087	27	1:48.087	+1.474
15 78 Benjamin LARICHE	FRA	FRA	POLE SERVICES	1:50.373	25	1:48.102	26	1:48.102	+1.489
16 18 Patrick REITERER	ITA	ITA	PREMA POWERTEAM	1:49.709	27	1:48.105	21	1:48.105	+1.492
17 27 Michele FACCIN	ITA	ITA	JENZER MOTORSPORT	1:49.929	24	1:48.121	27	1:48.121	+1.508
18 15 Nelson LUKES	FRA	FRA	SG FORMULA	1:49.166	30	1:48.140	22	1:48.140	+1.527
19 10 Tobias HEGEWALD	GER	GER	MOTOPARK ACADEMY	1:50.132	33	1:48.147	28	1:48.147	+1.534
20 31 Himar ACOSTA	ESP	ESP	IQUICK	1:50.355	18	1:48.217	8	1:48.217	+1.604
21 7 Albert COSTA	ESP	ESP	EPSILON EUSKADI 2	1:50.271	26	1:48.234	14	1:48.234	+1.621
22 36 Richard SINGLETON	GBR	GBR	HITECH JUNIOR TEAM	1:49.755	22	1:48.242	24	1:48.242	+1.629
23 2 Pablo MONTILLA	ESP	ESP	EPSILON EUSKADI 1	1:50.223	23	1:48.391	21	1:48.391	+1.778
24 4 Ramez AZZAM	CAN	DUB	SG DRIVERS PROJECT	1:50.375	22	1:48.415	22	1:48.415	+1.802
25 19 Adam KOUT	CZE	CZE	KRENEK MOTORSPORT	1:50.647	25	1:48.455	24	1:48.455	+1.842
26 21 Nathanaël BERTHON	FRA	FRA	BOUTSEN ENERGY RACING	1:51.487	24	1:48.548	24	1:48.548	+1.935
27 43 Gabriel DIAS	BRA	BRA	FORTEC COMPETITION	1:50.729	18	1:48.633	13	1:48.633	+2.020
28 17 Sergio CAMPANA	ITA	ITA	PREMA POWERTEAM	1:50.706	26	1:48.762	25	1:48.762	+2.149
29 42 Daniel MCKENZIE	GBR	GBR	FORTEC MOTORSPORT	1:51.570	9	1:48.888	28	1:48.888	+2.275
30 39 Juan JACOBO	COL	COL	HITECH JUNIOR RACING	1:50.765	18	1:48.980	18	1:48.980	+2.367
31 23 Juan Pablo GARCÍA	MEX	MEX	TEAM MOTOPARK	1:50.108	27	1:49.012	23	1:49.012	+2.399
32 30 Miguel OTEGUI	ESP	ESP	IQUICK	1:50.654	26	1:49.112	10	1:49.112	+2.499
33 29 Siso CUNILL	ESP	ESP	JENZER MOTORSPORT	1:51.336	15	1:49.116	22	1:49.116	+2.503
34 22 Kuba GIERMAZIAK	POL	POL	TEAM MOTOPARK	1:50.366	20	1:49.141	13	1:49.141	+2.528
35 37 Miki MONRAS	ESP	ESP	HITECH JUNIOR TEAM	1:50.603	32	1:49.228	25	1:49.228	+2.615
36 1 Jake ROSENZWEIG	USA	USA	EPSILON EUSKADI 1	1:50.799	13	1:49.317	25	1:49.317	+2.704
37 45 Nicolas MARROC	FRA	FRA	TCS RACING	1:51.622	14	1:49.402	26	1:49.402	+2.789
38 38 Luciano BACHETA	GBR	GBR	HITECH JUNIOR RACING	1:49.728	28	1:49.423	22	1:49.423	+2.810
39 32 Marcelo CONCHADO	ESP	ESP	AMITER GALUPPO SPORT	1:52.202	11	1:49.716	11	1:49.716	+3.103
40 5 Anton NEBILITSKYI	RUS	RUS	SG DRIVERS PROJECT	1:49.773	24	1:50.315	6	1:49.773	+3.160
41 9 Carlos MUÑOZ	COL	ESP	EPSILON EUSKADI 2	1:51.660	19	1:50.256	23	1:50.256	+3.643
42 40 Dino BUTORAC	CRO	CRO	RB RACING TEAM	1:56.282	23	1:51.737	16	1:51.737	+5.124

The results are provisional until the end of the limit for protest and appeals

The limit for protest expires 30' at the latest after publication of the results - Time: .....

Stewards:	Timekeeper:
-----------	-------------



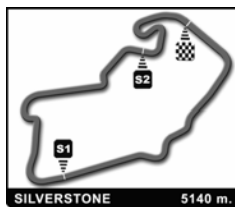
Computerised results and timing service

## ROUND 2: SILVERSTONE EURO CUP FORMULA RENAULT 2.0 COLLECTIVE TEST 2 Best Partial Times

IT Ideal Lap Time, sum of the best partial times

BT Best Lap Time

		S1		S2		S3					
Pos	Driver	Time	Driver	Time	Driver	Time	Pos	Driver	IT	BT	
1	11 V.BOTTAS	36.577	11 V.BOTTAS	44.666	11 V.BOTTAS	25.370	1	V.BOTTAS	1'46.613	1:46.613	(1)
2	41 D.SMITH	36.610	12 D.RICCIARDO	44.739	8 R.MERHI	25.381	2	D.SMITH	1'46.856	1:47.136	(2)
3	12 D.RICCIARDO	36.723	41 D.SMITH	44.785	25 C.RAMOS	25.443	3	R.MERHI	1'46.936	1:47.270	(4)
4	35 S.RICHELM	36.734	35 S.RICHELM	44.788	41 D.SMITH	25.461	4	D.RICCIARDO	1'47.057	1:47.236	(3)
5	8 R.MERHI	36.756	8 R.MERHI	44.799	26 A.QUAIFE-HOBBS	25.571	5	S.RICHELM	1'47.205	1:47.324	(5)
6	6 J.VERGNE	36.871	6 J.VERGNE	44.869	12 D.RICCIARDO	25.595	6	C.RAMOS	1'47.399	1:47.549	(7)
7	44 A.MORGAN	36.926	10 T.HEGEWALD	44.895	28 P.VARHAUG	25.619	7	J.VERGNE	1'47.469	1:47.487	(6)
8	26 A.QUAIFE-HOBBS	36.959	25 C.RAMOS	44.899	36 R.SINGLETON	25.654	8	A.QUAIFE-HOBBS	1'47.517	1:47.700	(8)
9	24 D.ZAMPIERI	37.015	44 A.MORGAN	44.945	24 D.ZAMPIERI	25.658	9	A.MORGAN	1'47.640	1:47.998	(12)
10	78 B.LARICHE	37.039	28 P.VARHAUG	44.952	34 M.ARZENO	25.665	10	R.CAMPOLLO	1'47.679	1:47.811	(9)
11	3 R.CAMPOLLO	37.040	3 R.CAMPOLLO	44.971	15 N.LUKES	25.666	11	D.ZAMPIERI	1'47.738	1:47.962	(10)
12	25 C.RAMOS	37.057	27 M.FACCIN	44.984	3 R.CAMPOLLO	25.668	12	M.ARZENO	1'47.796	1:47.970	(11)
13	14 A.CALDARELLI	37.070	26 A.QUAIFE-HOBBS	44.987	35 S.RICHELM	25.683	13	T.HEGEWALD	1'47.798	1:48.147	(19)
14	27 M.FACCIN	37.084	34 M.ARZENO	45.031	6 J.VERGNE	25.729	14	P.VARHAUG	1'47.810	1:48.020	(13)
15	4 R.AZZAM	37.096	19 A.KOUT	45.032	19 A.KOUT	25.730	15	M.FACCIN	1'47.856	1:48.121	(17)
16	10 T.HEGEWALD	37.098	14 A.CALDARELLI	45.043	78 B.LARICHE	25.740	16	A.CALDARELLI	1'47.904	1:48.087	(14)
17	34 M.ARZENO	37.100	24 D.ZAMPIERI	45.065	29 S.CUNILL	25.749	17	B.LARICHE	1'47.959	1:48.102	(15)
18	7 A.COSTA	37.122	2 P.MONTILLA	45.066	7 A.COSTA	25.769	18	P.REITERER	1'48.006	1:48.105	(16)
19	36 R.SINGLETON	37.130	18 P.REITERER	45.101	44 A.MORGAN	25.769	19	R.SINGLETON	1'48.065	1:48.242	(22)
20	43 G.DIAS	37.133	31 H.ACOSTA	45.130	18 P.REITERER	25.770	20	N.LUKES	1'48.066	1:48.140	(18)
21	18 P.REITERER	37.135	78 B.LARICHE	45.180	27 M.FACCIN	25.788	21	A.COSTA	1'48.134	1:48.234	(21)
22	2 P.MONTILLA	37.190	15 N.LUKES	45.194	42 D.MCKENZIE	25.789	22	H.ACOSTA	1'48.187	1:48.217	(20)
23	29 S.CUNILL	37.194	21 N.BERTHON	45.205	14 A.CALDARELLI	25.791	23	A.KOUT	1'48.189	1:48.455	(25)
24	15 N.LUKES	37.206	7 A.COSTA	45.243	31 H.ACOSTA	25.798	24	R.AZZAM	1'48.199	1:48.415	(24)
25	23 J.GARCÍA	37.228	38 L.BACHETA	45.254	10 T.HEGEWALD	25.805	25	P.MONTILLA	1'48.340	1:48.391	(23)
26	28 P.VARHAUG	37.239	4 R.AZZAM	45.270	17 S.CAMPANA	25.816	26	G.DIAS	1'48.416	1:48.633	(27)
27	31 H.ACOSTA	37.259	36 R.SINGLETON	45.281	4 R.AZZAM	25.833	27	S.CUNILL	1'48.445	1:49.116	(33)
28	42 D.MCKENZIE	37.324	22 K.GIERMAZIAK	45.298	43 G.DIAS	25.848	28	D.MCKENZIE	1'48.529	1:48.888	(29)
29	22 K.GIERMAZIAK	37.381	17 S.CAMPANA	45.350	38 L.BACHETA	25.855	29	N.BERTHON	1'48.548	1:48.548	(26)
30	1 J.ROSENZWEIG	37.382	39 J.JACOBO	45.361	37 M.MONRAS	25.867	30	S.CAMPANA	1'48.568	1:48.762	(28)
31	21 N.BERTHON	37.392	42 D.MCKENZIE	45.416	1 J.ROSENZWEIG	25.885	31	K.GIERMAZIAK	1'48.704	1:49.141	(34)
32	17 S.CAMPANA	37.402	43 G.DIAS	45.435	30 M.OTEGUI	25.902	32	J.GARCÍA	1'48.727	1:49.012	(31)
33	19 A.KOUT	37.427	23 J.GARCÍA	45.441	21 N.BERTHON	25.951	33	L.BACHETA	1'48.802	1:49.423	(38)
34	39 J.JACOBO	37.558	45 N.MARROC	45.449	45 N.MARROC	25.965	34	J.JACOBO	1'48.939	1:48.980	(30)
35	37 M.MONRAS	37.575	30 M.OTEGUI	45.469	39 J.JACOBO	26.020	35	J.ROSENZWEIG	1'49.011	1:49.317	(36)
36	45 N.MARROC	37.659	29 S.CUNILL	45.502	22 K.GIERMAZIAK	26.025	36	N.MARROC	1'49.073	1:49.402	(37)
37	38 L.BACHETA	37.693	37 M.MONRAS	45.652	23 J.GARCÍA	26.058	37	M.MONRAS	1'49.094	1:49.228	(35)
38	32 M.CONCHADO	37.727	32 M.CONCHADO	45.698	2 P.MONTILLA	26.084	38	M.OTEGUI	1'49.112	1:49.112	(32)
39	30 M.OTEGUI	37.741	1 J.ROSENZWEIG	45.744	5 .NEBILITSKYI	26.183	39	M.CONCHADO	1'49.636	1:49.716	(39)
40	5 .NEBILITSKYI	37.899	5 .NEBILITSKYI	45.818	32 M.CONCHADO	26.211	40	.NEBILITSKYI	1'49.900	1:50.315	(41)
41	9 C.MUÑOZ	37.923	9 C.MUÑOZ	45.954	9 C.MUÑOZ	26.262	41	C.MUÑOZ	1'50.139	1:50.256	(40)
42	40 D.BUTORAC	38.357	40 D.BUTORAC	46.454	40 D.BUTORAC	26.640	42	D.BUTORAC	1'51.451	1:51.737	(42)



Computerised results and timing service

**ROUND 2: SILVERSTONE**  
**EUROCUP FORMULA RENAULT 2.0**  
**COLLECTIVE TEST 2**  
**Fastest Laps Sequence**

Practice Time	Driver	Nation	Time	Kph	Driver's Lap
4:04.206	12 Daniel RICCIARDO	AUS	1:49.874	168.4	2
5:28.994	41 Dean SMITH	GBR	1:49.826	168.5	2
5:52.936	12 Daniel RICCIARDO	AUS	1:48.730	170.2	3
15:37.241	12 Daniel RICCIARDO	AUS	1:48.413	170.7	6
16:52.562	11 Valtteri BOTTAS	FIN	1:48.364	170.8	5
28:56.783	31 Himar ACOSTA	ESP	1:48.217	171.0	8
30:20.942	25 Cesar RAMOS	BRA	1:47.971	171.4	11
30:44.360	11 Valtteri BOTTAS	FIN	1:47.888	171.5	8
44:55.354	26 Adrian QUAIFFE-HOBBS	GBR	1:47.882	171.5	16
46:43.100	26 Adrian QUAIFFE-HOBBS	GBR	1:47.746	171.7	17
1:04:58.853	35 Stephane RICHELMI	MON	1:47.430	172.2	21
1:06:14.393	41 Dean SMITH	GBR	1:47.206	172.6	25
1:08:01.529	41 Dean SMITH	GBR	1:47.136	172.7	26
1:18:09.796	11 Valtteri BOTTAS	FIN	1:46.613	173.6	24

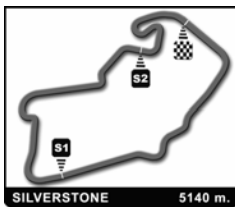


Computerised results and timing service

**ROUND 2: SILVERSTONE**  
**EUROCUP FORMULA RENAULT 2.0**  
**COLLECTIVE TEST 2**  
**Chronological Analysis of Performances**

**B** Crossing the finish line in pit lane  
**S1** Time from finish line to 1st intermediate  
**S2** Time from 1st intermediate to 2nd intermediate  
**S3** Time from 2nd intermediate to finish line  
**FY** Full Yellow Flag

Lap	Lap Time	S1	S2	S3	Lap	Lap Time	S1	S2	S3
<b>1 Jake ROSENZWEIG</b> USA					<b>3 Richard CAMPOLLO</b> DOM				
EPSILON EUSKADI 1					EPSILON EUSKADI 1				
1	3:51.626	2:37.188	47.838	26.600	1	5:17.334	4:02.259	48.136	26.939
2	1:51.610	38.234	46.222	27.154	2	2:15.919B	39.381	46.434	50.104
3	2:15.453B	38.017	48.069	49.367	3	5:42.899	4:29.581	46.895	26.423
4	5:52.982	4:39.911	46.916	26.155	4	2:21.261B	38.430	45.988	56.843
5	1:51.098	37.940	46.126	27.032	5	22:22.986	...	47.536	26.559
6	1:49.978	37.744	45.974	26.260	6	1:50.764	38.224	46.197	26.343
7	2:22.742B	50.386	55.270	37.086	7	1:50.478	38.226	45.850	26.402
8	8:42.996	7:26.895	49.860	26.241	8	1:49.921	37.771	45.877	26.273
9	1:50.335	37.944	46.225	26.166	9	1:58.405B	37.870	46.150	34.385
10	1:50.802	38.120	46.323	26.359	10	4:36.404	3:22.798	47.257	26.349
11	1:50.213	37.803	46.079	26.331	11	1:49.394	37.853	45.742	25.799
12	1:50.656	37.734	46.416	26.506	12	1:48.453	37.307	45.302	25.844
13	1:59.352B	38.197	46.436	34.719	13	1:48.461	37.143	45.340	25.978
14	10:50.349B				14	1:49.222	37.308	45.722	26.192
15	2:19.840	1:07.103	46.633	26.104	15	1:49.397	37.441	45.638	26.318
16	1:50.599	37.766	46.566	26.267	16	1:49.728	37.629	45.928	26.171
17	1:50.415	37.904	46.116	26.395	17	2:01.757B	38.821	46.408	36.528
18	1:50.846	38.346	46.213	26.287	18	7:51.452B			
19	1:56.870B	37.814	46.225	32.831	19	6:56.246	5:43.193	46.898	26.155
20	8:29.774	7:15.323	47.913	26.538	20	1:49.229	37.586	45.975	25.668
21	1:49.349	37.720	45.744	25.885	21	1:47.811	37.040	44.971	25.800
22	2:03.166B	37.382	45.940	39.844	22	1:49.186	37.254	45.345	26.587
23	6:11.813	4:59.605	46.063	26.145	23	1:49.421	37.623	45.797	26.001
24	1:49.841	37.680	46.000	26.161	<b>4 Ramez AZZAM</b> CAN				
25	1:49.317	37.457	45.846	26.014	SG DRIVERS PROJECT				
26	1:50.042	37.783	46.039	26.220	1	2:35.146	1:20.541	47.446	27.159
27	1:49.888	37.783	46.064	26.041	2	1:51.974	39.534	46.201	26.239
28	1:49.752	37.622	46.016	26.114	3	1:50.570	38.246	46.058	26.266
<b>2 Pablo MONTILLA</b> ESP					4	2:21.898B	39.724	49.332	52.842
EPSILON EUSKADI 1					5	5:05.964	3:53.583	46.161	26.220
1	4:39.235	3:21.095	50.612	27.528	6	1:50.243	38.101	45.836	26.306
2	2:13.271B	41.657	52.076	39.538	7	1:52.189	39.671	46.220	26.298
3	6:06.721	4:52.359	47.590	26.772	8	2:29.600B	53.963	57.341	38.296
4	1:54.045	39.823	47.487	26.735	9	8:46.481	7:33.852	46.491	26.138
5	1:55.896B	37.819	45.874	32.203	10	1:49.731	37.890	45.728	26.113
6	10:22.432	9:08.980	46.997	26.455	11	1:50.254	37.976	45.921	26.357
7	1:49.228	37.734	45.066	26.428					
8	1:49.255	37.433	45.452	26.370					
9	1:49.476	37.544	45.563	26.369					
10	1:49.320	37.420	45.276	26.624					
11	1:49.488	37.486	45.560	26.442					
12	1:57.863B	37.729	45.995	34.139					
13	18:08.087B								
14	2:35.945	1:19.989	49.156	26.800					
15	1:50.588	37.631	46.415	26.542					



Computerised results and timing service

**ROUND 2: SILVERSTONE**  
**EURO CUP FORMULA RENAULT 2.0**  
**COLLECTIVE TEST 2**  
**Chronological Analysis of Performances**

					B Crossing the finish line in pit lane		S2 Time from 1st intermediate to 2nd intermediate			
					S1 Time from finish line to 1st intermedia		S3 Time from 2nd intermediate to finish line		FY Full Yellow Flag	
Lap	Lap Time	S1	S2	S3	Lap	Lap Time	S1	S2	S3	
12	1:50.310	37.916	46.099	26.295	20	1:49.838	37.534	45.658	26.646	
13	1:58.491	39.987	52.016	26.488	21	1:50.217	37.787	45.898	26.532	
14	1:58.579 <b>B</b>	37.720	45.755	35.104	22	1:55.048 <b>B</b>	37.718	46.179	31.151	
15	7:06.358	5:54.062	46.061	26.235	23	13:23.662 <b>B</b>	...	54.926	42.084	
16	1:51.397	38.640	46.381	26.376	24	4:26.451	3:10.681	49.720	26.050	
17	1:50.705	38.458	45.846	26.401	25	1:50.892	37.673	47.337	25.882	
18	1:55.669	42.050	47.049	26.570	26	1:48.562	37.061	45.232	26.269	
19	1:50.301	37.950	45.847	26.504	27	1:47.487	36.871	44.869	25.747	
20	2:00.989 <b>B</b>	39.007	45.808	36.174	28	1:48.363	37.144	45.167	26.052	
21	12:49.898	...	47.004	25.900	29	1:48.158	37.265	45.164	25.729	
22	1:48.415	37.096	45.486	25.833	<b>7 Albert COSTA</b> ESP					
23	2:13.555 <b>B</b>	37.590	52.681	43.284	EPSILON EUSKADI 2					
24	3:58.789	2:46.754	45.849	26.186	1	4:41.292	3:27.133	47.492	26.667	
25	1:50.563	37.885	45.270	27.408	2	1:51.507	38.586	46.378	26.543	
26	1:49.403	37.523	45.459	26.421	3	2:27.129 <b>B</b>	38.504	48.708	59.917	
27	1:48.604	37.275	45.383	25.946	4	5:10.993	3:58.511	46.233	26.249	
28	1:49.527	37.377	45.525	26.625	5	1:51.314	37.695	46.045	27.574	
29	2:04.854 <b>B</b>	37.916	50.237	36.701	6	2:03.814 <b>B</b>	37.605	45.845	40.364	
<b>5 Anton NEBILITSKYI</b> RUS					7	10:11.258	8:58.960	46.143	26.155	
SG DRIVERS PROJECT					8	1:49.493	37.589	45.873	26.031	
1	2:16.788	59.909	49.832	27.047	9	1:49.640	37.607	45.851	26.182	
2	1:54.934	40.907	46.744	27.283	10	1:49.633	37.471	46.029	26.133	
3	1:50.412	38.281	45.818	26.313	11	1:49.715	37.594	45.963	26.158	
4	2:18.911 <b>B</b>	38.089	51.207	49.615	12	2:01.363 <b>B</b>	38.324	48.282	34.757	
5	6:11.269	4:58.867	46.219	26.183	13	8:28.306	7:15.654	46.643	26.009	
6	1:50.315	37.899	46.038	26.378	14	1:48.234	37.222	45.243	25.769	
<b>6 Jean Eric VERGNE</b> FRA					15	1:49.011	37.152	45.487	26.372	
SG DRIVERS PROJECT					16	1:48.633	37.122	45.571	25.940	
1	2:27.121	1:13.954	46.769	26.398	17	1:54.128	37.204	50.166	26.758	
2	1:50.607	38.241	46.047	26.319	18	1:48.972	37.281	45.767	25.924	
3	1:50.357	38.006	46.325	26.026	19	2:01.103 <b>B</b>	38.391	49.116	33.596	
4	2:20.831 <b>B</b>	37.660	48.250	54.921	20	7:12.180 <b>B</b>				
5	4:09.892	2:57.742	45.939	26.211	21	2:20.485	1:06.105	47.878	26.502	
6	1:49.960	37.545	45.583	26.832	22	1:49.447	37.734	45.598	26.115	
7	1:50.260	37.951	46.155	26.154	23	1:49.530	37.584	45.876	26.070	
8	2:04.419 <b>B</b>	37.514	45.806	41.099	24	2:22.700 <b>B</b>	40.814	58.401	43.485	
9	8:07.560	6:52.598	48.516	26.446	25	4:47.203	3:34.476	46.481	26.246	
10	1:50.230	37.891	46.128	26.211	26	1:49.435	37.599	45.708	26.128	
11	1:49.792	37.654	45.882	26.256	27	1:48.965	37.351	45.592	26.022	
12	2:02.570 <b>B</b>	37.891	46.177	38.502	28	2:13.362 <b>B</b>	37.826	57.714	37.822	
13	2:24.714	1:12.563	45.964	26.187	<b>8 Roberto MERHI</b> ESP					
14	1:50.139	37.609	45.961	26.569	EPSILON EUSKADI 2					
15	1:50.145	37.644	46.085	26.416	1	5:25.469	4:11.790	47.386	26.293	
16	1:57.374 <b>B</b>	40.010	46.153	31.211	2	2:17.425 <b>B</b>	38.479	45.679	53.267	
17	8:42.285	7:29.056	46.027	27.202	3	5:17.940	4:06.233	45.606	26.101	
18	1:49.655	37.729	45.809	26.117	4	1:49.900	37.780	45.476	26.644	
19	1:50.008	37.471	46.098	26.439	5	1:48.994	37.458	45.431	26.105	



Computerised results and timing service

ROUND 2: SILVERSTONE  
EURO CUP FORMULA RENAULT 2.0  
COLLECTIVE TEST 2

Chronological Analysis of Performances

B Crossing the finish line in pit lane  
S1 Time from finish line to 1st intermedia  
S2 Time from 1st intermediate to 2nd intermediate  
S3 Time from 2nd intermediate to finish line  
FY Full Yellow Flag

Lap	Lap Time	S1	S2	S3	Lap	Lap Time	S1	S2	S3
6	2:02.934B	37.199	45.415	40.320	<div style="border: 1px solid black; padding: 5px;"> <b>10</b> Tobias HEGEWALD MOTOPARK ACADEMY GER                 </div>				
7	9:50.018	8:35.697	45.570	28.751					
8	1:51.319	37.455	47.543	26.321					
9	1:48.788	37.259	45.495	26.034					
10	1:48.566	37.136	45.359	26.071					
11	1:50.710	37.252	46.983	26.475	1	2:55.722	1:36.132	51.758	27.832
12	1:56.160B	37.457	45.997	32.706	2	1:51.485	38.596	46.393	26.496
13	15:51.784	...	46.106	26.058	3	2:06.940B	38.390	50.474	38.076
14	1:49.285	37.463	45.657	26.165	4	5:40.763	4:27.928	46.415	26.420
15	1:49.848	37.149	46.543	26.156	5	1:50.596	37.861	45.976	26.759
16	1:49.665	37.314	46.055	26.296	6	1:50.065	38.019	45.935	26.111
17	1:48.466	37.092	45.436	25.938	7	2:05.292B	37.767	45.923	41.602
18	1:54.419B	37.469	45.944	31.006	8	8:54.749	7:39.728	46.683	28.338
19	5:30.888B				9	1:49.936	38.048	45.803	26.085
20	11:02.718	9:51.051	45.968	25.699	10	1:50.111	37.712	45.579	26.820
21	1:47.596	37.416	44.799	25.381	11	1:49.636	37.493	45.857	26.286
22	1:47.270	36.756	45.009	25.505	12	1:49.377	37.481	45.725	26.171
23	1:48.347	36.924	45.804	25.619	13	1:50.135	37.474	45.777	26.884
24	1:48.048	37.056	45.343	25.649	14	2:05.624B	38.584	50.708	36.332
<div style="border: 1px solid black; padding: 5px;"> <b>9</b> Carlos MUÑOZ EPSILON EUSKADI 2 COL                 </div>					15	10:03.434	8:50.800	46.404	26.230
					16	1:49.678	37.502	46.019	26.157
					17	1:49.514	37.751	45.640	26.123
					18	1:51.090	37.278	46.269	27.543
					19	1:49.683	37.452	46.005	26.226
1	4:36.858	3:15.843	53.433	27.582	20	1:49.474	37.363	45.910	26.201
2	1:53.897	39.324	47.670	26.903	21	2:00.676B	38.058	47.608	35.010
3	2:26.967B	40.333	47.901	58.733	22	12:01.362B			
4	6:16.252	4:59.068	50.118	27.066	23	4:40.413	3:22.697	50.788	26.928
5	1:51.686	38.458	46.651	26.577	24	1:49.390	37.641	45.812	25.937
6	2:05.886B	39.115	47.978	38.793	25	1:48.232	37.098	44.895	26.239
7	8:13.057	6:59.745	46.746	26.566	26	2:11.274	42.936	1:01.547	26.791
8	1:50.676	38.246	46.050	26.380	27	1:48.866	37.253	45.504	26.109
9	1:50.739	38.253	46.224	26.262	28	1:48.147	37.190	45.152	25.805
10	1:59.326B	38.142	45.954	35.230	<div style="border: 1px solid black; padding: 5px;"> <b>11</b> Valtteri BOTTAS MOTOPARK ACADEMY FIN                 </div>				
11	9:12.643	7:56.418	49.144	27.081					
12	1:51.100	38.201	46.069	26.830					
13	1:50.901	38.426	46.058	26.417					
14	1:50.312	37.959	45.972	26.381					
15	1:51.603	38.007	46.466	27.130	1	3:11.878	1:50.856	53.283	27.739
16	2:06.375B	41.021	48.771	36.583	2	2:15.386	47.306	1:00.788	27.292
17	13:18.495B				3	2:28.183B	45.206	54.605	48.372
18	2:44.827	1:26.496	51.326	27.005	4	7:08.751	5:55.406	47.055	26.290
19	1:51.429	38.309	46.741	26.379	5	1:48.364	37.287	45.326	25.751
20	2:09.754B	38.376	52.380	38.998	6	2:08.832B	38.632	51.442	38.758
21	5:04.970	3:48.643	48.346	27.981	7	9:55.078	8:41.227	45.981	27.870
22	1:51.075	38.330	46.139	26.606	8	1:47.888	37.069	45.036	25.783
23	1:50.256	37.923	46.003	26.330	9	1:59.807	38.450	53.984	27.373
24	1:53.447	38.214	48.719	26.514	10	1:48.033	36.943	45.251	25.839
25	1:50.396	37.960	46.106	26.330	11	2:00.047B	37.456	46.314	36.277
26	2:05.163B	39.368	47.566	38.229	12	5:42.006	4:22.257	52.628	27.121
					13	1:51.639	37.140	46.838	27.661
					14	1:48.086	37.054	45.137	25.895
					15	1:48.115	37.162	45.116	25.837





Computerised results and timing service

ROUND 2: SILVERSTONE  
EUROCUP FORMULA RENAULT 2.0  
COLLECTIVE TEST 2  
Chronological Analysis of Performances

					B Crossing the finish line in pit lane		S2 Time from 1st intermediate to 2nd intermediate			
					S1 Time from finish line to 1st intermedia		S3 Time from 2nd intermediate to finish line		FY Full Yellow Flag	
Lap	Lap Time	S1	S2	S3	Lap	Lap Time	S1	S2	S3	
16	2:06.934B	37.124	50.025	39.785	6	1:49.199	37.693	45.415	26.091	
17	8:09.012	6:45.218	57.573	26.221	7	2:05.230B	37.316	45.711	42.203	
18	1:48.574	37.230	45.309	26.035	8	10:39.342	9:27.631	45.918	25.793	
19	1:48.234	36.996	45.266	25.972	9	1:48.469	37.438	45.240	25.791	
20	1:58.110B	37.117	45.528	35.465	10	1:54.263	40.293	48.101	25.869	
21	6:28.010	5:12.689	49.687	25.634	11	1:48.848	37.706	45.270	25.872	
22	2:36.296B	42.099	57.763	56.434	12	1:57.770B	37.530	45.363	34.877	
23	3:45.920	1:48.560	1:28.354	29.006	13	10:44.045	9:31.627	46.433	25.985	
24	1:46.613	36.577	44.666	25.370	14	1:48.933	37.536	45.552	25.845	
25	1:52.531	36.620	46.887	29.024	15	1:55.771	37.303	49.436	29.032	
26	2:05.081B	36.931	48.641	39.509	16	1:50.016	37.290	45.427	27.299	
<b>12 Daniel RICCIARDO</b> AUS					17	1:48.970	37.453	45.455	26.062	
SG FORMULA					18	1:48.917	37.313	45.420	26.184	
1	2:14.332	1:00.393	47.843	26.096	19	1:48.709	37.373	45.364	25.972	
2	1:49.874	37.866	46.111	25.897	20	2:03.185B	37.288	45.679	40.218	
3	1:48.730	37.468	45.505	25.757	21	8:00.561	6:19.842	47.982	52.737	
4	2:19.630B	37.392	47.238	55.000	22	1:51.182	38.526	45.782	26.874	
5	5:36.262	4:21.925	47.526	26.811	23	2:29.813B	49.978	57.339	42.496	
6	1:48.413	37.295	45.313	25.805	24	3:04.300	1:52.277	45.983	26.040	
7	1:48.387	37.105	45.252	26.030	25	1:53.544	37.548	49.429	26.567	
8	2:22.562B	44.924	53.360	44.278	26	1:48.098	37.147	45.043	25.908	
9	12:10.307	...	47.554	26.230	27	1:48.087	37.070	45.167	25.850	
10	1:48.886	37.229	45.634	26.023	28	1:48.302	37.240	45.258	25.804	
11	1:51.423	37.321	45.310	28.792	29	1:57.609B	37.785	45.415	34.409	
12	1:48.680	37.278	45.469	25.933	<b>15 Nelson LUKES</b> FRA					
13	1:48.323	37.170	45.325	25.828	SG FORMULA					
14	1:58.143B	37.614	45.837	34.692	1	2:41.402	1:27.477	47.422	26.503	
15	12:14.759	...	45.765	25.978	2	1:53.674	38.806	48.385	26.483	
16	1:48.723	37.306	45.384	26.033	3	2:41.349B	38.781	1:18.216	44.352	
17	1:48.545	37.212	45.308	26.025	4	8:42.858	7:24.407	51.052	27.399	
18	1:49.539	37.920	45.578	26.041	5	2:04.270B	37.878	45.569	40.823	
19	1:49.052	37.486	45.534	26.032	6	10:26.227	9:13.580	46.533	26.114	
20	1:53.494B	37.252	45.413	30.829	7	1:50.707	38.002	46.122	26.583	
21	13:21.382	...	48.463	25.852	8	1:50.937	39.080	45.925	25.932	
22	1:48.393	37.462	45.173	25.758	9	1:49.145	37.414	45.681	26.050	
23	1:47.414	36.858	44.961	25.595	10	1:49.128	37.598	45.605	25.925	
24	1:47.236	36.723	44.739	25.774	11	1:49.248	37.821	45.511	25.916	
25	1:48.144	36.743	45.693	25.708	12	2:02.795B	38.859	46.387	37.549	
26	1:47.579	36.888	44.957	25.734	13	13:30.717	...	46.509	26.210	
27	1:54.860B	37.060	45.033	32.767	14	1:51.132	38.733	46.206	26.193	
<b>14 Andrea CALDARELLI</b> ITA					15	1:50.257	38.063	45.948	26.246	
SG FORMULA					16	1:51.052	38.743	46.175	26.134	
1	2:24.565	1:10.964	47.543	26.058	17	1:49.462	37.571	45.586	26.305	
2	1:50.467	38.036	45.972	26.459	18	2:01.153B	38.540	46.671	35.942	
3	1:59.637	47.347	46.251	26.039	19	13:31.666	...	49.014	25.885	
4	2:20.346B	37.884	52.827	49.635	20	1:48.398	37.463	45.269	25.666	
5	5:55.716	4:28.447	52.852	34.417	21	2:01.950	37.206	45.322	39.422	
					22	1:48.140	37.266	45.194	25.680	



Computerised results and timing service

**ROUND 2: SILVERSTONE**  
**EURO CUP FORMULA RENAULT 2.0**  
**COLLECTIVE TEST 2**

**Chronological Analysis of Performances**

Lap	Lap Time				Lap	Lap Time			
		S1	S2	S3			S1	S2	S3
23	2:10.585	40.964	1:02.378	27.243	14	1:49.568	37.564	45.879	26.125
24	1:49.282	37.566	45.523	26.193	15	1:58.073 <b>B</b>	38.025	45.525	34.523
<b>17 Sergio CAMPANA</b> ITA					<b>16</b> 7:51.324 6:38.839 46.137 26.348				
PREMA POWERTEAM					<b>17</b> 1:50.003 37.633 46.072 26.298				
1	4:13.377	2:58.362	47.915	27.100	18	1:59.880 <b>B</b>	39.194	45.771	34.915
2	1:51.888	39.154	46.381	26.353	19	7:59.164	6:45.883	46.939	26.342
3	2:18.195 <b>B</b>	38.265	48.632	51.298	20	1:48.945	37.789	45.386	25.770
4	4:03.014	2:50.615	46.187	26.212	21	1:48.105	37.135	45.101	25.869
5	1:50.752	38.096	46.368	26.288	22	2:09.860 <b>B</b>	38.255	48.646	42.959
6	1:49.800	37.817	45.680	26.303	23	6:54.743	5:39.840	45.937	28.966
7	2:07.563 <b>B</b>	37.829	45.933	43.801	24	1:49.017	37.634	45.375	26.008
8	7:55.819	6:42.190	47.093	26.536	25	1:48.955	37.509	45.515	25.931
9	1:49.781	38.142	45.658	25.981	26	1:53.555	38.004	46.445	29.106
10	1:49.303	37.676	45.727	25.900	27	1:49.503	37.713	45.631	26.159
11	1:49.199	37.600	45.625	25.974	<b>19 Adam KOUT</b> CZE				
12	1:49.265	37.815	45.486	25.964	KRENEK MOTORSPORT				
13	1:49.903	37.914	45.690	26.299	1	4:06.859	2:50.521	49.266	27.072
14	2:01.495 <b>B</b>	38.072	45.668	37.755	2	1:51.863	38.447	46.897	26.519
15	11:53.479	...	46.607	26.493	3	2:19.055 <b>B</b>	38.083	50.433	50.539
16	1:50.751	38.101	46.047	26.603	4	5:41.204	4:27.259	46.930	27.015
17	1:54.202	39.804	48.159	26.239	5	1:50.087	37.914	45.961	26.212
18	1:50.015	38.055	45.703	26.257	6	2:04.066 <b>B</b>	37.640	45.972	40.454
19	1:50.022	37.761	45.992	26.269	7	9:47.629	8:33.953	47.108	26.568
20	2:07.994 <b>B</b>	38.400	48.518	41.076	8	1:49.985	37.908	46.016	26.061
21	9:46.142 <b>B</b>	8:15.339	46.240	44.563	9	1:49.531	37.601	45.651	26.279
22	2:48.420 <b>B</b>	1:11.407	48.275	48.738	10	1:49.774	37.576	45.819	26.379
23	5:10.383	3:51.179	51.014	28.190	11	1:50.157	37.656	46.098	26.403
24	1:50.736	38.312	46.359	26.065	12	1:50.097	37.690	46.019	26.388
25	1:48.762	37.402	45.350	26.010	13	1:49.907	37.665	45.987	26.255
26	1:50.455	38.277	46.142	26.036	14	2:00.339 <b>B</b>	37.802	45.958	36.579
27	1:48.909	37.576	45.517	25.816	15	14:09.920	...	46.391	26.444
28	1:58.743	37.808	50.656	30.279	16	1:49.935	37.873	45.835	26.227
<b>18 Patrick REITERER</b> ITA					17	1:49.811	37.606	45.908	26.297
PREMA POWERTEAM					18	1:51.331	37.870	46.318	27.143
1	5:38.821	4:16.556	54.840	27.425	19	1:50.711	38.058	46.200	26.453
2	2:14.565 <b>B</b>	38.308	47.073	49.184	20	1:50.118	37.714	45.905	26.499
3	4:10.519	2:58.077	45.954	26.488	21	2:03.652 <b>B</b>	37.771	46.791	39.090
4	1:50.112	38.644	45.502	25.966	22	11:57.455	...	48.520	26.769
5	1:51.243	37.770	46.356	27.117	23	1:50.292	37.778	46.492	26.022
6	2:10.688 <b>B</b>	37.830	48.361	44.497	24	1:48.455	37.444	45.032	25.979
7	8:18.951	7:04.560	48.047	26.344	25	1:48.557	37.480	45.271	25.806
8	1:49.625	37.927	45.676	26.022	26	1:48.859	37.427	45.702	25.730
9	1:49.399	37.606	45.651	26.142	<b>21 Nathanaël BERTHON</b> FRA				
10	2:33.654 <b>B</b>	1:02.789	54.851	36.014	BOUTSEN ENERGY RACING				
11	6:16.463	5:03.141	46.950	26.372	1	5:08.317	3:53.001	48.444	26.872
12	1:54.124	37.545	49.786	26.793	2	2:17.857 <b>B</b>	38.818	49.698	49.341
13	1:50.288	37.646	46.486	26.156	3	6:13.891	5:00.762	46.593	26.536



Computerised results and timing service

ROUND 2: SILVERSTONE  
EUROCUP FORMULA RENAULT 2.0  
COLLECTIVE TEST 2  
Chronological Analysis of Performances

					B Crossing the finish line in pit lane		S2 Time from 1st intermediate to 2nd intermediate			
					S1 Time from finish line to 1st intermedia		S3 Time from 2nd intermediate to finish line		FY Full Yellow Flag	
Lap	Lap Time	S1	S2	S3	Lap	Lap Time	S1	S2	S3	
4	1:51.563	38.314	46.188	27.061	1	2:50.539	1:35.215	48.420	26.904	
5	1:51.836	38.199	47.178	26.459	2	1:52.101	38.875	46.644	26.582	
6	2:22.733B	46.745	53.386	42.602	3	1:50.945	38.170	46.333	26.442	
7	8:22.235	7:08.802	47.153	26.280	4	2:29.133B	38.162	48.866	1:02.105	
8	1:50.575	38.346	46.028	26.201	5	5:30.932	4:18.478	46.243	26.211	
9	1:50.106	37.929	45.885	26.292	6	1:50.108	37.895	45.769	26.444	
10	1:49.984	37.785	45.964	26.235	7	2:08.152B	40.330	45.875	41.947	
11	1:50.343	37.872	45.971	26.500	8	8:22.617	7:09.848	46.327	26.442	
12	2:04.682B	38.102	47.044	39.536	9	1:50.425	38.474	45.759	26.192	
13	11:27.928	...	46.557	26.548	10	1:49.871	37.759	45.664	26.448	
14	1:49.917	37.800	45.805	26.312	11	1:49.663	37.615	45.718	26.330	
15	1:53.040	38.250	48.220	26.570	12	1:52.943	37.908	48.706	26.329	
16	1:50.830	38.106	46.465	26.259	13	1:58.257B	37.931	46.075	34.251	
17	1:50.905	37.925	46.434	26.546	14	13:29.073	...	46.125	26.173	
18	1:50.440	37.928	46.196	26.316	15	1:49.623	37.848	45.607	26.168	
19	2:04.400B	38.278	46.130	39.992	16	1:50.051	37.412	45.911	26.728	
20	6:39.364B				17	1:54.233	37.761	48.551	27.921	
21	2:44.242	1:25.678	51.265	27.299	18	1:52.278	39.052	46.686	26.540	
22	2:25.298B	37.751	56.797	50.750	19	1:57.820B	37.984	46.644	33.192	
23	4:42.798	3:29.893	46.852	26.053	20	12:23.027B	...	1:01.671	39.703	
24	1:48.548	37.392	45.205	25.951	21	4:40.956	3:25.879	48.617	26.460	
25	1:52.327	37.434	48.148	26.745	22	1:49.028	37.228	45.676	26.124	
26	1:48.816	37.491	45.367	25.958	23	1:49.012	37.374	45.580	26.058	
27	1:49.554	37.479	45.769	26.306	24	1:49.641	37.581	45.441	26.619	
28	1:58.429	43.419	48.423	26.587	25	2:02.232	40.357	55.010	26.865	
					26	1:49.504	37.869	45.448	26.187	

**22** Kuba GIERMAZIAK POL  
TEAM MOTOPARK

1	3:04.387	1:49.522	47.857	27.008
2	1:51.588	38.633	46.485	26.470
3	2:02.977B	38.592	46.262	38.123
4	6:27.733	5:15.216	45.976	26.541
5	1:50.245	38.108	45.759	26.378
6	1:49.770	37.819	45.777	26.174
7	2:06.433B	38.824	47.925	39.684
8	7:42.505	6:30.460	45.982	26.063
9	1:54.556	38.000	45.485	31.071
10	1:49.180	37.783	45.298	26.099
11	1:49.829	37.551	46.112	26.166
12	1:50.888	39.056	45.734	26.098
13	1:49.141	37.536	45.367	26.238
14	1:49.787	37.469	46.164	26.154
15	1:57.962B	38.008	45.580	34.374
16	10:15.503	9:03.643	45.782	26.078
17	1:49.415	37.698	45.692	26.025
18	2:40.740B	37.381	1:12.986	50.373

**23** Juan Pablo GARCÍA MEX  
TEAM MOTOPARK

**24** Daniel ZAMPIERI ITA  
BVM MINARDI TEAM

1	2:36.900	1:15.190	51.668	30.042
2	1:57.678	40.040	50.495	27.143
3	28:15.048B	38.134	46.227	...
4	2:32.083	1:12.966	52.026	27.091
5	1:50.274	37.957	45.949	26.368
6	1:50.084	37.980	45.704	26.400
7	1:49.475	37.624	45.679	26.172
8	1:49.173	37.503	45.604	26.066
9	2:00.865B	37.704	47.421	35.740
10	4:48.197	3:34.080	47.696	26.421
11	1:48.340	37.428	45.164	25.748
12	1:48.055	37.094	45.303	25.658
13	1:48.355	37.015	45.327	26.013
14	2:08.209	46.718	54.918	26.573
15	2:01.830	41.992	53.472	26.366
16	1:57.228B	37.351	45.281	34.596
17	6:36.275B			
18	8:06.988	6:52.385	48.436	26.167
19	1:48.417	37.320	45.347	25.750
20	1:48.127	37.102	45.231	25.794



Computerised results and timing service

ROUND 2: SILVERSTONE  
EURO CUP FORMULA RENAULT 2.0  
COLLECTIVE TEST 2  
Chronological Analysis of Performances

					B Crossing the finish line in pit lane		S2 Time from 1st intermediate to 2nd intermediate			
					S1 Time from finish line to 1st intermedia		S3 Time from 2nd intermediate to finish line		FY Full Yellow Flag	
Lap	Lap Time	S1	S2	S3	Lap	Lap Time	S1	S2	S3	
21	1:47.962	37.154	45.065	25.743	8	6:43.325	5:31.013	46.083	26.229	
22	1:48.555	37.254	45.436	25.865	9	1:49.781	38.318	45.519	25.944	
23	2:07.205	46.323	54.757	26.125	10	1:49.332	37.673	45.743	25.916	
<b>25 Cesar RAMOS</b> BRA					11	1:48.733	37.364	45.488	25.881	
BVM MINARDI TEAM					12	1:48.911	37.507	45.486	25.918	
1	2:39.707	1:25.365	47.823	26.519	13	1:57.507B	37.577	45.497	34.433	
2	1:52.012	39.412	46.392	26.208	14	6:06.011	4:52.061	48.107	25.843	
3	1:49.972	37.843	45.820	26.309	15	1:47.964	37.313	45.025	25.626	
4	2:26.176B	37.908	48.555	59.713	16	1:47.882	37.224	45.054	25.604	
5	4:27.104	3:15.089	46.101	25.914	17	1:47.746	36.959	45.216	25.571	
6	1:49.851	37.977	45.558	26.316	18	1:47.899	37.202	45.021	25.676	
7	1:49.540	38.203	45.418	25.919	19	1:56.914B	37.106	45.415	34.393	
8	2:27.414B	57.991	46.619	42.804	20	6:45.702B				
9	7:22.187	6:06.467	48.645	27.075	21	2:28.091	1:12.593	45.885	29.613	
10	1:49.008	37.512	45.308	26.188	22	1:48.732	37.446	45.468	25.818	
11	1:47.971	37.267	45.001	25.703	23	1:48.777	37.358	45.574	25.845	
12	2:06.516	42.178	58.242	26.096	24	1:49.009	37.453	45.436	26.120	
13	1:47.981	37.302	45.081	25.598	25	1:57.557B	37.367	45.387	34.803	
14	1:48.228	37.308	45.291	25.629	26	5:28.914B	3:13.333	1:20.821	54.760	
15	1:57.462B	37.127	45.560	34.775	27	3:18.427	2:02.022	45.823	30.582	
16	6:03.236B				28	1:52.307	37.112	45.506	29.689	
17	2:25.819	1:12.414	45.614	27.791	29	2:17.612	40.965	1:07.610	29.037	
18	1:50.044	37.802	46.444	25.798	30	1:47.874	37.308	44.987	25.579	
19	2:00.462	47.133	47.198	26.131	31	1:47.942	36.979	45.345	25.618	
20	1:49.255	37.638	45.527	26.090	32	1:47.700	37.089	45.033	25.578	
21	1:49.076	37.594	45.568	25.914	<b>27 Michele FACCIN</b> ITA					
22	1:48.758	37.432	45.431	25.895	JENZER MOTORSPORT					
23	1:49.024	37.419	45.539	26.066	1	3:12.928	1:57.823	48.050	27.055	
24	1:58.707B	37.809	45.605	35.293	2	1:51.315	38.998	45.984	26.333	
25	5:13.855	4:01.674	45.795	26.386	3	2:06.966B	37.836	45.808	43.322	
26	1:50.169	38.204	46.013	25.952	4	5:03.118	3:51.031	45.901	26.186	
27	1:59.313B	37.905	46.098	35.310	5	1:49.676	38.025	45.606	26.045	
28	8:26.330	7:13.054	45.735	27.541	6	1:48.923	37.346	45.503	26.074	
29	2:03.438	50.018	45.966	27.454	7	2:08.635B	37.356	45.505	45.774	
30	1:47.549	37.207	44.899	25.443	8	5:19.073B				
31	2:08.766	37.057	1:05.465	26.244	9	2:40.664	1:27.433	46.270	26.961	
32	1:48.185	37.262	45.310	25.613	10	1:49.259	37.698	45.412	26.149	
33	1:59.179B	37.232	45.313	36.634	11	1:49.086	37.477	45.686	25.923	
<b>26 Adrian QUAIFE-HOBBS</b> GBR					12	1:49.173	37.783	45.390	26.000	
BVM MINARDI TEAM					13	1:48.778	37.424	45.341	26.013	
1	2:33.790	1:19.065	47.537	27.188	14	1:49.321	37.361	45.760	26.200	
2	1:52.088	39.430	46.423	26.235	15	1:59.914B	38.337	45.647	35.930	
3	1:50.335	38.230	45.957	26.148	16	7:22.422B				
4	2:21.117B	38.182	51.695	51.240	17	3:45.550	2:33.169	46.182	26.199	
5	4:24.280	3:11.727	46.412	26.141	18	1:49.842	37.952	45.817	26.073	
6	2:02.227B	37.861	46.065	38.301	19	1:49.000	37.501	45.470	26.029	
7	4:12.071B	2:45.397	46.183	40.491	20	1:49.079	37.498	45.501	26.080	
					21	1:59.750B	37.696	47.468	34.586	



Computerised results and timing service

ROUND 2: SILVERSTONE  
EUROCUP FORMULA RENAULT 2.0  
COLLECTIVE TEST 2  
Chronological Analysis of Performances

					B Crossing the finish line in pit lane		S2 Time from 1st intermediate to 2nd intermediate			
					S1 Time from finish line to 1st intermedia		S3 Time from 2nd intermediate to finish line		FY Full Yellow Flag	
Lap	Lap Time	S1	S2	S3	Lap	Lap Time	S1	S2	S3	
22	11:31.024	...	47.337	26.067	14	1:50.602	37.951	46.397	26.254	
23	1:48.489	37.397	45.304	25.788	15	1:50.660	37.880	46.423	26.357	
24	2:03.708B	37.259	45.047	41.402	16	2:02.557B	37.894	47.898	36.765	
25	4:49.666	3:37.508	45.509	26.649	17	5:32.297B				
26	1:50.169	37.173	45.569	27.427	18	7:41.547	6:22.407	52.806	26.334	
27	1:48.121	37.165	44.984	25.972	19	1:49.200	37.949	45.502	25.749	
28	1:48.237	37.267	45.088	25.882	20	1:49.160	37.380	45.570	26.210	
29	2:05.704B	37.084	49.648	38.972	21	1:54.260	40.244	47.850	26.166	
<b>28 Pal VARHAUG</b> NOR					22	1:49.116	37.194	45.691	26.231	
JENZER MOTORSPORT					23	1:49.336	37.632	45.591	26.113	
1	8:53.633B	7:01.021	49.223	1:03.389	24	1:49.340	37.610	45.739	25.991	
2	3:13.697	2:01.682	46.002	26.013	25	2:01.829B	37.991	47.068	36.770	
3	1:50.844	38.132	46.617	26.095	26	5:29.447B				
4	1:49.056	37.803	45.455	25.798	27	5:09.564	3:56.884	46.399	26.281	
5	2:03.967B	37.427	45.604	40.936	28	1:49.639	37.715	45.795	26.129	
6	5:02.527B				29	2:07.298B	38.312	46.269	42.717	
7	5:48.279	4:34.851	47.066	26.362	30	4:03.349	2:50.903	46.175	26.271	
8	1:50.147	37.968	45.824	26.355	31	1:49.789	37.683	45.998	26.108	
9	1:50.830	37.701	47.107	26.022	<b>30 Miguel OTEGUI</b> ESP					
10	1:49.422	37.403	45.701	26.318	IQUICK					
11	2:01.454B	37.783	48.928	34.743	1	3:42.361	2:26.676	48.293	27.392	
12	4:51.195B				2	1:51.439	38.559	46.568	26.312	
13	2:24.008	1:11.146	45.762	27.100	3	2:15.919B	38.183	46.007	51.729	
14	1:49.449	37.767	45.380	26.302	4	7:44.042	6:16.753	56.213	31.076	
15	1:48.921	37.786	45.268	25.867	5	1:52.991	38.600	47.892	26.499	
16	1:50.149	37.970	45.879	26.300	6	2:38.549B	52.886	1:11.675	33.988	
17	1:48.767	37.384	45.406	25.977	7	7:42.872	6:14.385	1:00.449	28.038	
18	1:58.154B	37.944	46.531	33.679	8	1:54.390	38.414	49.903	26.073	
19	2:33.726B				9	1:50.395	38.807	45.522	26.066	
20	9:27.117	8:07.520	51.043	28.554	10	1:49.112	37.741	45.469	25.902	
21	1:48.020	37.301	45.100	25.619	11	2:02.536B	39.833	48.342	34.361	
22	1:48.465	37.239	45.292	25.934	12	6:41.869B				
<b>29 Siso CUNILL</b> ESP					13	2:31.187	1:16.171	48.379	26.637	
JENZER MOTORSPORT					14	1:49.836	37.920	45.849	26.067	
1	3:20.548	2:05.097	48.210	27.241	15	1:54.830	40.572	47.932	26.326	
2	1:52.669	39.519	46.575	26.575	16	1:50.839	38.773	45.857	26.209	
3	2:15.758B	38.501	47.018	50.239	17	1:49.931	37.947	45.758	26.226	
4	4:49.970	3:36.488	47.041	26.441	18	1:50.439	38.017	45.724	26.698	
5	1:51.053	38.358	46.370	26.325	19	1:50.185	38.174	45.655	26.356	
6	1:50.186	38.123	45.959	26.104	20	1:50.253	38.192	45.823	26.238	
7	2:07.008B	37.940	47.766	41.302	21	2:05.088B	45.625	47.475	31.988	
8	5:04.674B				22	8:36.279B				
9	3:30.415	2:17.013	46.855	26.547	23	8:58.634	1:13.714	49.622	6:55.298	
10	1:51.175	38.126	46.115	26.934	24	1:50.735	38.779	45.669	26.287	
11	1:58.290	39.196	52.743	26.351	25	1:50.213	38.418	45.598	26.197	
12	1:50.452	37.869	45.911	26.672	26	2:06.876B	37.898	52.502	36.476	
13	1:49.915	37.614	45.971	26.330						



Computerised results and timing service

**ROUND 2: SILVERSTONE**  
**EURO CUP FORMULA RENAULT 2.0**  
**COLLECTIVE TEST 2**  
**Chronological Analysis of Performances**

**B** Crossing the finish line in pit lane  
**S1** Time from finish line to 1st intermedia  
**S2** Time from 1st intermediate to 2nd intermediate  
**S3** Time from 2nd intermediate to finish line  
**FY** Full Yellow Flag

Lap	Lap Time	S1	S2	S3	Lap	Lap Time	S1	S2	S3
<b>31 Himar ACOSTA</b> ESP					<b>34 Mathieu ARZENO</b> FRA				
IQUICK					EPSILON SPORT				
1	4:14.828	3:00.665	47.564	26.599	1	3:36.457	2:20.195	49.271	26.991
2	1:52.182	40.012	46.024	26.146	2	1:51.397	38.827	46.161	26.409
3	2:19.389 <b>B</b>	38.212	47.916	53.261	3	2:16.463 <b>B</b>	38.083	46.033	52.347
4	7:06.188	5:49.597	47.633	28.958	4	6:39.935	5:26.363	46.396	27.176
5	1:49.602	37.803	46.019	25.780	5	1:49.681	38.002	45.573	26.106
6	2:19.985 <b>B</b>	47.296	53.394	39.295	6	2:04.957 <b>B</b>	37.659	45.530	41.768
7	7:26.392	6:14.683	45.838	25.871	7	8:02.667	6:49.797	46.625	26.245
8	1:48.217	37.277	45.130	25.810	8	1:50.243	38.381	45.770	26.092
9	1:51.127	37.608	47.721	25.798	9	1:49.825	37.589	46.028	26.208
10	1:56.304 <b>B</b>	37.259	45.641	33.404	10	1:49.182	37.619	45.560	26.003
11	7:48.486	6:36.852	45.641	25.993	11	1:57.242 <b>B</b>	37.549	45.552	34.141
12	2:05.716 <b>B</b>	37.549	49.353	38.814	12	5:59.807	4:45.768	45.863	28.176
13	3:30.738 <b>B</b>				13	1:49.314	37.770	45.494	26.050
14	2:37.454	1:24.997	46.404	26.053	14	1:49.088	37.498	45.489	26.101
15	1:48.715	37.555	45.205	25.955	15	1:49.117	37.484	45.284	26.349
16	1:48.549	37.404	45.255	25.890	16	1:49.061	37.483	45.462	26.116
17	2:01.561 <b>B</b>	37.423	45.617	38.521	17	1:58.936 <b>B</b>	37.453	46.460	35.023
18	7:54.432	6:42.321	46.171	25.940	18	6:48.982	5:36.536	46.223	26.223
19	1:49.286	37.603	45.448	26.235	19	1:49.258	37.730	45.482	26.046
20	2:07.812 <b>B</b>	39.920	49.714	38.178	20	1:48.697	37.219	45.493	25.985
<b>32 Marcelo CONCHADO</b> ESP					<b>35 Stephane RICHELMI</b> MON				
AMITER GALUPPO SPORT					EPSILON SPORT				
1	3:08.756	1:53.077	48.380	27.299	1	3:25.577	2:08.417	50.281	26.879
2	1:52.141	38.801	46.601	26.739	2	1:52.181	39.192	46.358	26.631
3	2:07.733 <b>B</b>	38.476	46.360	42.897	3	2:13.329 <b>B</b>	37.868	46.386	49.075
4	5:18.798	4:06.009	46.424	26.365	4	5:14.718	4:02.580	45.949	26.189
5	1:52.764	38.835	47.188	26.741	5	1:49.622	38.175	45.505	25.942
6	1:51.193	38.503	46.323	26.367	6	1:49.008	37.553	45.343	26.112
7	2:05.116 <b>B</b>	37.841	46.352	40.923	7	2:04.891 <b>B</b>	38.417	46.056	40.418
8	8:31.399 <b>B</b>								
9	2:31.418	1:17.411	47.435	26.572					
10	1:51.204	38.802	45.997	26.405					
11	1:49.716	37.764	45.741	26.211					
12	1:49.803	37.727	45.698	26.378					
13	1:50.521	37.844	46.330	26.347					
14	1:50.585	38.116	46.015	26.454					
15	1:59.768 <b>B</b>	37.995	46.327	35.446					
16	6:51.053 <b>B</b>	5:27.360	46.302	37.391					
17	4:12.168 <b>B</b>	2:51.191	46.566	34.411					
18	5:11.091	3:58.601	46.093	26.397					
19	1:51.534	38.929	46.058	26.547					
20	1:50.526	38.202	45.862	26.462					
21	1:50.642	38.291	46.101	26.250					
22	1:54.566	42.152	46.035	26.379					
23	2:20.147	37.925	1:15.512	26.710					



Computerised results and timing service

ROUND 2: SILVERSTONE  
EUROCUP FORMULA RENAULT 2.0  
COLLECTIVE TEST 2

Chronological Analysis of Performances

B Crossing the finish line in pit lane  
S1 Time from finish line to 1st intermedia  
S2 Time from 1st intermediate to 2nd intermediate  
S3 Time from 2nd intermediate to finish line  
FY Full Yellow Flag

Lap	Lap Time	S1	S2	S3	Lap	Lap Time	S1	S2	S3					
8	11:33.995	...	45.769	26.153	<div style="border: 1px solid black; padding: 5px; display: inline-block;"> <b>37</b> Miki MONRAS HITECH JUNIOR TEAM ESP                 </div>									
9	1:49.126	37.734	45.395	25.997										
10	1:48.693	37.329	45.174	26.190										
11	1:48.719	37.278	45.284	26.157										
12	1:49.816	38.021	45.611	26.184										
13	1:59.744B	37.381	45.393	36.970										
14	8:07.169	6:55.433	45.712	26.024										
15	1:49.369	37.571	45.492	26.306										
16	1:49.251	37.530	45.564	26.157										
17	1:49.322	37.529	45.555	26.238										
18	1:57.039B	37.591	45.561	33.887										
19	6:31.718	5:19.057	46.245	26.416										
20	1:48.136	37.624	44.788	25.724										
21	1:47.430	36.870	44.877	25.683										
22	1:47.324	36.734	44.851	25.739										
23	1:47.656	36.901	44.975	25.780										
24	1:59.110B	37.975	46.396	34.739										
25	6:48.653	5:36.855	45.739	26.059										
26	1:49.791	37.842	45.567	26.382										
27	2:00.120B	38.952	46.352	34.816										
<div style="border: 1px solid black; padding: 5px; display: inline-block;"> <b>36</b> Richard SINGLETON HITECH JUNIOR TEAM GBR                 </div>										<div style="border: 1px solid black; padding: 5px; display: inline-block;"> <b>38</b> Luciano BACHETA HITECH JUNIOR RACING GBR                 </div>				
1	5:20.259	4:01.571	51.879	26.809						1	4:44.297	3:28.681	48.813	26.803
2	2:15.417B	38.459	46.228	50.730						2	1:52.121	38.638	46.885	26.598
3	6:26.498	5:14.143	46.169	26.186						3	2:31.181B	38.064	46.885	1:06.232
4	1:49.558	37.887	45.657	26.014						4	5:58.163	4:43.992	47.819	26.352
5	2:07.202B	37.602	45.445	44.155						5	1:50.029	38.156	45.721	26.152
6	9:54.836	8:42.895	45.776	26.165						6	2:07.623B	38.532	48.905	40.186
7	1:49.533	37.827	45.629	26.077	7	8:59.863	7:47.247	46.364	26.252					
8	1:51.396	39.688	45.485	26.223	8	1:51.500	39.017	46.275	26.208					
9	1:48.969	37.473	45.475	26.021	9	1:49.608	37.775	45.778	26.055					
10	1:50.354	38.437	45.667	26.250	10	1:49.596	37.630	45.742	26.224					
11	1:49.597	37.570	45.935	26.092	11	1:49.624	37.575	45.857	26.192					
12	1:49.256	37.591	45.647	26.018	12	2:01.888B	39.747	46.471	35.670					
13	1:49.446	37.460	45.936	26.050	13	4:27.504B								
14	1:49.257	37.564	45.677	26.016	14	2:31.259	1:17.609	47.177	26.473					
15	2:03.434B	39.052	46.092	38.290	15	1:49.906	37.985	45.745	26.176					
16	16:52.064	...	46.149	26.249	16	1:49.570	37.696	45.737	26.137					
17	1:54.052	39.618	48.082	26.352	17	1:50.554	38.231	46.153	26.170					
18	1:49.701	37.900	45.751	26.050	18	1:49.956	37.820	45.907	26.229					
19	1:49.739	37.633	45.957	26.149	19	1:49.927	37.818	45.754	26.355					
20	1:59.766B	38.092	46.041	35.633	20	1:49.875	37.593	45.953	26.329					
21	9:33.673	8:01.223	1:03.723	28.727	21	2:01.304B	38.469	48.115	34.720					
22	1:48.675	37.591	45.430	25.654	22	22:41.197	...	49.498	26.498					
23	1:48.956	37.361	45.500	26.095	23	1:49.549	37.812	45.870	25.867					
24	1:48.242	37.130	45.281	25.831	24	1:49.429	37.709	45.748	25.972					
25	1:58.515	42.078	49.776	26.661	25	1:49.228	37.637	45.652	25.939					
1	4:55.330	3:41.610	47.341	26.379	1	4:55.330	3:41.610	47.341	26.379					
2	2:02.292B	38.587	46.327	37.378	2	2:02.292B	38.587	46.327	37.378					
3	7:15.731	6:03.303	46.381	26.047	3	7:15.731	6:03.303	46.381	26.047					
4	1:49.970	37.992	45.758	26.220	4	1:49.970	37.992	45.758	26.220					
5	2:06.653B	37.791	45.838	43.024	5	2:06.653B	37.791	45.838	43.024					
6	9:45.162	8:33.157	45.910	26.095	6	9:45.162	8:33.157	45.910	26.095					
7	1:51.463	38.620	46.602	26.241	7	1:51.463	38.620	46.602	26.241					
8	1:49.851	37.912	45.769	26.170	8	1:49.851	37.912	45.769	26.170					
9	1:50.449	38.100	45.852	26.497	9	1:50.449	38.100	45.852	26.497					
10	1:50.563	37.904	46.034	26.625	10	1:50.563	37.904	46.034	26.625					
11	2:05.426B	38.767	46.724	39.935	11	2:05.426B	38.767	46.724	39.935					
12	8:08.982	6:56.834	45.892	26.256	12	8:08.982	6:56.834	45.892	26.256					
13	1:50.127	38.012	45.941	26.174	13	1:50.127	38.012	45.941	26.174					
14	1:51.275	38.143	46.480	26.652	14	1:51.275	38.143	46.480	26.652					
15	1:50.963	38.043	45.983	26.937	15	1:50.963	38.043	45.983	26.937					
16	1:57.630	42.890	48.231	26.509	16	1:57.630	42.890	48.231	26.509					
17	1:50.838	38.309	46.129	26.400	17	1:50.838	38.309	46.129	26.400					
18	1:50.853	38.228	46.119	26.506	18	1:50.853	38.228	46.119	26.506					



Computerised results and timing service

ROUND 2: SILVERSTONE  
EURO CUP FORMULA RENAULT 2.0  
COLLECTIVE TEST 2  
Chronological Analysis of Performances

					B Crossing the finish line in pit lane		S2 Time from 1st intermediate to 2nd intermediate			
					S1 Time from finish line to 1st intermedia		S3 Time from 2nd intermediate to finish line		FY Full Yellow Flag	
Lap	Lap Time	S1	S2	S3	Lap	Lap Time	S1	S2	S3	
19	2:05.921B	38.057	46.303	41.561	8	7:37.920	6:22.339	48.632	26.949	
20	16:31.820B				9	1:52.880	39.333	46.808	26.739	
21	3:06.771	1:45.313	55.229	26.229	10	1:51.858	38.672	46.454	26.732	
22	1:49.423	38.026	45.254	26.143	11	2:11.509	56.065	48.717	26.727	
23	1:49.527	37.860	45.812	25.855	12	1:51.899	38.608	46.497	26.794	
24	1:49.760	37.693	45.664	26.403	13	1:52.021	38.717	46.655	26.649	
25	1:49.536	37.825	45.716	25.995	14	1:52.070	38.539	46.647	26.884	
<b>39</b> Juan JACOBO COL HITECH JUNIOR RACING					15	1:51.865	38.379	46.516	26.970	
1	5:21.989	4:06.262	48.761	26.966	16	1:51.737	38.357	46.558	26.822	
2	2:16.423B	38.262	46.039	52.122	17	2:39.463B	45.572	1:05.083	48.808	
3	5:51.417	4:38.833	46.395	26.189	18	9:57.585B				
4	1:50.435	38.011	46.258	26.166	19	2:35.785	1:20.849	48.014	26.922	
5	1:49.810	37.924	45.807	26.079	20	1:53.828	39.777	47.165	26.886	
6	2:09.547B	41.635	46.941	40.971	21	1:54.331	38.992	48.451	26.888	
7	8:25.721	7:12.094	47.197	26.430	22	1:52.397	38.637	46.828	26.932	
8	1:50.364	38.439	45.802	26.123	23	1:52.600	38.948	47.012	26.640	
9	2:05.828	49.199	50.278	26.351	24	1:53.321	38.795	47.402	27.124	
10	2:11.011B	39.964	53.213	37.834	25	1:52.914	38.745	47.074	27.095	
11	4:30.348	3:16.792	46.636	26.920	26	1:52.429	38.748	46.651	27.030	
12	1:50.543	38.466	45.933	26.144	27	2:30.312B	49.772	57.880	42.660	
13	1:51.448	39.189	45.893	26.366	28	5:00.341	3:43.113	49.361	27.867	
14	2:03.665B	37.926	46.262	39.477	29	2:08.635B	40.051	48.678	39.906	
15	5:37.412	4:16.604	50.523	30.285	30	3:33.046	2:18.942	47.345	26.759	
16	1:54.178	40.460	46.990	26.728	31	1:54.721	39.454	48.471	26.796	
17	1:50.075	38.056	45.894	26.125	<b>41</b> Dean SMITH GBR FORTEC MOTORSPORT					
18	1:48.980	37.558	45.361	26.061	1	3:39.168	2:25.462	47.373	26.333	
19	2:04.794	41.986	53.296	29.512	2	1:49.826	38.133	45.671	26.022	
20	1:49.471	37.726	45.640	26.105	3	2:17.568B	37.834	45.803	53.931	
21	2:15.145B	41.760	57.417	35.968	4	5:33.086	4:17.434	47.223	28.429	
22	5:36.031B				5	1:50.117	37.746	46.204	26.167	
23	2:43.252	1:29.966	46.760	26.526	6	1:48.980	37.398	45.535	26.047	
24	2:27.661B	39.782	57.372	50.507	7	2:06.892B	37.359	48.313	41.220	
25	5:23.863	4:04.014	52.330	27.519	8	7:41.471	6:25.379	47.088	29.004	
26	1:52.280	38.236	47.599	26.445	9	1:49.352	37.654	45.718	25.980	
27	1:49.344	37.842	45.482	26.020	10	1:49.964	37.247	46.767	25.950	
28	1:56.001	40.524	47.592	27.885	11	1:48.690	37.276	45.495	25.919	
29	1:52.111	38.907	47.014	26.190	12	1:48.659	37.104	45.497	26.058	
<b>40</b> Dino BUTORAC CRO RB RACING TEAM					13	1:52.584	37.445	48.950	26.189	
1	4:13.293	2:50.739	53.070	29.484	14	1:57.260B	37.299	45.770	34.191	
2	1:57.153	41.491	48.638	27.024	15	5:12.419B				
3	2:22.891B	41.221	53.178	48.492	16	2:18.284	1:06.596	45.657	26.031	
4	4:23.703	3:08.003	48.263	27.437	17	1:49.071	37.432	45.463	26.176	
5	1:53.553	39.712	47.170	26.671	18	1:49.397	37.473	45.808	26.116	
6	1:55.183	40.131	47.883	27.169	19	1:51.266	37.345	47.608	26.313	
7	2:11.699B	38.787	50.737	42.175	20	1:49.837	37.659	45.936	26.242	
					21	1:49.377	37.482	45.793	26.102	
					22	1:56.917B	37.390	45.869	33.658	





Computerised results and timing service

ROUND 2: SILVERSTONE  
EURO CUP FORMULA RENAULT 2.0  
COLLECTIVE TEST 2  
Chronological Analysis of Performances

					B Crossing the finish line in pit lane		S2 Time from 1st intermediate to 2nd intermediate			
					S1 Time from finish line to 1st intermedia		S3 Time from 2nd intermediate to finish line		FY Full Yellow Flag	
Lap	Lap Time	S1	S2	S3	Lap	Lap Time	S1	S2	S3	
23	6:06.748	4:45.797	53.161	27.790	7	1:50.315	37.984	46.056	26.275	
24	1:50.254	38.817	45.502	25.935	8	1:49.443	37.579	45.740	26.124	
25	1:47.206	36.960	44.785	25.461	9	1:48.759	37.211	45.435	26.113	
26	1:47.136	36.610	44.917	25.609	10	1:49.104	37.443	45.738	25.923	
27	1:47.726	36.829	45.022	25.875	11	1:48.921	37.231	45.658	26.032	
28	2:22.733B	37.741	54.963	50.029	12	1:48.691	37.218	45.625	25.848	
<b>42 Daniel MCKENZIE</b> GBR					13	1:48.633	37.133	45.602	25.898	
FORTEC MOTORSPORT					14	2:10.180B	40.765	55.989	33.426	
1	3:50.424	2:35.893	47.655	26.876	15	11:02.691B				
2	1:51.829	38.684	46.414	26.731	16	2:35.809	1:22.592	47.014	26.203	
3	2:22.222B	37.814	52.810	51.598	17	1:52.611	40.078	46.466	26.067	
4	7:23.005	6:09.247	46.748	27.010	18	1:49.863	38.004	45.799	26.060	
5	1:49.423	37.993	45.641	25.789	19	1:50.928	37.961	46.721	26.246	
6	2:08.182B	38.576	50.491	39.115	20	1:49.283	37.525	45.766	25.992	
7	7:19.331	6:06.540	46.170	26.621	21	1:49.477	37.623	45.749	26.105	
8	1:49.480	37.559	45.824	26.097	22	1:58.258B	37.450	45.877	34.931	
9	1:50.622	38.318	45.813	26.491	23	9:42.384	8:29.744	46.441	26.199	
10	1:49.734	37.815	45.851	26.068	24	1:54.684	38.539	47.667	28.478	
11	1:49.019	37.367	45.602	26.050	25	1:50.134	37.844	45.761	26.529	
12	1:49.304	37.434	45.416	26.454	26	1:50.579	38.530	45.801	26.248	
13	1:58.834B	38.389	45.967	34.478	27	1:49.480	37.678	45.745	26.057	
14	3:44.242B				<b>44 Alex MORGAN</b> GBR					
15	6:30.651	5:18.457	45.891	26.303	FORTEC COMPETITION					
16	1:49.457	37.681	45.469	26.307	1	3:35.334	2:19.750	48.748	26.836	
17	1:49.820	37.419	46.020	26.381	2	2:04.252B	39.270	49.770	35.212	
18	1:50.197	37.705	45.966	26.526	3	9:30.913	8:17.334	47.469	26.110	
19	1:49.958	37.628	45.970	26.360	4	1:49.298	37.778	45.670	25.850	
20	1:50.388	37.548	46.438	26.402	5	2:08.488B	37.572	47.743	43.173	
21	1:50.675	37.783	46.025	26.867	6	8:12.242	7:00.115	46.121	26.006	
22	1:51.974	39.172	46.510	26.292	7	1:49.784	37.858	45.874	26.052	
23	1:57.814B	37.864	46.229	33.721	8	1:49.490	37.607	45.827	26.056	
24	3:42.388B				9	1:51.711	38.242	46.527	26.942	
25	5:24.816B	3:36.022	1:00.775	48.019	10	1:49.356	37.560	45.681	26.115	
26	4:35.504	3:23.214	46.048	26.242	11	1:57.488B	37.962	45.949	33.577	
27	1:52.511	37.961	46.287	28.263	12	6:19.852	5:02.488	50.900	26.464	
28	1:48.888	37.350	45.488	26.050	13	1:49.136	37.567	45.578	25.991	
29	1:49.479	37.485	45.705	26.289	14	1:48.687	37.153	45.498	26.036	
30	1:49.110	37.324	45.463	26.323	15	1:48.744	37.184	45.365	26.195	
31	2:06.650	43.560	56.824	26.266	16	1:55.216B	37.286	45.654	32.276	
<b>43 Gabriel DIAS</b> BRA					17	3:40.659B				
FORTEC COMPETITION					18	2:20.508	1:07.604	46.419	26.485	
1	5:43.483	4:25.564	48.744	29.175	19	1:49.238	37.282	45.701	26.255	
2	2:23.084B	39.317	52.794	50.973	20	1:49.272	37.294	45.770	26.208	
3	6:19.994	5:02.881	47.372	29.741	21	1:56.867B	37.550	45.773	33.544	
4	1:54.256	40.368	46.887	27.001	22	6:35.835	5:11.423	57.226	27.186	
5	2:06.443B	38.111	46.968	41.364	23	1:47.715	37.073	44.945	25.697	
6	9:57.090	8:41.021	49.405	26.664	24	2:27.982B	46.285	58.449	43.248	
					25	3:47.004	2:28.153	49.204	29.647	



Computerised results and timing service

**ROUND 2: SILVERSTONE**  
**EUROCUP FORMULA RENAULT 2.0**  
**COLLECTIVE TEST 2**  
**Chronological Analysis of Performances**

					B Crossing the finish line in pit lane		S2 Time from 1st intermediate to 2nd intermediate			
					S1 Time from finish line to 1st intermediate		S3 Time from 2nd intermediate to finish line		FY Full Yellow Flag	
Lap	Lap Time	S1	S2	S3	Lap	Lap Time	S1	S2	S3	
26	1:49.332	37.220	45.226	26.886	10	1:50.020	38.167	45.705	26.148	
27	1:47.998	36.926	45.303	25.769	11	1:49.066	37.517	45.600	25.949	
28	1:48.517	36.989	45.602	25.926	12	1:50.314	37.379	45.503	27.432	
29	1:49.695	37.598	45.778	26.319	13	1:49.706	37.894	45.706	26.106	
30	1:48.243	37.103	45.277	25.863	14	1:58.875 B	38.284	45.969	34.622	
					15	8:05.842	6:53.463	46.076	26.303	
					16	1:50.018	38.125	45.896	25.997	
					17	1:50.426	37.801	46.079	26.546	
					18	1:49.664	37.846	45.778	26.040	
					19	1:50.051	37.698	46.159	26.194	
					20	1:50.953	37.600	45.872	27.481	
					21	1:49.837	37.658	45.910	26.269	
					22	2:03.648 B	38.603	46.540	38.505	
					23	10:57.348 B				
					24	5:11.273	3:53.249	47.937	30.087	
					25	1:49.822	37.590	46.283	25.949	
					26	1:48.102	37.039	45.180	25.883	
					27	1:51.951	37.609	47.661	26.681	
					28	1:48.849	37.143	45.859	25.847	
					29	1:48.583	37.349	45.494	25.740	

**45** **Nicolas MARROC** FRA  
TCS RACING

1	4:54.549	3:39.775	48.117	26.657
2	2:12.783 B	39.084	48.427	45.272
3	7:30.187	6:16.572	47.406	26.209
4	1:50.639	38.440	46.014	26.185
5	2:09.736 B	38.214	46.037	45.485
6	8:54.210	7:41.146	46.534	26.530
7	1:50.492	38.396	45.836	26.260
8	1:49.741	38.069	45.629	26.043
9	1:50.144	38.127	45.872	26.145
10	1:55.256	42.741	46.286	26.229
11	1:50.295	38.129	45.926	26.240
12	1:50.679	38.257	46.197	26.225
13	2:00.491 B	38.316	46.130	36.045
14	6:54.014	5:41.987	45.890	26.137
15	1:50.019	37.851	45.787	26.381
16	1:50.033	37.980	45.817	26.236
17	1:50.582	38.017	46.226	26.339
18	1:51.217	37.971	46.008	27.238
19	1:51.162	38.169	46.376	26.617
20	2:31.759 B	1:01.091	52.238	38.430
21	6:59.724 B			
22	2:25.247	1:13.129	45.888	26.230
23	2:13.192 B	37.826	45.449	49.917
24	6:04.804	4:52.975	45.573	26.256
25	1:49.438	37.897	45.576	25.965
26	1:49.402	37.659	45.647	26.096
27	1:49.779	37.761	45.976	26.042
28	1:49.495	37.700	45.565	26.230
29	1:50.121	37.815	46.110	26.196

**78** **Benjamin LARICHE** FRA  
POLE SERVICES

1	4:24.296	3:09.187	47.996	27.113
2	1:54.761	39.707	48.526	26.528
3	2:23.431 B	39.561	49.125	54.745
4	6:06.808	4:53.151	47.340	26.317
5	1:51.065	38.234	45.814	27.017
6	2:05.802 B	37.872	45.823	42.107
7	7:30.750	6:18.523	46.096	26.131
8	1:49.998	38.236	45.736	26.026
9	1:49.253	37.629	45.664	25.960



Computerised results and timing service

**ROUND 2: SILVERSTONE**  
**EURO CUP FORMULA RENAULT 2.0**  
**COLLECTIVE TEST 3 GROUP 1**  
**Classification**

Driver	Nation	ASN	Team	Time	Lap	Total	Gap	Kph
1 8 Roberto MERHI	ESP	ESP	EPSILON EUSKADI 2	1:46.779	9	10	-	173.3
2 26 Adrian QUAIFFE-HOBBS	GBR	GBR	BVM MINARDI TEAM	1:47.024	11	12	+0.245	172.9
3 42 Daniel MCKENZIE	GBR	GBR	FORTEC MOTORSPORT	1:47.112	6	12	+0.333	172.8
4 28 Pal VARHAUG	NOR	NOR	JENZER MOTORSPORT	1:47.131	6	9	+0.352	172.7
5 34 Mathieu ARZENO	FRA	FRA	EPSILON SPORT	1:47.143	7	11	+0.364	172.7
6 10 Tobias HEGEWALD	GER	GER	MOTOPARK ACADEMY	1:47.357	10	11	+0.578	172.4
7 44 Alex MORGAN	GBR	GBR	FORTEC COMPETITION	1:47.397	12	13	+0.618	172.3
8 24 Daniel ZAMPIERI	ITA	ITA	BVM MINARDI TEAM	1:47.514	10	11	+0.735	172.1
9 12 Daniel RICCIARDO	AUS	AUS	SG FORMULA	1:47.559	6	12	+0.780	172.0
10 6 Jean Eric VERGNE	FRA	FRA	SG DRIVERS PROJECT	1:47.567	7	12	+0.788	172.0
11 2 Pablo MONTILLA	ESP	ESP	EPSILON EUSKADI 1	1:47.635	5	10	+0.856	171.9
12 14 Andrea CALDARELLI	ITA	ITA	SG FORMULA	1:47.650	7	12	+0.871	171.9
13 78 Benajmin LARICHE	FRA	FRA	POLE SERVICES	1:47.987	8	12	+1.208	171.4
14 4 Ramez AZZAM	CAN	DUB	SG DRIVERS PROJECT	1:48.205	6	12	+1.426	171.0
15 36 Richard SINGLETON	GBR	GBR	HITECH JUNIOR TEAM	1:48.245	6	11	+1.466	170.9
16 22 Kuba GIERMAZIAK	POL	POL	TEAM MOTOPARK	1:48.475	7	12	+1.696	170.6
17 30 Miguel OTEGUI	ESP	ESP	IQUICK	1:48.479	10	10	+1.700	170.6
18 38 Luciano BACHETA	GBR	GBR	HITECH JUNIOR RACING	1:48.854	8	11	+2.075	170.0
19 32 Marcelo CONCHADO	ESP	ESP	AMITER GALUPPO SPORT	1:49.850	7	12	+3.071	168.4
20 40 Dino BUTORAC	CRO	CRO	RB RACING TEAM	1:52.085	12	13	+5.306	165.1
21 18 Patrick REITERER	ITA	ITA	PREMA POWERTEAM	1:52.249	2	2	+5.470	164.8

<b>Fastest Lap</b>	Lap 9	Roberto MERHI	1:46.779	173.3 Kph
<b>Circuit Record Lap</b>		NEW TRACK		Kph
<b>Circuit Best Lap</b>	05/06/2008	Valtteri BOTTAS	1:46.613	173.6 Kph

The results are provisional until the end of the limit for protest and appeals

The limit for protest expires 30' at the latest after publication of the results - Time: .....

<b>Stewards:</b>	<b>Timekeeper:</b>
------------------	--------------------



Computerised results and timing service

**ROUND 2: SILVERSTONE**  
**EUROCUP FORMULA RENAULT 2.0**  
**COLLECTIVE TEST 3 GROUP 1**  
**Best Partial Times**
**IT** Ideal Lap Time, sum of the best partial times

**BT** Best Lap Time

		<b>S1</b>		<b>S2</b>		<b>S3</b>				<b>IT</b>	<b>BT</b>	
<b>Pos</b>	<b>Driver</b>	<b>Time</b>	<b>Driver</b>	<b>Time</b>	<b>Driver</b>	<b>Time</b>	<b>Pos</b>	<b>Driver</b>				
1	8 R.MERHI	36.290	8 R.MERHI	44.439	42 D.MCKENZIE	25.339	1	R.MERHI	1'46.276	1:46.779	(1)	
2	6 J.VERGNE	36.663	34 M.ARZENO	44.602	24 D.ZAMPIERI	25.340	2	T.HEGEWALD	1'46.930	1:47.357	(6)	
3	44 A.MORGAN	36.710	28 P.VARHAUG	44.702	28 P.VARHAUG	25.414	3	D.MCKENZIE	1'46.942	1:47.112	(3)	
4	10 T.HEGEWALD	36.742	10 T.HEGEWALD	44.734	10 T.HEGEWALD	25.454	4	M.ARZENO	1'46.955	1:47.143	(5)	
5	26 A.QUAIFE-HOBBS	36.749	42 D.MCKENZIE	44.734	26 A.QUAIFE-HOBBS	25.473	5	A.QUAIFE-HOBBS	1'47.024	1:47.024	(2)	
6	34 M.ARZENO	36.848	2 P.MONTILLA	44.751	14 A.CALDARELLI	25.479	6	J.VERGNE	1'47.041	1:47.567	(10)	
7	42 D.MCKENZIE	36.869	44 A.MORGAN	44.780	34 M.ARZENO	25.505	7	A.MORGAN	1'47.106	1:47.397	(7)	
8	2 P.MONTILLA	36.899	26 A.QUAIFE-HOBBS	44.802	12 D.RICCIARDO	25.544	8	P.VARHAUG	1'47.118	1:47.131	(4)	
9	12 D.RICCIARDO	36.906	6 J.VERGNE	44.815	8 R.MERHI	25.547	9	P.MONTILLA	1'47.366	1:47.635	(11)	
10	28 P.VARHAUG	37.002	12 D.RICCIARDO	44.973	6 J.VERGNE	25.563	10	D.RICCIARDO	1'47.423	1:47.559	(9)	
11	4 R.AZZAM	37.008	24 D.ZAMPIERI	45.007	78 B.LARICHE	25.568	11	D.ZAMPIERI	1'47.428	1:47.514	(8)	
12	30 M.OTEGUI	37.030	14 A.CALDARELLI	45.023	30 M.OTEGUI	25.597	12	A.CALDARELLI	1'47.613	1:47.650	(12)	
13	36 R.SINGLETON	37.066	78 B.LARICHE	45.084	44 A.MORGAN	25.616	13	B.LARICHE	1'47.724	1:47.987	(13)	
14	78 B.LARICHE	37.072	4 R.AZZAM	45.119	36 R.SINGLETON	25.679	14	R.SINGLETON	1'47.893	1:48.245	(15)	
15	24 D.ZAMPIERI	37.081	36 R.SINGLETON	45.148	2 P.MONTILLA	25.716	15	M.OTEGUI	1'47.912	1:48.479	(17)	
16	14 A.CALDARELLI	37.111	38 L.BACHETA	45.264	22 K.GIERMAZIAK	25.760	16	R.AZZAM	1'47.922	1:48.205	(14)	
17	22 K.GIERMAZIAK	37.251	30 M.OTEGUI	45.285	4 R.AZZAM	25.795	17	K.GIERMAZIAK	1'48.376	1:48.475	(16)	
18	38 L.BACHETA	37.510	22 K.GIERMAZIAK	45.365	38 L.BACHETA	25.834	18	L.BACHETA	1'48.608	1:48.854	(18)	
19	32 M.CONCHADO	37.775	32 M.CONCHADO	45.915	32 M.CONCHADO	25.949	19	M.CONCHADO	1'49.639	1:49.850	(19)	
20	40 D.BUTORAC	38.401	40 D.BUTORAC	46.345	18 P.REITERER	26.269	20	D.BUTORAC	1'51.187	1:52.085	(20)	
21	18 P.REITERER	39.009	18 P.REITERER	46.971	40 D.BUTORAC	26.441	21	P.REITERER	1'52.249	1:52.249	(21)	



Computerised results and timing service

**ROUND 2: SILVERSTONE**  
**EUROCUP FORMULA RENAULT 2.0**  
**COLLECTIVE TEST 3 GROUP 1**  
**Fastest Laps Sequence**

Practice Time	Driver	Nation	Time	Kph	Driver's Lap
<b>3:56.463</b>	4 <b>Ramez AZZAM</b>	CAN	<b>1:49.964</b>	168.3	2
<b>3:58.177</b>	6 <b>Jean Eric VERGNE</b>	FRA	<b>1:49.195</b>	169.5	2
<b>13:03.492</b>	12 <b>Daniel RICCIARDO</b>	AUS	<b>1:48.047</b>	171.3	5
<b>13:19.751</b>	10 <b>Tobias HEGEWALD</b>	GER	<b>1:47.605</b>	172.0	5
<b>14:11.174</b>	42 <b>Daniel MCKENZIE</b>	GBR	<b>1:47.309</b>	172.4	5
<b>15:58.286</b>	42 <b>Daniel MCKENZIE</b>	GBR	<b>1:47.112</b>	172.8	6
<b>29:19.735</b>	8 <b>Roberto MERHI</b>	ESP	<b>1:46.779</b>	173.3	9



Computerised results and timing service

ROUND 2: SILVERSTONE  
EUROCUP FORMULA RENAULT 2.0  
COLLECTIVE TEST 3 GROUP 1  
Chronological Analysis of Performances

B Crossing the finish line in pit lane  
S1 Time from finish line to 1st intermedia S2 Time from 1st intermediate to 2nd intermediate  
S3 Time from 2nd intermediate to finish line FY Full Yellow Flag

Lap	Lap Time	S1	S2	S3	Lap	Lap Time	S1	S2	S3
<b>2 Pablo MONTILLA</b> ESP					<b>4</b> Tobias HEGEWALD GER				
EPSILON EUSKADI 1					MOTOPARK ACADEMY				
1	3:22.931	2:07.443	48.848	26.640	1	2:30.305	1:11.864	50.784	27.657
2	1:50.240	38.089	46.069	26.082	2	1:50.347	38.465	45.781	26.101
3	1:57.432B	37.825	45.170	34.437	3	2:01.861B	37.460	45.566	38.835
4	4:53.920	3:42.589	45.267	26.064	4	5:09.633	3:58.125	45.686	25.822
5	1:47.635	37.168	44.751	25.716	5	1:47.605	37.075	44.974	25.556
6	1:48.780	37.404	45.295	26.081	6	1:47.639	36.939	45.036	25.664
7	1:48.259	37.105	45.184	25.970	7	1:47.552	36.742	45.103	25.707
8	1:51.004	38.466	46.126	26.412	8	1:57.134B	38.050	46.788	32.296
9	1:47.885	36.899	45.003	25.983	9	8:04.251	6:49.867	48.240	26.144
10	2:00.203B	38.238	45.665	36.300	10	1:47.357	37.169	44.734	25.454
					11	1:50.253	39.200	45.405	25.648
<b>4 Ramez AZZAM</b> CAN					<b>12 Daniel RICCIARDO</b> AUS				
SG DRIVERS PROJECT					SG FORMULA				
1	2:06.499	50.881	48.873	26.745	1	2:07.638	52.284	49.427	25.927
2	1:49.964	37.906	45.703	26.355	2	1:54.643	41.025	47.775	25.843
3	2:00.939B	37.557	45.465	37.917	3	2:00.822B	37.039	45.368	38.415
4	5:26.724	4:15.051	45.716	25.957	4	5:12.342	4:01.081	45.647	25.614
5	1:48.283	37.369	45.119	25.795	5	1:48.047	37.099	45.286	25.662
6	1:48.205	37.008	45.332	25.865	6	1:47.559	36.906	45.052	25.601
7	1:48.282	37.152	45.279	25.851	7	1:47.811	37.089	45.033	25.689
8	1:48.643	37.266	45.470	25.907	8	1:47.877	37.143	44.979	25.755
9	1:49.464	38.060	45.434	25.970	9	1:51.950B	37.171	45.088	29.691
10	1:58.054B	38.279	45.570	34.205	10	6:46.605	5:35.456	45.543	25.606
11	5:20.376	4:08.506	45.819	26.051	11	1:49.355	38.430	45.381	25.544
12	1:57.410B	37.661	47.196	32.553	12	1:56.028B	37.512	44.973	33.543
<b>6 Jean Eric VERGNE</b> FRA					<b>14 Andrea CALDARELLI</b> ITA				
SG DRIVERS PROJECT					SG FORMULA				
1	2:08.982	54.159	48.686	26.137	1	2:03.760	49.419	48.006	26.335
2	1:49.195	37.538	45.672	25.985	2	2:03.039B	37.907	45.639	39.493
3	1:54.399B	37.268	45.171	31.960	3	2:36.682B	1:02.707	57.597	36.378
4	5:26.338	4:12.915	45.807	27.616	4	4:28.700	3:16.957	46.089	25.654
5	1:48.115	37.115	45.128	25.872	5	1:52.984	38.977	48.420	25.587
6	1:47.892	36.965	45.335	25.592	6	1:47.889	37.309	45.101	25.479
7	1:47.567	36.935	45.069	25.563	7	1:47.650	37.111	45.023	25.516
8	1:47.675	36.892	45.103	25.680	8	1:48.096	37.335	45.158	25.603
9	1:51.479B	37.202	45.356	28.921	9	1:59.984B	40.990	45.725	33.269
10	6:59.623	5:47.065	46.875	25.683	10	6:42.058	5:30.797	45.527	25.734
11	1:47.914	36.950	45.309	25.655					
12	1:53.186B	36.663	44.815	31.708					
<b>8 Roberto MERHI</b> ESP									
EPSILON EUSKADI 2									
1	4:45.682	3:30.846	48.701	26.135					
2	2:07.517B	37.313	48.526	41.678					
3	5:34.456	4:22.937	45.734	25.785					



Computerised results and timing service

**ROUND 2: SILVERSTONE**  
**EUROCUP FORMULA RENAULT 2.0**  
**COLLECTIVE TEST 3 GROUP 1**  
**Chronological Analysis of Performances**

**B** Crossing the finish line in pit lane  
**S1** Time from finish line to 1st intermedia  
**S2** Time from 1st intermediate to 2nd intermediate  
**S3** Time from 2nd intermediate to finish line  
**FY** Full Yellow Flag

Lap	Lap Time	S1	S2	S3	Lap	Lap Time	S1	S2	S3
11	1:48.072	37.222	45.289	25.561	11	1:47.024	36.749	44.802	25.473
12	1:53.842B	37.150	45.125	31.567	12	2:03.791B	36.859	46.326	40.606

**18** **Patrick REITERER** ITA  
PREMA POWERTEAM

1	2:41.063	1:20.963	51.979	28.121
2	1:52.249	39.009	46.971	26.269

**22** **Kuba GIERMAZIAK** POL  
TEAM MOTOPARK

1	2:21.579	1:05.738	48.834	27.007
2	1:50.700	38.082	46.337	26.281
3	2:07.576B	37.530	46.640	43.406
4	5:01.084	3:49.464	45.741	25.879
5	1:49.429	37.555	46.039	25.835
6	1:49.212	37.738	45.524	25.950
7	1:48.475	37.251	45.464	25.760
8	1:48.644	37.256	45.478	25.910
9	1:57.836B	40.522	45.689	31.625
10	6:25.702	5:14.104	45.738	25.860
11	1:48.683	37.543	45.365	25.775
12	2:00.062B	40.026	45.906	34.130

**24** **Daniel ZAMPIERI** ITA  
BVM MINARDI TEAM

1	2:16.865	56.741	52.238	27.886
2	1:53.692	39.479	47.241	26.972
3	2:04.888B	37.507	47.396	39.985
4	5:01.429	3:46.983	48.361	26.085
5	1:49.362	37.936	45.576	25.850
6	2:11.334B	37.585	57.253	36.496
7	4:18.292	3:01.530	49.913	26.849
8	5:44.903B	4:11.199	55.430	38.274
9	2:32.827	1:16.503	50.346	25.978
10	1:47.514	37.167	45.007	25.340
11	2:09.930B	37.081	53.875	38.974

**26** **Adrian QUAIFE-HOBBS** GBR  
BVM MINARDI TEAM

1	2:22.631	58.013	54.012	30.606
2	1:59.987	40.038	50.195	29.754
3	2:06.882B	38.142	48.650	40.090
4	5:00.007	3:46.340	47.197	26.470
5	1:52.072	37.814	47.970	26.288
6	1:49.067	37.555	45.621	25.891
7	1:56.950B	37.205	45.164	34.581
8	3:32.936	2:15.961	46.397	30.578
9	1:57.584B	36.992	45.196	35.396
10	5:00.886	3:43.845	45.224	31.817

**28** **Pal VARHAUG** NOR  
JENZER MOTORSPORT

1	2:33.762	1:16.970	48.935	27.857
2	1:52.423	39.089	46.428	26.906
3	2:09.783B	38.043	46.722	45.018
4	7:52.969	6:39.260	47.517	26.192
5	1:48.659	37.931	45.170	25.558
6	1:47.131	37.002	44.715	25.414
7	1:47.962	37.298	45.058	25.606
8	1:47.409	37.261	44.702	25.446
9	2:14.334B	36.919	53.347	44.068

**30** **Miguel OTEGUI** ESP  
IQUICK

1	3:32.151	2:09.966	54.284	27.901
2	2:02.675B	38.777	47.678	36.220
3	6:13.461	4:59.619	46.997	26.845
4	1:52.001	39.019	46.649	26.333
5	1:49.380	37.727	45.521	26.132
6	1:52.771B	37.565	45.285	29.921
7	4:00.273	2:42.614	51.178	26.481
8	2:24.699B	43.698	1:02.361	38.640
9	3:53.164	2:39.357	47.834	25.973
10	1:48.479	37.511	45.371	25.597

**32** **Marcelo CONCHADO** ESP  
AMITER GALUPPO SPORT

1	2:57.563	1:42.031	48.374	27.158
2	1:51.606	38.762	46.499	26.345
3	2:05.415B	38.065	46.374	40.976
4	4:39.943	3:27.065	46.715	26.163
5	1:50.073	37.967	45.933	26.173
6	1:50.708	38.517	46.064	26.127
7	1:49.850	37.907	45.994	25.949
8	1:58.631	45.742	46.399	26.490
9	1:49.968	37.775	45.915	26.278
10	1:58.666B	38.609	46.455	33.602
11	5:09.479	3:54.662	47.301	27.516
12	2:08.114B	45.110	49.908	33.096

**34** **Mathieu ARZENO** FRA  
EPSILON SPORT

1	2:48.116	1:29.478	51.537	27.101
2	1:50.338	38.172	45.951	26.215
3	2:10.537B	37.357	53.139	40.041
4	5:29.909	4:17.498	46.529	25.882



Computerised results and timing service

**ROUND 2: SILVERSTONE**  
**EUROCUP FORMULA RENAULT 2.0**  
**COLLECTIVE TEST 3 GROUP 1**  
**Chronological Analysis of Performances**

**B** Crossing the finish line in pit lane  
**S1** Time from finish line to 1st intermediate  
**S2** Time from 1st intermediate to 2nd intermediate  
**S3** Time from 2nd intermediate to finish line  
**FY** Full Yellow Flag

Lap	Lap Time	S1	S2	S3	Lap	Lap Time	S1	S2	S3
5	1:47.756	36.989	45.084	25.683	12	1:52.085	38.741	46.345	26.999
6	1:47.524	36.848	45.007	25.669	13	2:06.909B	38.886	48.490	39.533
7	1:47.143	36.949	44.602	25.592	<b>42 Daniel MCKENZIE</b> GBR FORTEC MOTORSPORT				
8	1:58.672B	38.002	46.377	34.293	1	3:11.404	1:55.934	48.460	27.010
9	7:32.231	6:20.260	45.395	26.576	2	1:51.009	38.583	46.184	26.242
10	1:47.713	37.125	45.083	25.505	3	2:02.153B	38.939	46.282	36.932
11	1:56.312B	37.089	44.924	34.299	4	5:19.299	4:05.222	47.851	26.226
<b>36 Richard SINGLETON</b> GBR HITECH JUNIOR TEAM					5	1:47.309	37.069	44.901	25.339
1	3:32.973	2:16.948	49.375	26.650	6	1:47.112	36.915	44.734	25.463
2	2:00.731B	38.260	46.149	36.322	7	1:47.434	36.869	44.967	25.598
3	6:33.357	5:18.531	48.706	26.120	8	1:59.486	41.916	50.958	26.612
4	1:48.871	37.378	45.654	25.839	9	1:47.661	37.169	44.887	25.605
5	1:48.331	37.249	45.236	25.846	10	2:18.585B	40.102	56.729	41.754
6	1:48.245	37.066	45.254	25.925	11	4:35.281	3:23.937	45.681	25.663
7	1:48.990	37.366	45.568	26.056	12	1:47.282	36.988	44.765	25.529
8	2:02.448B	39.979	46.422	36.047	<b>44 Alex MORGAN</b> GBR FORTEC COMPETITION				
9	6:42.232	5:25.776	49.923	26.533	1	2:53.681	1:34.061	52.392	27.228
10	1:48.499	37.672	45.148	25.679	2	1:50.405	38.023	46.097	26.285
11	2:02.327B	37.253	45.952	39.122	3	2:06.283B	37.574	49.211	39.498
<b>38 Luciano BACHETA</b> GBR HITECH JUNIOR RACING					4	6:00.227	4:39.044	54.429	26.754
1	4:31.555	2:17.710	49.592	1:24.253	5	1:47.750	37.082	45.051	25.617
2	2:05.891B	39.142	47.134	39.615	6	1:47.423	36.816	44.976	25.631
3	5:13.839	4:02.000	45.876	25.963	7	1:47.681	36.710	45.355	25.616
4	1:49.764	37.717	46.183	25.864	8	1:47.508	36.912	44.920	25.676
5	1:49.171	37.674	45.623	25.874	9	1:47.419	36.945	44.844	25.630
6	1:50.294	39.042	45.264	25.988	10	2:07.254B	40.024	46.638	40.592
7	1:48.883	37.546	45.503	25.834	11	4:05.703	2:53.530	46.030	26.143
8	1:48.854	37.510	45.422	25.922	12	1:47.397	36.969	44.780	25.648
9	2:06.855B	41.422	50.000	35.433	13	2:04.503B	36.852	47.269	40.382
10	6:07.794	4:49.668	49.982	28.144	<b>78 Benjamin LARICHE</b> FRA POLE SERVICES				
11	1:57.790B	38.178	45.540	34.072	1	2:58.889	1:44.540	47.805	26.544
<b>40 Dino BUTORAC</b> CRO RB RACING TEAM					2	1:51.308	38.976	46.263	26.069
1	3:19.357	1:59.025	51.902	28.430	3	2:07.147B	37.769	47.243	42.135
2	1:55.914	40.616	48.286	27.012	4	5:00.639	3:47.892	46.759	25.988
3	2:16.202B	41.908	52.142	42.152	5	1:48.614	37.782	45.125	25.707
4	4:16.317	3:01.972	47.642	26.703	6	1:50.995	37.285	45.266	28.444
5	1:54.927	39.387	49.099	26.441	7	1:48.163	37.303	45.292	25.568
6	1:52.444	39.013	46.957	26.474	8	1:47.987	37.072	45.180	25.735
7	1:52.805	39.286	47.057	26.462	9	1:53.292B	37.217	45.084	30.991
8	1:53.295	38.873	47.642	26.780	10	6:15.252	5:02.421	47.029	25.802
9	1:52.354	39.225	46.611	26.518	11	1:48.324	37.105	45.409	25.810
10	2:07.983B	38.401	49.845	39.737	12	1:57.090B	38.820	45.299	32.971
11	4:07.037	2:52.828	47.581	26.628					





Computerised results and timing service

**ROUND 2: SILVERSTONE**  
**EUROCUP FORMULA RENAULT 2.0**  
**COLLECTIVE TEST 3 GROUP 2**  
**Classification**

Driver	Nation	ASN	Team	Time	Lap	Total	Gap	Kph
1 11 Valtteri BOTTAS	FIN	FIN	MOTOPARK ACADEMY	<b>1:45.554</b>	12	13	-	<b>175.3</b>
2 41 Dean SMITH	GBR	GBR	FORTEC MOTORSPORT	<b>1:46.750</b>	12	12	+1.196	<b>173.3</b>
3 31 Himar ACOSTA	ESP	ESP	IQUICK	<b>1:46.894</b>	9	9	+1.340	<b>173.1</b>
4 27 Michele FACCIN	ITA	ITA	JENZER MOTORSPORT	<b>1:46.998</b>	11	12	+1.444	<b>172.9</b>
5 29 Siso CUNILL	ESP	ESP	JENZER MOTORSPORT	<b>1:47.126</b>	12	12	+1.572	<b>172.7</b>
6 5 Anton NEBILITSKYI	RUS	RUS	SG DRIVERS PROJECT	<b>1:47.197</b>	11	11	+1.643	<b>172.6</b>
7 7 Albert COSTA	ESP	ESP	EPSILON EUSKADI 2	<b>1:47.321</b>	11	11	+1.767	<b>172.4</b>
8 35 Stephane RICHELMI	MON	MON	EPSILON SPORT	<b>1:47.397</b>	11	11	+1.843	<b>172.3</b>
9 15 Nelson LUKES	FRA	FRA	SG FORMULA	<b>1:47.549</b>	11	11	+1.995	<b>172.1</b>
10 25 Cesar RAMOS	BRA	BRA	BVM MINARDI TEAM	<b>1:47.678</b>	6	11	+2.124	<b>171.8</b>
11 21 Nathanaël BERTHON	FRA	FRA	BOUTSEN ENERGY RACING	<b>1:47.708</b>	12	12	+2.154	<b>171.8</b>
12 45 Nicolas MARROC	FRA	FRA	TCS RACING	<b>1:47.766</b>	10	11	+2.212	<b>171.7</b>
13 3 Richard CAMPOLLO	DOM	DOM	EPSILON EUSKADI 1	<b>1:47.884</b>	10	10	+2.330	<b>171.5</b>
14 43 Gabriel DIAS	BRA	BRA	FORTEC COMPETITION	<b>1:47.898</b>	5	7	+2.344	<b>171.5</b>
15 19 Adam KOUT	CZE	CZE	KRENEK MOTORSPORT	<b>1:47.981</b>	12	12	+2.427	<b>171.4</b>
16 9 Carlos MUÑOZ	COL	ESP	EPSILON EUSKADI 2	<b>1:48.088</b>	10	11	+2.534	<b>171.2</b>
17 17 Sergio CAMPANA	ITA	ITA	PREMA POWERTEAM	<b>1:48.292</b>	5	11	+2.738	<b>170.9</b>
18 23 Juan Pablo GARCÍA	MEX	MEX	TEAM MOTOPARK	<b>1:48.419</b>	11	12	+2.865	<b>170.7</b>
19 37 Miki MONRAS	ESP	ESP	HITECH JUNIOR TEAM	<b>1:48.488</b>	4	12	+2.934	<b>170.6</b>
20 1 Jake ROSENZWEIG	USA	USA	EPSILON EUSKADI 1	<b>1:48.623</b>	4	10	+3.069	<b>170.4</b>
21 39 Juan JACOBO	COL	COL	HITECH JUNIOR RACING	<b>1:49.611</b>	10	11	+4.057	<b>168.8</b>

<b>Fastest Lap</b>	Lap 12	Valtteri BOTTAS	<b>1:45.554</b>	175.3 Kph
<b>Circuit Record Lap</b>		NEW TRACK		Kph
<b>Circuit Best Lap</b>	06/06/2008	Valtteri BOTTAS	<b>1:45.386</b>	175.6 Kph

The results are provisional until the end of the limit for protest and appeals

The limit for protest expires 30' at the latest after publication of the results - Time: .....

<b>Stewards:</b>	<b>Timekeeper:</b>
------------------	--------------------



Computerised results and timing service

**ROUND 2: SILVERSTONE**  
**EUROCUP FORMULA RENAULT 2.0**  
**COLLECTIVE TEST 3 GROUP 2**  
**Best Partial Times**
**IT** Ideal Lap Time, sum of the best partial times

**BT** Best Lap Time

		<b>S1</b>		<b>S2</b>		<b>S3</b>				<b>IT</b>	<b>BT</b>	
<b>Pos</b>	<b>Driver</b>	<b>Time</b>	<b>Driver</b>	<b>Time</b>	<b>Driver</b>	<b>Time</b>	<b>Pos</b>	<b>Driver</b>				
1	11 V.BOTTAS	36.253	11 V.BOTTAS	44.134	11 V.BOTTAS	25.115	1	V.BOTTAS	1'45.502	1:45.554	(1)	
2	41 D.SMITH	36.580	5 .NEBILITSKYI	44.670	31 H.ACOSTA	25.242	2	D.SMITH	1'46.686	1:46.750	(2)	
3	29 S.CUNILL	36.684	41 D.SMITH	44.682	27 M.FACCIN	25.298	3	H.ACOSTA	1'46.894	1:46.894	(3)	
4	15 N.LUKES	36.853	31 H.ACOSTA	44.734	29 S.CUNILL	25.398	4	M.FACCIN	1'46.998	1:46.998	(4)	
5	5 .NEBILITSKYI	36.880	27 M.FACCIN	44.795	21 N.BERTHON	25.423	5	S.CUNILL	1'47.002	1:47.126	(5)	
6	27 M.FACCIN	36.905	35 S.RICHELM	44.810	41 D.SMITH	25.424	6	.NEBILITSKYI	1'47.057	1:47.197	(6)	
7	31 H.ACOSTA	36.918	7 A.COSTA	44.909	25 C.RAMOS	25.482	7	A.COSTA	1'47.321	1:47.321	(7)	
8	7 A.COSTA	36.923	29 S.CUNILL	44.920	7 A.COSTA	25.489	8	S.RICHELM	1'47.383	1:47.397	(8)	
9	19 A.KOUT	36.934	3 R.CAMPOLLO	44.955	35 S.RICHELM	25.505	9	C.RAMOS	1'47.408	1:47.678	(10)	
10	25 C.RAMOS	36.959	25 C.RAMOS	44.967	5 .NEBILITSKYI	25.507	10	N.LUKES	1'47.522	1:47.549	(9)	
11	43 G.DIAS	37.013	15 N.LUKES	44.983	45 N.MARROC	25.512	11	N.MARROC	1'47.601	1:47.766	(12)	
12	35 S.RICHELM	37.068	45 N.MARROC	45.013	9 C.MUÑOZ	25.535	12	R.CAMPOLLO	1'47.621	1:47.884	(13)	
13	45 N.MARROC	37.076	17 S.CAMPANA	45.056	3 R.CAMPOLLO	25.549	13	N.BERTHON	1'47.708	1:47.708	(11)	
14	3 R.CAMPOLLO	37.117	21 N.BERTHON	45.133	17 S.CAMPANA	25.617	14	A.KOUT	1'47.839	1:47.981	(15)	
15	21 N.BERTHON	37.152	43 G.DIAS	45.151	19 A.KOUT	25.644	15	G.DIAS	1'47.890	1:47.898	(14)	
16	37 M.MONRAS	37.227	23 J.GARCÍA	45.162	1 J.ROSENZWEIG	25.658	16	S.CAMPANA	1'47.924	1:48.292	(17)	
17	23 J.GARCÍA	37.243	9 C.MUÑOZ	45.224	15 N.LUKES	25.686	17	C.MUÑOZ	1'48.088	1:48.088	(16)	
18	17 S.CAMPANA	37.251	19 A.KOUT	45.261	43 G.DIAS	25.726	18	M.MONRAS	1'48.382	1:48.488	(19)	
19	1 J.ROSENZWEIG	37.301	37 M.MONRAS	45.374	37 M.MONRAS	25.781	19	J.GARCÍA	1'48.387	1:48.419	(18)	
20	9 C.MUÑOZ	37.329	1 J.ROSENZWEIG	45.448	39 J.JACOBO	25.930	20	J.ROSENZWEIG	1'48.407	1:48.623	(20)	
21	39 J.JACOBO	37.897	39 J.JACOBO	45.730	23 J.GARCÍA	25.982	21	J.JACOBO	1'49.557	1:49.611	(21)	



Computerised results and timing service

**ROUND 2: SILVERSTONE**  
**EUROCUP FORMULA RENAULT 2.0**  
**COLLECTIVE TEST 3 GROUP 2**  
**Fastest Laps Sequence**

Practice Time	Driver	Nation	Time	Kph	Driver's Lap
4:06.228	11 <b>Valtteri BOTTAS</b>	FIN	<b>1:48.277</b>	170.9	2
5:53.912	11 <b>Valtteri BOTTAS</b>	FIN	<b>1:47.684</b>	171.8	3
6:27.949	41 <b>Dean SMITH</b>	GBR	<b>1:47.305</b>	172.4	3
7:40.478	11 <b>Valtteri BOTTAS</b>	FIN	<b>1:46.566</b>	173.6	4
27:56.615	11 <b>Valtteri BOTTAS</b>	FIN	<b>1:45.734</b>	175.0	11
29:42.169	11 <b>Valtteri BOTTAS</b>	FIN	<b>1:45.554</b>	175.3	12



Computerised results and timing service

**ROUND 2: SILVERSTONE**  
**EUROCUP FORMULA RENAULT 2.0**  
**COLLECTIVE TEST 3 GROUP 2**  
**Chronological Analysis of Performances**

**B** Crossing the finish line in pit lane  
**S1** Time from finish line to 1st intermediate  
**S2** Time from 1st intermediate to 2nd intermediate  
**S3** Time from 2nd intermediate to finish line  
**FY** Full Yellow Flag

Lap	Lap Time	S1	S2	S3	Lap	Lap Time	S1	S2	S3
<b>1 Jake ROSENZWEIG</b> USA					<b>7</b> 1:48.216 37.060 45.374 25.782				
EPSILON EUSKADI 1					<b>8</b> 1:59.748B 38.137 46.836 34.775				
1	3:01.327	1:47.410	47.782	26.135	<b>9</b> 10:27.348 2:50.933 1:00.333 6:36.082				
2	1:51.231	38.520	46.620	26.091	<b>10</b> 1:47.934 37.175 45.191 25.568				
3	1:51.060	39.567	45.648	25.845	<b>11</b> 1:47.321 36.923 44.909 25.489				
4	1:48.623	37.301	45.448	25.874	<b>9 Carlos MUÑOZ</b> COL				
5	1:50.405	37.381	46.761	26.263	EPSILON EUSKADI 2				
6	1:49.139	37.672	45.675	25.792	1	3:29.527	2:10.227	51.677	27.623
7	2:02.152B	39.113	46.957	36.082	2	1:51.969	38.825	46.696	26.448
8	12:53.056	...	47.320	26.229	3	1:50.194	37.919	46.208	26.067
9	1:49.025	37.768	45.599	25.658	4	1:49.580	37.652	45.809	26.119
10	1:49.162	37.657	45.609	25.896	5	1:49.062	37.459	45.728	25.875
<b>3 Richard CAMPOLLO</b> DOM					6	2:01.022B	37.480	45.928	37.614
EPSILON EUSKADI 1					7	5:28.225	4:14.783	47.285	26.157
1	3:04.856	1:50.545	47.852	26.459	8	2:27.809B	38.301	1:02.749	46.759
2	1:51.166	38.347	46.691	26.128	9	6:15.372	5:01.705	47.570	26.097
3	1:49.233	37.904	45.608	25.721	10	1:48.088	37.329	45.224	25.535
4	1:48.008	37.238	45.068	25.702	11	1:48.279	37.454	45.269	25.556
5	1:48.133	37.117	45.247	25.769	<b>11 Valtteri BOTTAS</b> FIN				
6	1:48.541	37.302	45.394	25.845	MOTOPARK ACADEMY				
7	2:00.448B	38.129	45.380	36.939	1	2:17.951	56.647	55.413	25.891
8	12:46.623	...	47.391	25.931	2	1:48.277	37.595	45.196	25.486
9	1:48.013	37.370	45.094	25.549	3	1:47.684	37.458	44.771	25.455
10	1:47.884	37.349	44.955	25.580	4	1:46.566	36.720	44.497	25.349
<b>5 Anton NEBILITSKYI</b> RUS					5	1:52.825B	36.704	45.063	31.058
SG DRIVERS PROJECT					6	4:06.514	2:51.757	49.073	25.684
1	2:21.091	1:03.624	50.501	26.966	7	1:50.393	39.200	45.412	25.781
2	1:50.505	38.281	46.157	26.067	8	1:46.926	36.774	44.609	25.543
3	1:48.881	37.564	45.377	25.940	9	2:07.631B	37.052	46.254	44.325
4	1:48.277	37.225	45.222	25.830	10	6:46.114	5:29.197	51.345	25.572
5	1:50.960	37.589	47.321	26.050	11	1:45.734	36.482	44.137	25.115
6	1:57.237B	37.222	45.007	35.008	12	1:45.554	36.253	44.134	25.167
7	7:50.576B	6:11.101	56.715	42.760	13	1:46.348	36.623	44.298	25.427
8	6:15.935	5:01.516	47.127	27.292	<b>15 Nelson LUKES</b> FRA				
9	1:47.499	37.110	44.882	25.507	SG FORMULA				
10	1:55.347	36.880	52.320	26.147	1	2:19.796	1:03.241	49.449	27.106
11	1:47.197	36.934	44.670	25.593	2	1:50.802	38.395	46.466	25.941
<b>7 Albert COSTA</b> ESP					3	1:49.025	37.553	45.497	25.975
EPSILON EUSKADI 2					4	1:48.443	37.206	45.257	25.980
1	3:17.732	2:03.287	47.941	26.504	5	1:48.763	37.303	45.660	25.800
2	1:49.719	37.781	45.964	25.974	6	1:56.495B	37.291	45.842	33.362
3	1:48.675	37.351	45.485	25.839	7	8:00.925B	6:30.093	49.785	41.047
4	1:48.082	36.928	45.373	25.781	8	6:06.136	4:52.712	47.256	26.168
5	1:48.225	37.038	45.302	25.885	9	1:48.901	37.625	45.437	25.839
6	1:48.364	36.938	45.513	25.913	10	1:47.822	37.080	45.056	25.686
					11	1:47.549	36.853	44.983	25.713



Computerised results and timing service

**ROUND 2: SILVERSTONE**  
**EUROCUP FORMULA RENAULT 2.0**  
**COLLECTIVE TEST 3 GROUP 2**  
**Chronological Analysis of Performances**

**B** Crossing the finish line in pit lane  
**S1** Time from finish line to 1st intermediate  
**S2** Time from 1st intermediate to 2nd intermediate  
**S3** Time from 2nd intermediate to finish line  
**FY** Full Yellow Flag

Lap	Lap Time	S1	S2	S3	Lap	Lap Time	S1	S2	S3
<b>17 Sergio CAMPANA</b> ITA PREMA POWERTEAM					3	1:50.173	38.149	45.901	26.123
1	2:36.800	1:20.394	49.269	27.137	4	1:49.508	37.436	45.776	26.296
2	1:51.462	38.985	46.388	26.089	5	1:49.215	37.436	45.727	26.052
3	1:48.882	37.602	45.426	25.854	6	1:52.132	39.538	46.584	26.010
4	1:48.374	37.599	45.136	25.639	7	1:48.959	37.533	45.414	26.012
5	1:48.292	37.508	45.056	25.728	8	1:55.469B	37.736	45.714	32.019
6	2:11.383B	44.375	48.214	38.794	9	10:55.178	9:37.827	50.547	26.804
7	7:16.550B	5:45.892	48.017	42.641	10	1:49.413	37.734	45.697	25.982
8	6:54.958	5:39.413	47.680	27.865	11	1:48.419	37.243	45.162	26.014
9	1:48.604	37.679	45.308	25.617	12	1:48.857	37.528	45.239	26.090
10	1:48.391	37.251	45.283	25.857					
11	1:48.397	37.502	45.093	25.802					
<b>19 Adam KOUT</b> CZE KRENEK MOTORSPORT									
1	2:28.287	1:11.503	49.663	27.121					
2	1:51.151	38.448	46.558	26.145					
3	1:49.157	37.474	45.907	25.776					
4	1:50.013	38.475	45.815	25.723					
5	1:48.483	37.247	45.576	25.660					
6	1:48.363	37.215	45.276	25.872					
7	1:48.944	37.390	45.477	26.077					
8	2:00.458B	37.783	46.257	36.418					
9	10:09.411	8:54.738	48.260	26.413					
10	1:49.208	37.699	45.537	25.972					
11	1:48.549	37.442	45.463	25.644					
12	1:47.981	36.934	45.261	25.786					
<b>21 Nathanaël BERTHON</b> FRA BOUTSEN ENERGY RACING									
1	3:33.657	2:19.812	47.483	26.362					
2	1:49.845	38.269	45.685	25.891					
3	1:48.996	37.691	45.570	25.735					
4	1:52.058	38.573	47.308	26.177					
5	1:49.116	37.638	45.590	25.888					
6	1:48.869	37.538	45.506	25.825					
7	1:49.290	37.677	45.549	26.064					
8	1:59.741B	37.758	45.567	36.416					
9	4:24.592B	2:37.185	1:00.051	47.356					
10	5:42.625	4:30.399	46.326	25.900					
11	1:48.108	37.412	45.171	25.525					
12	1:47.708	37.152	45.133	25.423					
<b>23 Juan Pablo GARCÍA</b> MEX TEAM MOTOPARK									
1	2:22.286	1:01.146	53.627	27.513					
2	1:51.625	38.392	47.106	26.127					
<b>25 Cesar RAMOS</b> BRA BVM MINARDI TEAM					3	1:50.173	38.149	45.901	26.123
					4	1:49.508	37.436	45.776	26.296
					5	1:49.215	37.436	45.727	26.052
					6	1:52.132	39.538	46.584	26.010
					7	1:48.959	37.533	45.414	26.012
					8	1:55.469B	37.736	45.714	32.019
					9	10:55.178	9:37.827	50.547	26.804
					10	1:49.413	37.734	45.697	25.982
					11	1:48.419	37.243	45.162	26.014
					12	1:48.857	37.528	45.239	26.090
<b>27 Michele FACCIN</b> ITA JENZER MOTORSPORT					1	2:27.600	1:09.197	51.104	27.299
					2	1:53.535	40.100	47.296	26.139
					3	1:51.542	39.270	46.281	25.991
					4	1:48.359	37.630	45.209	25.520
					5	1:48.425	37.527	45.168	25.730
					6	1:47.678	37.135	45.061	25.482
					7	1:55.940B	37.457	46.024	32.459
					8	4:35.751	3:14.758	50.871	30.122
					9	2:26.338B	37.310	1:03.913	45.115
					10	5:21.008	4:10.091	45.425	25.492
					11	1:55.708B	36.959	44.967	33.782
<b>29 Siso CUNILL</b> ESP JENZER MOTORSPORT					1	2:39.152	1:21.056	51.010	27.086
					2	1:52.539	38.827	47.440	26.272
					3	1:49.701	38.087	45.731	25.883
					4	1:48.283	37.297	45.301	25.685
					5	1:48.067	37.193	45.069	25.805
					6	1:59.008B	38.608	45.183	35.217
					7	5:16.082	4:01.395	47.932	26.755
					8	2:03.276B	37.788	46.004	39.484
					9	6:42.341	5:30.116	45.722	26.503
					10	1:48.149	37.760	44.831	25.558
					11	1:46.998	36.905	44.795	25.298
					12	1:47.344	37.129	44.823	25.392



Computerised results and timing service

**ROUND 2: SILVERSTONE**  
**EURO CUP FORMULA RENAULT 2.0**  
**COLLECTIVE TEST 3 GROUP 2**  
**Chronological Analysis of Performances**

					<b>B</b> Crossing the finish line in pit lane		<b>S2</b> Time from 1st intermediate to 2nd intermediate			
					<b>S1</b> Time from finish line to 1st intermedia		<b>S3</b> Time from 2nd intermediate to finish line		<b>FY</b> Full Yellow Flag	
Lap	Lap Time	S1	S2	S3	Lap	Lap Time	S1	S2	S3	
<b>31 Himar ACOSTA</b> ESP										
IQUIK										
8	7:12.388 <b>B</b>	4:51.315	1:22.194	58.879	1	4:03.110	2:36.920	56.486	29.704	
9	5:10.252	3:51.306	52.508	26.438	2	2:08.806	41.714	58.400	28.692	
10	1:48.079	37.314	45.151	25.614	3	2:00.434	40.039	53.589	26.806	
11	1:47.518	36.997	45.123	25.398	4	1:53.298	38.427	48.318	26.553	
12	1:47.126	36.684	44.920	25.522	5	2:07.246 <b>B</b>	38.164	50.310	38.772	
1	3:19.783	2:04.605	48.627	26.551	6	4:47.145	3:33.484	47.179	26.482	
2	1:50.951	38.604	46.110	26.237	7	1:49.663	37.917	45.730	26.016	
3	1:48.924	37.694	45.472	25.758	8	2:59.703 <b>B</b>	53.782	1:17.320	48.601	
4	2:04.182 <b>B</b>	37.656	53.856	32.670	9	5:21.864	4:07.710	47.108	27.046	
5	5:47.726 <b>B</b>	4:28.468	47.339	31.919	10	1:49.611	37.897	45.784	25.930	
6	6:55.609 <b>B</b>	4:51.012	1:16.111	48.486	11	1:51.653	39.436	45.816	26.401	
7	4:41.585	3:29.974	46.036	25.575						
8	1:47.300	37.054	44.955	25.291	<b>41 Dean SMITH</b> GBR					
9	1:46.894	36.918	44.734	25.242	FORTEC MOTORSPORT					
					1	2:51.785	1:37.231	48.367	26.187	
					2	1:48.859	37.705	45.508	25.646	
					3	1:47.305	36.814	45.050	25.441	
					4	1:47.174	36.802	44.869	25.503	
					5	1:47.354	36.840	44.920	25.594	
					6	1:56.945 <b>B</b>	36.936	45.185	34.824	
					7	5:36.194	4:18.269	50.742	27.183	
					8	2:18.216 <b>B</b>	38.395	54.644	45.177	
					9	6:27.520	5:16.534	45.542	25.444	
					10	1:47.109	37.003	44.682	25.424	
					11	1:49.849	36.581	47.634	25.634	
					12	1:46.750	36.580	44.739	25.431	
<b>35 Stephane RICHELMI</b> MON										
EPSILON SPORT										
1	2:58.037	1:40.790	49.804	27.443						
2	1:50.237	38.446	45.740	26.051						
3	1:48.887	37.602	45.379	25.906						
4	1:48.600	37.470	45.257	25.873						
5	1:48.290	37.325	45.142	25.823						
6	2:00.952 <b>B</b>	39.974	45.674	35.304						
7	7:40.614 <b>B</b>	5:58.626	55.490	46.498						
8	6:27.246	5:14.399	46.734	26.113						
9	1:48.316	37.629	45.124	25.563						
10	1:47.705	37.068	44.913	25.724						
11	1:47.397	37.082	44.810	25.505						
<b>37 Miki MONRAS</b> ESP										
HITECH JUNIOR TEAM										
1	4:16.288	2:57.360	51.923	27.005						
2	1:50.923	38.799	45.924	26.200						
3	1:49.164	37.700	45.643	25.821						
4	1:48.488	37.274	45.433	25.781						
5	1:48.551	37.296	45.374	25.881						
6	1:48.604	37.227	45.404	25.973						
7	1:54.243	39.675	48.553	26.015						
8	1:48.796	37.498	45.377	25.921						
9	1:59.859 <b>B</b>	39.284	47.353	33.222						
10	7:42.524	6:30.289	46.222	26.013						
11	1:49.314	37.498	45.660	26.156						
12	1:48.935	37.400	45.725	25.810						
					<b>43 Gabriel DIAS</b> BRA					
					FORTEC COMPETITION					
					1	2:53.277	1:34.940	51.538	26.799	
					2	1:50.911	38.262	46.720	25.929	
					3	1:48.410	37.470	45.177	25.763	
					4	1:48.213	37.285	45.202	25.726	
					5	1:47.898	37.013	45.151	25.734	
					6	1:59.249 <b>B</b>	37.355	46.366	35.528	
					7	4:55.221	3:36.521	52.868	25.832	
					<b>45 Nicolas MARROC</b> FRA					
					TCS RACING					
					1	3:23.435	2:09.199	47.791	26.445	
					2	1:51.114	38.583	46.182	26.349	
					3	1:50.465	38.257	46.169	26.039	
					4	1:50.414	37.874	46.554	25.986	
					5	1:49.195	37.823	45.539	25.833	
					6	1:49.027	37.618	45.449	25.960	
					7	5:51.539	37.606	46.192	4:27.741	
					8	2:24.799 <b>B</b>	41.836	54.499	48.464	
					9	5:50.930	4:37.699	45.948	27.283	
					10	1:47.766	37.226	45.013	25.527	
					<b>39 Juan JACOBO</b> COL					
					HITECH JUNIOR RACING					



Computerised results and timing service

**ROUND 2: SILVERSTONE**  
**EUROCUP FORMULA RENAULT 2.0**  
**COLLECTIVE TEST 3 GROUP 2**  
**Chronological Analysis of Performances**

**B** Crossing the finish line in pit lane      **S2** Time from 1st intermediate to 2nd intermediate  
**S1** Time from finish line to 1st intermedia      **S3** Time from 2nd intermediate to finish line      **FY** Full Yellow Flag

Lap	Lap Time	S1	S2	S3	Lap	Lap Time	S1	S2	S3
11	1:47.914	37.076	45.326	25.512					



Computerised results and timing service

**ROUND 2: SILVERSTONE**  
**EURO CUP FORMULA RENAULT 2.0**  
**COLLECTIVE TEST 4 GROUP 1**  
**Classification**

Driver	Nation	ASN	Team	Time	Lap	Total	Gap	Kph
1 34 <b>Mathieu ARZENO</b>	FRA	FRA	EPSILON SPORT	<b>1:45.972</b>	11	11	-	<b>174.6</b>
2 12 <b>Daniel RICCIARDO</b>	AUS	AUS	SG FORMULA	<b>1:45.987</b>	9	10	+0.015	<b>174.6</b>
3 8 <b>Roberto MERHI</b>	ESP	ESP	EPSILON EUSKADI 2	<b>1:46.251</b>	9	9	+0.279	<b>174.2</b>
4 6 <b>Jean Eric VERGNE</b>	FRA	FRA	SG DRIVERS PROJECT	<b>1:46.759</b>	10	10	+0.787	<b>173.3</b>
5 14 <b>Andrea CALDARELLI</b>	ITA	ITA	SG FORMULA	<b>1:46.764</b>	9	10	+0.792	<b>173.3</b>
6 28 <b>Pal VARHAUG</b>	NOR	NOR	JENZER MOTORSPORT	<b>1:46.883</b>	12	12	+0.911	<b>173.1</b>
7 10 <b>Tobias HEGEWALD</b>	GER	GER	MOTOPARK ACADEMY	<b>1:47.117</b>	11	11	+1.145	<b>172.7</b>
8 22 <b>Kuba GIERMAZIAK</b>	POL	POL	TEAM MOTOPARK	<b>1:47.164</b>	4	12	+1.192	<b>172.7</b>
9 4 <b>Ramez AZZAM</b>	CAN	DUB	SG DRIVERS PROJECT	<b>1:47.210</b>	11	12	+1.238	<b>172.6</b>
10 78 <b>Benajmin LARICHE</b>	FRA	FRA	POLE SERVICES	<b>1:47.461</b>	11	11	+1.489	<b>172.2</b>
11 2 <b>Pablo MONTILLA</b>	ESP	ESP	EPSILON EUSKADI 1	<b>1:47.580</b>	6	12	+1.608	<b>172.0</b>
12 26 <b>Adrian QUAIFFE-HOBBS</b>	GBR	GBR	BVM MINARDI TEAM	<b>1:47.592</b>	7	10	+1.620	<b>172.0</b>
13 18 <b>Patrick REITERER</b>	ITA	ITA	PREMA POWERTEAM	<b>1:47.642</b>	13	13	+1.670	<b>171.9</b>
14 44 <b>Alex MORGAN</b>	GBR	GBR	FORTEC COMPETITION	<b>1:47.684</b>	10	10	+1.712	<b>171.8</b>
15 24 <b>Daniel ZAMPIERI</b>	ITA	ITA	BVM MINARDI TEAM	<b>1:47.850</b>	11	11	+1.878	<b>171.6</b>
16 38 <b>Luciano BACHETA</b>	GBR	GBR	HITECH JUNIOR RACING	<b>1:47.984</b>	7	8	+2.012	<b>171.4</b>
17 32 <b>Marcelo CONCHADO</b>	ESP	ESP	AMITER GALUPPO SPORT	<b>1:48.190</b>	10	10	+2.218	<b>171.0</b>
18 36 <b>Richard SINGLETON</b>	GBR	GBR	HITECH JUNIOR TEAM	<b>1:48.245</b>	2	7	+2.273	<b>170.9</b>
19 42 <b>Daniel MCKENZIE</b>	GBR	GBR	FORTEC MOTORSPORT	<b>1:48.266</b>	6	14	+2.294	<b>170.9</b>
20 40 <b>Dino BUTORAC</b>	CRO	CRO	RB RACING TEAM	<b>1:49.746</b>	5	8	+3.774	<b>168.6</b>
21 30 <b>Miguel OTEGUI</b>	ESP	ESP	IQUICK					

<b>Fastest Lap</b>	Lap 11	Mathieu ARZENO	<b>1:45.972</b>	174.6 Kph
<b>Circuit Record Lap</b>		NEW TRACK		Kph
<b>Circuit Best Lap</b>	06/06/2008	Valtteri BOTTAS	<b>1:45.554</b>	175.3 Kph

The results are provisional until the end of the limit for protest and appeals

The limit for protest expires 30' at the latest after publication of the results - Time: .....

<b>Stewards:</b>	<b>Timekeeper:</b>
------------------	--------------------





Computerised results and timing service

**ROUND 2: SILVERSTONE**  
**EUROCUP FORMULA RENAULT 2.0**  
**COLLECTIVE TEST 4 GROUP 1**  
**Best Partial Times**

IT Ideal Lap Time, sum of the best partial times

BT Best Lap Time

		S1		S2		S3				IT		BT	
Pos	Driver	Time	Driver	Time	Driver	Time	Pos	Driver					
1	34 M.ARZENO	36.355	12 D.RICCIARDO	44.302	12 D.RICCIARDO	25.068	1	D.RICCIARDO	1'45.917	1:45.987	(2)		
2	8 R.MERHI	36.486	34 M.ARZENO	44.444	8 R.MERHI	25.122	2	M.ARZENO	1'45.951	1:45.972	(1)		
3	12 D.RICCIARDO	36.547	8 R.MERHI	44.605	14 A.CALDARELLI	25.137	3	R.MERHI	1'46.213	1:46.251	(3)		
4	6 J.VERGNE	36.682	14 A.CALDARELLI	44.678	34 M.ARZENO	25.152	4	J.VERGNE	1'46.740	1:46.759	(4)		
5	28 P.VARHAUG	36.719	22 K.GIERMAZIAK	44.693	6 J.VERGNE	25.263	5	A.CALDARELLI	1'46.764	1:46.764	(5)		
6	10 T.HEGEWALD	36.757	10 T.HEGEWALD	44.717	78 B.LARICHE	25.313	6	P.VARHAUG	1'46.883	1:46.883	(6)		
7	4 R.AZZAM	36.847	6 J.VERGNE	44.795	28 P.VARHAUG	25.342	7	K.GIERMAZIAK	1'46.925	1:47.164	(8)		
8	22 K.GIERMAZIAK	36.860	28 P.VARHAUG	44.822	22 K.GIERMAZIAK	25.372	8	T.HEGEWALD	1'47.004	1:47.117	(7)		
9	78 B.LARICHE	36.878	2 P.MONTILLA	44.829	24 D.ZAMPIERI	25.389	9	R.AZZAM	1'47.193	1:47.210	(9)		
10	26 A.QUAIFE-HOBBS	36.901	4 R.AZZAM	44.843	44 A.MORGAN	25.457	10	B.LARICHE	1'47.271	1:47.461	(10)		
11	44 A.MORGAN	36.948	18 P.REITERER	44.923	26 A.QUAIFE-HOBBS	25.491	11	A.QUAIFE-HOBBS	1'47.461	1:47.592	(12)		
12	14 A.CALDARELLI	36.949	38 L.BACHETA	45.017	32 M.CONCHADO	25.491	12	A.MORGAN	1'47.492	1:47.684	(14)		
13	18 P.REITERER	36.951	26 A.QUAIFE-HOBBS	45.069	4 R.AZZAM	25.503	13	P.REITERER	1'47.515	1:47.642	(13)		
14	2 P.MONTILLA	37.025	78 B.LARICHE	45.080	10 T.HEGEWALD	25.530	14	P.MONTILLA	1'47.580	1:47.580	(11)		
15	24 D.ZAMPIERI	37.100	44 A.MORGAN	45.087	38 L.BACHETA	25.552	15	R.SINGLETON	1'47.847	1:48.245	(18)		
16	36 R.SINGLETON	37.132	36 R.SINGLETON	45.120	36 R.SINGLETON	25.595	16	D.ZAMPIERI	1'47.850	1:47.850	(15)		
17	42 D.MCKENZIE	37.181	42 D.MCKENZIE	45.279	18 P.REITERER	25.641	17	L.BACHETA	1'47.902	1:47.984	(16)		
18	38 L.BACHETA	37.333	32 M.CONCHADO	45.356	42 D.MCKENZIE	25.718	18	D.MCKENZIE	1'48.178	1:48.266	(19)		
19	32 M.CONCHADO	37.343	24 D.ZAMPIERI	45.361	2 P.MONTILLA	25.726	19	M.CONCHADO	1'48.190	1:48.190	(17)		
20	40 D.BUTORAC	37.806	40 D.BUTORAC	45.875	40 D.BUTORAC	26.058	20	D.BUTORAC	1'49.739	1:49.746	(20)		



Computerised results and timing service

**ROUND 2: SILVERSTONE**  
**EUROCUP FORMULA RENAULT 2.0**  
**COLLECTIVE TEST 4 GROUP 1**  
**Fastest Laps Sequence**

Practice Time	Driver	Nation	Time	Kph	Driver's Lap
<b>3:50.939</b>	22 <b>Kuba GIERMAZIAK</b>	POL	<b>1:47.346</b>	172.4	2
<b>6:24.123</b>	8 <b>Roberto MERHI</b>	ESP	<b>1:47.073</b>	172.8	2
<b>9:58.184</b>	8 <b>Roberto MERHI</b>	ESP	<b>1:46.567</b>	173.6	4
<b>28:39.656</b>	12 <b>Daniel RICCIARDO</b>	AUS	<b>1:45.987</b>	174.6	9
<b>30:59.849</b>	34 <b>Mathieu ARZENO</b>	FRA	<b>1:45.972</b>	174.6	11



Computerised results and timing service

**ROUND 2: SILVERSTONE**  
**EUROCUP FORMULA RENAULT 2.0**  
**COLLECTIVE TEST 4 GROUP 1**  
**Chronological Analysis of Performances**

**B** Crossing the finish line in pit lane  
**S1** Time from finish line to 1st intermediate  
**S2** Time from 1st intermediate to 2nd intermediate  
**S3** Time from 2nd intermediate to finish line  
**FY** Full Yellow Flag

Lap	Lap Time	S1	S2	S3	Lap	Lap Time	S1	S2	S3
<b>2 Pablo MONTILLA</b> ESP					<b>4</b> 1:46.567 36.486 44.787 25.294				
EPSILON EUSKADI 1					5 1:46.709 36.599 44.663 25.447				
1	2:27.855	1:11.113	50.115	26.627	6	1:58.093B	36.914	44.699	36.480
2	1:52.998	39.303	47.090	26.605	7	14:01.493	...	46.158	25.459
3	1:52.361	40.558	45.822	25.981	8	1:46.859	36.998	44.605	25.256
4	1:55.385B	38.048	45.307	32.030	9	1:46.251	36.508	44.621	25.122
5	5:18.145	4:07.129	45.180	25.836	<b>10 Tobias HEGEWALD</b> GER				
6	1:47.580	37.025	44.829	25.726	MOTOPARK ACADEMY				
7	1:49.748	37.655	45.943	26.150	1	2:21.302	1:03.466	47.658	30.178
8	1:48.257	37.040	45.319	25.898	2	1:51.400	37.540	45.843	28.017
9	2:07.320B	37.118	51.106	39.096	3	1:48.399	37.287	45.253	25.859
10	6:37.994	5:26.608	45.605	25.781	4	1:48.014	37.076	45.078	25.860
11	1:49.551	38.012	45.624	25.915	5	1:55.137	39.298	48.830	27.009
12	1:48.472	37.214	45.488	25.770	6	2:12.196B	45.061	52.561	34.574
<b>4 Ramez AZZAM</b> CAN					7 7:01.875 5:39.571 53.067 29.237				
SG DRIVERS PROJECT					8 2:16.630B 37.050 1:00.299 39.281				
1	2:32.917	1:18.854	48.069	25.994	9	5:49.705	4:34.972	47.697	27.036
2	1:49.486	38.148	45.523	25.815	10	1:47.642	37.072	45.040	25.530
3	1:48.442	37.317	45.359	25.766	11	1:47.117	36.757	44.717	25.643
4	1:48.244	37.306	45.241	25.697	<b>12 Daniel RICCIARDO</b> AUS				
5	1:49.810	37.184	45.285	27.341	SG FORMULA				
6	1:49.287	37.937	45.455	25.895	1	2:16.839	52.658	55.575	28.606
7	1:58.301B	38.244	47.076	32.981	2	1:48.312	37.541	45.296	25.475
8	5:34.831	4:21.706	47.446	25.679	3	1:47.702	37.329	44.844	25.529
9	2:32.394B	37.266	1:08.934	46.194	4	1:47.260	36.936	44.784	25.540
10	5:02.383	3:50.732	46.045	25.606	5	1:50.329	37.389	46.764	26.176
11	1:47.210	36.853	44.843	25.514	6	1:47.392	37.154	44.837	25.401
12	1:47.490	36.847	45.140	25.503	7	1:52.319B	37.630	44.956	29.733
<b>6 Jean Eric VERGNE</b> FRA					8 13:43.516 ... 46.824 25.511				
SG DRIVERS PROJECT					9 1:45.987 36.617 44.302 25.068				
1	2:08.464	51.369	50.931	26.164	10	1:46.227	36.547	44.503	25.177
2	1:49.235	37.485	45.721	26.029	<b>14 Andrea CALDARELLI</b> ITA				
3	1:49.864	38.373	45.586	25.905	SG FORMULA				
4	1:48.848	37.428	45.488	25.932	1	2:51.563	1:18.020	1:07.649	25.894
5	1:55.865	37.948	51.157	26.760	2	1:55.971	40.916	49.577	25.478
6	1:58.954B	37.776	47.066	34.112	3	1:47.604	37.020	45.222	25.362
7	10:39.651B	8:45.489	1:09.610	44.552	4	1:47.523	37.071	45.051	25.401
8	4:44.078	3:32.039	46.670	25.369	5	1:47.934	37.093	45.238	25.603
9	1:46.865	36.805	44.795	25.265	6	1:47.424	36.971	44.954	25.499
10	1:46.759	36.682	44.814	25.263	7	1:52.976B	37.193	44.930	30.853
<b>8 Roberto MERHI</b> ESP					8 12:54.415 ... 45.780 25.399				
EPSILON EUSKADI 2					9 1:46.764 36.949 44.678 25.137				
1	4:37.050	3:25.338	45.951	25.761	10	2:01.125	39.533	56.101	25.491
2	1:47.073	36.994	44.701	25.378	<b>18 Patrick REITERER</b> ITA				
3	1:47.494	37.426	44.718	25.350	PREMA POWERTEAM				



Computerised results and timing service

ROUND 2: SILVERSTONE  
EUROCUP FORMULA RENAULT 2.0  
COLLECTIVE TEST 4 GROUP 1  
Chronological Analysis of Performances

					B Crossing the finish line in pit lane		S2 Time from 1st intermediate to 2nd intermediate		
					S1 Time from finish line to 1st intermediate		S3 Time from 2nd intermediate to finish line		
					FY Full Yellow Flag				
Lap	Lap Time	S1	S2	S3	Lap	Lap Time	S1	S2	S3
<b>22 Kuba GIERMAZIAK</b> POL					TEAM MOTOPARK				
1	2:03.593	51.916	46.071	25.606	5	1:56.673	39.243	50.690	26.740
2	1:47.346	37.126	44.848	25.372	6	1:47.777	37.049	45.235	25.493
3	1:47.376	36.971	44.928	25.477	7	1:47.592	37.000	45.069	25.523
4	1:47.164	36.860	44.869	25.435	8	2:07.292B	42.385	49.189	35.718
5	1:47.259	36.927	44.903	25.429	9	8:40.754	7:26.169	47.517	27.068
6	1:47.865	37.115	44.979	25.771	10	2:23.765B	47.453	57.681	38.631
7	1:54.013B	38.264	44.967	30.782					
8	6:49.936	5:36.784	46.303	26.849					
9	2:49.356B	55.609	1:08.791	44.956					
10	4:28.771	3:15.728	45.258	27.785					
11	1:47.202	37.069	44.693	25.440					
12	1:47.287	37.092	44.696	25.499					
<b>28 Pal VARHAUG</b> NOR					JENZER MOTORSPORT				
1	2:14.388	56.395	49.657	28.336	1	2:14.388	56.395	49.657	28.336
2	1:48.809	37.806	45.299	25.704	2	1:48.809	37.806	45.299	25.704
3	1:48.201	37.477	45.099	25.625	3	1:48.201	37.477	45.099	25.625
4	1:47.816	37.171	45.021	25.624	4	1:47.816	37.171	45.021	25.624
5	1:47.765	37.132	44.996	25.637	5	1:47.765	37.132	44.996	25.637
6	1:48.023	37.106	45.204	25.713	6	1:48.023	37.106	45.204	25.713
7	1:53.664B	37.018	45.237	31.409	7	1:53.664B	37.018	45.237	31.409
8	6:19.775	5:04.766	49.045	25.964	8	6:19.775	5:04.766	49.045	25.964
9	2:50.507B	50.606	1:11.475	48.426	9	2:50.507B	50.606	1:11.475	48.426
10	4:51.934	3:34.621	49.125	28.188	10	4:51.934	3:34.621	49.125	28.188
11	1:48.638	37.769	45.402	25.467	11	1:48.638	37.769	45.402	25.467
12	1:46.883	36.719	44.822	25.342	12	1:46.883	36.719	44.822	25.342
<b>32 Marcelo CONCHADO</b> ESP					AMITER GALUPPO SPORT				
1	3:16.237	2:01.084	48.343	26.810	1	3:16.237	2:01.084	48.343	26.810
2	1:50.821	38.316	46.307	26.198	2	1:50.821	38.316	46.307	26.198
3	1:49.968	38.123	46.010	25.835	3	1:49.968	38.123	46.010	25.835
4	1:49.623	37.850	45.975	25.798	4	1:49.623	37.850	45.975	25.798
5	1:49.458	37.583	45.828	26.047	5	1:49.458	37.583	45.828	26.047
6	2:00.008B	39.272	48.572	32.164	6	2:00.008B	39.272	48.572	32.164
7	7:59.793B				7	7:59.793B			
8	6:44.629	5:32.267	46.526	25.836	8	6:44.629	5:32.267	46.526	25.836
9	1:48.453	37.487	45.380	25.586	9	1:48.453	37.487	45.380	25.586
10	1:48.190	37.343	45.356	25.491	10	1:48.190	37.343	45.356	25.491
<b>34 Mathieu ARZENO</b> FRA					EPSILON SPORT				
1	2:19.089	1:01.031	48.977	29.081	1	2:19.089	1:01.031	48.977	29.081
2	1:49.100	37.838	45.271	25.991	2	1:49.100	37.838	45.271	25.991
3	1:47.745	37.244	44.872	25.629	3	1:47.745	37.244	44.872	25.629
4	1:55.420B	37.148	45.232	33.040	4	1:55.420B	37.148	45.232	33.040
5	4:37.488	3:26.007	45.679	25.802	5	4:37.488	3:26.007	45.679	25.802
6	1:47.636	36.947	45.065	25.624	6	1:47.636	36.947	45.065	25.624
7	1:55.318B	36.987	46.051	32.280	7	1:55.318B	36.987	46.051	32.280
8	4:44.997B	3:13.056	54.489	37.452	8	4:44.997B	3:13.056	54.489	37.452
9	6:30.599	5:14.629	50.200	25.770	9	6:30.599	5:14.629	50.200	25.770
10	1:46.485	36.715	44.618	25.152	10	1:46.485	36.715	44.618	25.152
11	1:45.972	36.355	44.444	25.173	11	1:45.972	36.355	44.444	25.173
<b>26 Adrian QUAIFE-HOBBS</b> GBR					BVM MINARDI TEAM				
1	2:52.442B	1:03.272	1:06.537	42.633	1	2:52.442B	1:03.272	1:06.537	42.633
2	4:16.691	3:04.617	46.288	25.786	2	4:16.691	3:04.617	46.288	25.786
3	1:48.395	37.545	45.359	25.491	3	1:48.395	37.545	45.359	25.491
4	1:47.611	36.901	45.199	25.511	4	1:47.611	36.901	45.199	25.511

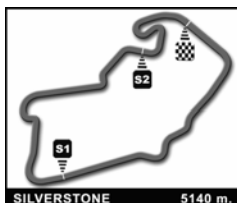


Computerised results and timing service

**ROUND 2: SILVERSTONE**  
**EUROCUP FORMULA RENAULT 2.0**  
**COLLECTIVE TEST 4 GROUP 1**  
**Chronological Analysis of Performances**

**B** Crossing the finish line in pit lane  
**S1** Time from finish line to 1st intermedia  
**S2** Time from 1st intermediate to 2nd intermediate  
**S3** Time from 2nd intermediate to finish line  
**FY** Full Yellow Flag

Lap	Lap Time	S1	S2	S3	Lap	Lap Time	S1	S2	S3
<b>36</b> <b>Richard SINGLETON</b> GBR HITECH JUNIOR TEAM					<b>44</b> <b>Alex MORGAN</b> GBR FORTEC COMPETITION				
1	7:28.534	6:12.953	49.634	25.947	1	2:19.476	1:03.775	47.786	27.915
2	1:48.245	37.338	45.129	25.778	2	1:49.338	37.863	45.638	25.837
3	1:48.303	37.442	45.120	25.741	3	1:47.979	37.269	45.087	25.623
4	1:48.373	37.132	45.406	25.835	4	1:48.139	37.120	45.194	25.825
5	1:58.233B	37.421	45.432	35.380	5	1:47.933	37.059	45.139	25.735
6	13:21.915	...	57.148	28.362	6	1:56.606B	37.507	45.886	33.213
7	1:55.112	42.786	46.731	25.595	7	9:00.726B	7:26.610	51.276	42.840
					8	6:58.837	5:44.740	47.379	26.718
					9	1:47.877	36.948	45.166	25.763
					10	1:47.684	36.999	45.228	25.457
<b>38</b> <b>Luciano BACHETA</b> GBR HITECH JUNIOR RACING					<b>78</b> <b>Benjamin LARICHE</b> FRA POLE SERVICES				
1	4:32.523	3:19.568	46.670	26.285	1	2:22.400	1:06.581	49.099	26.720
2	1:50.799	38.769	45.888	26.142	2	1:56.507	40.755	47.221	28.531
3	1:50.796	38.704	46.132	25.960	3	1:48.822	37.318	45.530	25.974
4	1:50.138	37.996	46.072	26.070	4	1:53.064	38.945	48.056	26.063
5	1:58.805B	38.123	46.141	34.541	5	1:49.121	37.459	45.680	25.982
6	14:44.834	...	45.592	25.706	6	1:49.177	37.495	45.487	26.195
7	1:47.984	37.411	45.017	25.556	7	1:55.415B	37.812	45.645	31.958
8	1:48.032	37.333	45.147	25.552	8	7:50.860B	6:12.128	54.431	44.301
					9	5:51.713	4:38.712	45.643	27.358
					10	1:48.142	37.482	45.080	25.580
					11	1:47.461	36.878	45.270	25.313
<b>40</b> <b>Dino BUTORAC</b> CRO RB RACING TEAM									
1	2:21.827	1:05.022	49.454	27.351					
2	1:52.869	38.861	46.587	27.421					
3	1:51.111	38.412	46.346	26.353					
4	1:50.497	37.994	46.445	26.058					
5	1:49.746	37.806	45.875	26.065					
6	2:05.308B	38.490	46.149	40.669					
7	3:50.081	2:35.044	48.855	26.182					
8	1:50.768	38.296	46.033	26.439					
<b>42</b> <b>Daniel MCKENZIE</b> GBR FORTEC MOTORSPORT									
1	2:22.839	1:08.840	47.437	26.562					
2	1:51.270	38.882	45.705	26.683					
3	1:48.553	37.435	45.362	25.756					
4	1:48.526	37.302	45.307	25.917					
5	1:48.663	37.448	45.450	25.765					
6	1:48.266	37.262	45.286	25.718					
7	1:48.544	37.181	45.451	25.912					
8	1:48.707	37.506	45.279	25.922					
9	1:48.944	37.251	45.494	26.199					
10	1:48.967	37.853	45.321	25.793					
11	2:02.994B	37.282	48.540	37.172					
12	6:45.182	5:33.488	45.896	25.798					
13	1:49.068	37.729	45.454	25.885					
14	1:48.667	37.472	45.456	25.739					



Computerised results and timing service

**ROUND 2: SILVERSTONE**  
**EURO CUP FORMULA RENAULT 2.0**  
**COLLECTIVE TEST 4 GROUP 2**  
**Classification**

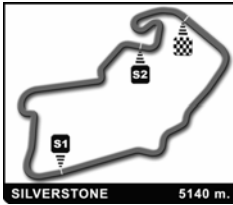
Driver	Nation	ASN	Team	Time	Lap	Total	Gap	Kph
1 11 Valtteri BOTTAS	FIN	FIN	MOTOPARK ACADEMY	<b>1:45.386</b>	12	12	-	<b>175.6</b>
2 35 Stephane RICHELMI	MON	MON	EPSILON SPORT	<b>1:46.512</b>	11	11	+1.126	<b>173.7</b>
3 7 Albert COSTA	ESP	ESP	EPSILON EUSKADI 2	<b>1:46.523</b>	12	12	+1.137	<b>173.7</b>
4 27 Michele FACCIN	ITA	ITA	JENZER MOTORSPORT	<b>1:46.570</b>	12	13	+1.184	<b>173.6</b>
5 25 Cesar RAMOS	BRA	BRA	BVM MINARDI TEAM	<b>1:46.773</b>	5	7	+1.387	<b>173.3</b>
6 43 Gabriel DIAS	BRA	BRA	FORTEC COMPETITION	<b>1:46.926</b>	9	10	+1.540	<b>173.1</b>
7 41 Dean SMITH	GBR	GBR	FORTEC MOTORSPORT	<b>1:47.109</b>	12	13	+1.723	<b>172.8</b>
8 29 Siso CUNILL	ESP	ESP	JENZER MOTORSPORT	<b>1:47.171</b>	10	12	+1.785	<b>172.7</b>
9 5 Anton NEBILITSKYI	RUS	RUS	SG DRIVERS PROJECT	<b>1:47.217</b>	12	12	+1.831	<b>172.6</b>
10 19 Adam KOUT	CZE	CZE	KRENEK MOTORSPORT	<b>1:47.240</b>	12	13	+1.854	<b>172.5</b>
11 3 Richard CAMPOLLO	DOM	DOM	EPSILON EUSKADI 1	<b>1:47.314</b>	11	12	+1.928	<b>172.4</b>
12 15 Nelson LUKES	FRA	FRA	SG FORMULA	<b>1:47.432</b>	13	13	+2.046	<b>172.2</b>
13 17 Sergio CAMPANA	ITA	ITA	PREMA POWERTEAM	<b>1:47.471</b>	14	14	+2.085	<b>172.2</b>
14 1 Jake ROSENZWEIG	USA	USA	EPSILON EUSKADI 1	<b>1:47.592</b>	12	12	+2.206	<b>172.0</b>
15 23 Juan Pablo GARCÍA	MEX	MEX	TEAM MOTOPARK	<b>1:47.738</b>	12	14	+2.352	<b>171.7</b>
16 31 Himar ACOSTA	ESP	ESP	IQUICK	<b>1:47.789</b>	4	12	+2.403	<b>171.7</b>
17 9 Carlos MUÑOZ	COL	ESP	EPSILON EUSKADI 2	<b>1:47.934</b>	10	11	+2.548	<b>171.4</b>
18 39 Juan JACOBO	COL	COL	HITECH JUNIOR RACING	<b>1:48.096</b>	12	12	+2.710	<b>171.2</b>
19 45 Nicolas MARROC	FRA	FRA	TCS RACING	<b>1:48.255</b>	13	13	+2.869	<b>170.9</b>
20 21 Nathanaël BERTHON	FRA	FRA	BOUTSEN ENERGY RACING	<b>1:48.600</b>	8	13	+3.214	<b>170.4</b>
21 37 Miki MONRAS	ESP	ESP	HITECH JUNIOR TEAM	<b>1:49.197</b>	3	6	+3.811	<b>169.5</b>

<b>Fastest Lap</b>	Lap 12	Valtteri BOTTAS	<b>1:45.386</b>	175.6 Kph
<b>Circuit Record Lap</b>		NEW TRACK		Kph
<b>Circuit Best Lap</b>	06/06/2008	Valtteri BOTTAS	<b>1:45.386</b>	175.6 Kph

The results are provisional until the end of the limit for protest and appeals

The limit for protest expires 30' at the latest after publication of the results - Time: .....

<b>Stewards:</b>	<b>Timekeeper:</b>
------------------	--------------------



Computerised results and timing service

**ROUND 2: SILVERSTONE**  
**EUROCUP FORMULA RENAULT 2.0**  
**COLLECTIVE TEST FRIDAY**  
**Classification**

Driver	NAT	Team	Session 1		Session 2		Session 3		Session 4		Gap
			Time	Lap	Time	Lap	Time	Lap	Time	Lap	
1 11		<b>Valteri BOTTAS</b>									
2 34		<b>Mathieu ARZENO</b>									
3 12		<b>Daniel RICCIARDO</b>									
4 8		<b>Roberto MERHI</b>									
5 35		<b>Stephane RICHELMI</b>									
6 7		<b>Albert COSTA</b>									
7 27		<b>Michele FACCIN</b>									
8 41		<b>Dean SMITH</b>									
9 6		<b>Jean Eric VERGNE</b>									
10 14		<b>Andrea CALDARELLI</b>									
11 25		<b>Cesar RAMOS</b>									
12 28		<b>Pal VARHAUG</b>									
13 31		<b>Himar ACOSTA</b>									
14 43		<b>Gabriel DIAS</b>									
15 26		<b>Adrian QUAIFFE-HOBBS</b>									
16 42		<b>Daniel MCKENZIE</b>									
17 10		<b>Tobias HEGEWALD</b>									
18 29		<b>Siso CUNILL</b>									
19 22		<b>Kuba GIERMAZIAK</b>									
20 5		<b>Anton NEBILITSKYI</b>									
21 4		<b>Ramez AZZAM</b>									
22 19		<b>Adam KOUT</b>									
23 3		<b>Richard CAMPOLLO</b>									
24 44		<b>Alex MORGAN</b>									
25 15		<b>Nelson LUKES</b>									
26 78		<b>Benjamin LARICHE</b>									
27 17		<b>Sergio CAMPANA</b>									
28 24		<b>Daniel ZAMPIERI</b>									
29 2		<b>Pablo MONTILLA</b>									
30 1		<b>Jake ROSENZWEIG</b>									
31 18		<b>Patrick REITERER</b>									
32 21		<b>Nathanaël BERTHON</b>									
33 23		<b>Juan Pablo GARCÍA</b>									
34 45		<b>Nicolas MARROC</b>									
35 9		<b>Carlos MUÑOZ</b>									
36 38		<b>Luciano BACHETA</b>									
37 39		<b>Juan JACOBO</b>									
38 32		<b>Marcelo CONCHADO</b>									
39 36		<b>Richard SINGLETON</b>									
40 30		<b>Miguel OTEGUI</b>									
41 37		<b>Miki MONRAS</b>									
42 40		<b>Dino BUTORAC</b>									

The results are provisional until the end of the limit for protest and appeals

The limit for protest expires 30' at the latest after publication of the results - Time: .....

<b>Stewards:</b>	<b>Timekeeper:</b>
------------------	--------------------



Computerised results and timing service

**ROUND 2: SILVERSTONE**  
**EUROCUP FORMULA RENAULT 2.0**  
**COLLECTIVE TEST 4 GROUP 2**  
**Best Partial Times**
**IT** Ideal Lap Time, sum of the best partial times

**BT** Best Lap Time

		<b>S1</b>		<b>S2</b>		<b>S3</b>				<b>IT</b>	<b>BT</b>	
<b>Pos</b>	<b>Driver</b>	<b>Time</b>	<b>Driver</b>	<b>Time</b>	<b>Driver</b>	<b>Time</b>	<b>Pos</b>	<b>Driver</b>				
1	11 V.BOTTAS	36.362	11 V.BOTTAS	43.934	11 V.BOTTAS	25.090	1	V.BOTTAS	1'45.386	1:45.386	(1)	
2	27 M.FACCIN	36.639	35 S.RICHELM	44.405	25 C.RAMOS	25.259	2	M.FACCIN	1'46.462	1:46.570	(4)	
3	7 A.COSTA	36.669	7 A.COSTA	44.496	27 M.FACCIN	25.262	3	S.RICHELM	1'46.512	1:46.512	(2)	
4	35 S.RICHELM	36.750	27 M.FACCIN	44.561	35 S.RICHELM	25.357	4	A.COSTA	1'46.523	1:46.523	(3)	
5	25 C.RAMOS	36.754	43 G.DIAS	44.638	7 A.COSTA	25.358	5	C.RAMOS	1'46.773	1:46.773	(5)	
6	43 G.DIAS	36.762	29 S.CUNILL	44.734	15 N.LUKES	25.368	6	G.DIAS	1'46.828	1:46.926	(6)	
7	19 A.KOUT	36.769	5 .NEBILITSKYI	44.737	41 D.SMITH	25.403	7	S.CUNILL	1'46.972	1:47.171	(8)	
8	29 S.CUNILL	36.776	41 D.SMITH	44.743	1 J.ROSENZWEIG	25.415	8	A.KOUT	1'46.980	1:47.240	(10)	
9	41 D.SMITH	36.847	25 C.RAMOS	44.760	43 G.DIAS	25.428	9	D.SMITH	1'46.993	1:47.109	(7)	
10	15 N.LUKES	36.851	19 A.KOUT	44.769	19 A.KOUT	25.442	10	N.LUKES	1'47.132	1:47.432	(12)	
11	9 C.MUÑOZ	36.936	3 R.CAMPOLLO	44.800	29 S.CUNILL	25.462	11	.NEBILITSKYI	1'47.172	1:47.217	(9)	
12	5 .NEBILITSKYI	36.965	23 J.GARCÍA	44.883	17 S.CAMPANA	25.465	12	R.CAMPOLLO	1'47.285	1:47.314	(11)	
13	3 R.CAMPOLLO	36.987	15 N.LUKES	44.913	5 .NEBILITSKYI	25.470	13	J.ROSENZWEIG	1'47.347	1:47.592	(14)	
14	17 S.CAMPANA	36.993	31 H.ACOSTA	44.926	3 R.CAMPOLLO	25.498	14	S.CAMPANA	1'47.456	1:47.471	(13)	
15	1 J.ROSENZWEIG	36.998	1 J.ROSENZWEIG	44.934	31 H.ACOSTA	25.522	15	J.GARCÍA	1'47.543	1:47.738	(15)	
16	23 J.GARCÍA	37.052	17 S.CAMPANA	44.998	23 J.GARCÍA	25.608	16	H.ACOSTA	1'47.592	1:47.789	(16)	
17	31 H.ACOSTA	37.144	9 C.MUÑOZ	45.046	21 N.BERTHON	25.636	17	C.MUÑOZ	1'47.698	1:47.934	(17)	
18	45 N.MARROC	37.215	39 J.JACOBO	45.076	45 N.MARROC	25.683	18	N.BERTHON	1'48.010	1:48.600	(20)	
19	21 N.BERTHON	37.273	21 N.BERTHON	45.101	9 C.MUÑOZ	25.716	19	N.MARROC	1'48.049	1:48.255	(19)	
20	39 J.JACOBO	37.281	45 N.MARROC	45.151	39 J.JACOBO	25.739	20	J.JACOBO	1'48.096	1:48.096	(18)	
21	37 M.MONRAS	37.480	37 M.MONRAS	45.767	37 M.MONRAS	25.871	21	M.MONRAS	1'49.118	1:49.197	(21)	





Computerised results and timing service

**ROUND 2: SILVERSTONE**  
**EUROCUP FORMULA RENAULT 2.0**  
**COLLECTIVE TEST 4 GROUP 2**  
**Fastest Laps Sequence**

Practice Time	Driver	Nation	Time	Kph	Driver's Lap
<b>3:58.215</b>	11 <b>Valtteri BOTTAS</b>	FIN	<b>1:47.647</b>	171.9	2
<b>6:12.050</b>	41 <b>Dean SMITH</b>	GBR	<b>1:47.440</b>	172.2	3
<b>7:03.502</b>	7 <b>Albert COSTA</b>	ESP	<b>1:47.432</b>	172.2	3
<b>8:23.019</b>	25 <b>Cesar RAMOS</b>	BRA	<b>1:47.318</b>	172.4	3
<b>10:10.035</b>	25 <b>Cesar RAMOS</b>	BRA	<b>1:47.016</b>	172.9	4
<b>11:56.808</b>	25 <b>Cesar RAMOS</b>	BRA	<b>1:46.773</b>	173.3	5
<b>29:43.589</b>	27 <b>Michele FACCIN</b>	ITA	<b>1:46.570</b>	173.6	12
<b>30:12.311</b>	7 <b>Albert COSTA</b>	ESP	<b>1:46.523</b>	173.7	12
<b>30:13.637</b>	35 <b>Stephane RICHELMI</b>	MON	<b>1:46.512</b>	173.7	11
<b>30:19.681</b>	11 <b>Valtteri BOTTAS</b>	FIN	<b>1:45.386</b>	175.6	12

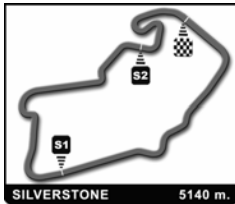


Computerised results and timing service

**ROUND 2: SILVERSTONE**  
**EUROCUP FORMULA RENAULT 2.0**  
**COLLECTIVE TEST 4 GROUP 2**  
**Chronological Analysis of Performances**

**B** Crossing the finish line in pit lane  
**S1** Time from finish line to 1st intermedia  
**S2** Time from 1st intermediate to 2nd intermediate  
**S3** Time from 2nd intermediate to finish line  
**FY** Full Yellow Flag

Lap	Lap Time	S1	S2	S3	Lap	Lap Time	S1	S2	S3
<b>1 Jake ROSENZWEIG</b> USA					<b>2</b> 1:48.272 37.073 45.503 25.696				
EPSILON EUSKADI 1					<b>3</b> 1:47.432 36.904 44.882 25.646				
1	2:31.950	1:19.106	46.951	25.893	4	1:56.192 <b>B</b>	37.407	45.824	32.961
2	1:49.891	38.258	45.664	25.969	5	3:41.866	2:31.153	44.907	25.806
3	1:49.544	37.574	45.982	25.988	6	1:48.027	37.111	45.206	25.710
4	1:50.196	38.313	46.093	25.790	7	1:47.702	37.087	44.949	25.666
5	1:48.846	37.385	45.537	25.924	8	1:55.505 <b>B</b>	37.461	45.863	32.181
6	1:49.044	37.468	45.621	25.955	9	4:41.623 <b>B</b>	2:48.763	1:09.403	43.457
7	1:49.558	37.724	45.809	26.025	10	3:43.552	2:19.045	55.900	28.607
8	1:55.325 <b>B</b>	37.774	45.571	31.980	11	1:47.819	37.403	44.872	25.544
9	8:31.832 <b>B</b>	6:36.393	1:06.455	48.984	12	1:46.523	36.669	44.496	25.358
10	2:28.274	1:13.038	49.528	25.708	<b>9 Carlos MUÑOZ</b> COL				
11	1:48.285	36.998	45.343	25.944	EPSILON EUSKADI 2				
12	1:47.592	37.243	44.934	25.415	1	3:04.590	1:51.480	47.132	25.978
<b>3 Richard CAMPOLLO</b> DOM					<b>2</b> 1:49.075 37.769 45.575 25.731				
EPSILON EUSKADI 1					<b>3</b> 1:48.147 37.098 45.262 25.787				
1	2:29.773	1:17.779	46.188	25.806	4	1:51.143	38.877	45.487	26.779
2	1:49.446	37.591	45.548	26.307	5	2:04.556 <b>B</b>	40.332	49.008	35.216
3	1:48.755	37.423	45.454	25.878	6	5:43.827	4:31.833	46.222	25.772
4	1:47.945	37.106	45.137	25.702	7	1:58.052 <b>B</b>	37.641	47.215	33.196
5	1:48.346	37.244	45.191	25.911	8	3:46.510 <b>B</b>	2:15.227	50.413	40.870
6	1:47.877	37.112	45.134	25.631	9	4:26.586	3:07.874	50.388	28.324
7	1:59.446 <b>B</b>	37.495	45.652	36.299	10	1:47.934	37.172	45.046	25.716
8	9:20.699 <b>B</b>	7:31.917	1:03.101	45.681	11	1:48.960	36.936	46.012	26.012
9	3:31.109	2:18.531	46.731	25.847	<b>11 Valtteri BOTTAS</b> FIN				
10	1:48.270	37.001	45.771	25.498	MOTOPARK ACADEMY				
11	1:47.314	36.987	44.800	25.527	1	2:10.568	54.171	50.466	25.931
12	1:50.699	37.103	47.939	25.657	2	1:47.647	37.167	44.952	25.528
<b>5 Anton NEBILITSKYI</b> RUS					<b>3</b> 1:47.722 36.946 45.191 25.585				
SG DRIVERS PROJECT					<b>4</b> 1:48.058 37.199 45.108 25.751				
1	2:20.533	1:07.812	46.781	25.940	5	1:48.308	37.109	45.316	25.883
2	1:48.549	37.495	45.304	25.750	6	1:48.576	37.320	45.413	25.843
3	1:48.328	37.363	45.372	25.593	7	1:49.117	37.565	45.592	25.960
4	1:48.286	37.271	45.224	25.791	8	1:57.867 <b>B</b>	37.531	45.944	34.392
5	1:54.352	41.817	46.503	26.032	9	7:48.160 <b>B</b>	6:00.655	1:05.333	42.172
6	1:47.977	37.151	45.125	25.701	10	3:51.043	2:15.373	1:06.991	28.679
7	1:57.511 <b>B</b>	37.326	45.455	34.730	11	1:57.229	40.852	49.867	26.510
8	9:59.502 <b>B</b>	8:17.766	54.753	46.983	12	1:45.386	36.362	43.934	25.090
9	2:35.226	1:23.901	45.735	25.590	<b>15 Nelson LUKES</b> FRA				
10	1:47.672	37.238	44.889	25.545	SG FORMULA				
11	1:47.390	37.001	44.919	25.470	1	2:14.992	1:01.919	47.073	26.000
12	1:47.217	36.965	44.737	25.515	2	1:53.152	37.645	45.959	29.548
<b>7 Albert COSTA</b> ESP					<b>3</b> 1:48.601 37.475 45.528 25.598				
EPSILON EUSKADI 2					<b>4</b> 1:48.369 37.243 45.419 25.707				
1	3:27.798	2:15.233	46.605	25.960	5	1:50.390	37.419	46.493	26.478
					6	1:48.553	37.413	45.398	25.742



Computerised results and timing service

**ROUND 2: SILVERSTONE**  
**EUROCUP FORMULA RENAULT 2.0**  
**COLLECTIVE TEST 4 GROUP 2**  
**Chronological Analysis of Performances**

Lap	Lap Time	S1	S2	S3	Lap	Lap Time	S1	S2	S3
7	1:59.245 <b>B</b>	37.839	46.587	34.819	7	4:47.890	3:34.992	46.964	25.934
8	7:19.673	6:03.040	49.676	26.957	8	1:48.600	37.620	45.344	25.636
9	2:25.147 <b>B</b>	38.106	53.220	53.821	9	1:48.091	37.282	45.101	25.708
10	2:56.335	1:41.449	48.558	26.328	10	2:37.513 <b>B</b>	48.641	1:02.774	46.098
11	1:47.460	37.150	44.913	25.397	11	2:51.058	1:37.274	45.944	27.840
12	1:47.911	37.076	45.257	25.578	12	1:48.955	37.742	45.448	25.765
13	1:47.432	36.851	45.213	25.368	13	1:48.852	37.778	45.301	25.773

**17 Sergio CAMPANA** ITA  
PREMA POWERTEAM

1	3:42.827	2:28.514	47.452	26.861
2	1:55.450	41.735	47.497	26.218
3	1:49.123	37.805	45.408	25.910
4	1:48.186	37.344	45.134	25.708
5	1:48.240	37.288	45.198	25.754
6	1:48.927	37.532	45.600	25.795
7	2:00.386 <b>B</b>	37.731	45.574	37.081
8	3:53.577	2:42.276	45.703	25.598
9	1:50.640	37.691	47.329	25.620
10	2:27.643 <b>B</b>	37.265	58.420	51.958
11	3:13.051	1:58.150	48.567	26.334
12	1:49.020	37.047	46.487	25.486
13	1:47.795	37.265	44.998	25.532
14	1:47.471	36.993	45.013	25.465

**23 Juan Pablo GARCÍA** MEX  
TEAM MOTOPARK

1	2:13.699	57.689	49.706	26.304
2	1:50.571	37.826	46.610	26.135
3	1:49.392	37.464	45.731	26.197
4	1:49.044	37.505	45.550	25.989
5	1:49.020	37.342	45.635	26.043
6	1:49.024	37.526	45.471	26.027
7	1:54.241 <b>B</b>	37.560	45.531	31.150
8	5:49.956	4:25.667	58.013	26.276
9	1:47.786	37.173	44.883	25.730
10	2:24.134 <b>B</b>	38.949	54.141	51.044
11	2:56.396	1:42.371	47.038	26.987
12	1:47.738	37.052	45.078	25.608
13	1:47.788	37.138	44.997	25.653
14	1:48.348	37.201	45.312	25.835

**19 Adam KOUT** CZE  
KRENEK MOTORSPORT

1	2:25.949	1:12.425	47.271	26.253
2	1:49.355	37.771	45.750	25.834
3	1:48.988	37.677	45.557	25.754
4	1:49.917	38.304	45.821	25.792
5	1:59.044 <b>B</b>	37.839	47.159	34.046
6	6:40.612	5:28.020	46.808	25.784
7	1:48.091	37.524	45.125	25.442
8	1:47.317	37.012	44.769	25.536
9	2:02.066 <b>B</b>	37.025	44.817	40.224
10	4:09.071	2:52.938	49.802	26.331
11	1:47.842	37.209	45.091	25.542
12	1:47.240	36.769	44.906	25.565
13	1:47.862	37.166	44.866	25.830

**25 Cesar RAMOS** BRA  
BVM MINARDI TEAM

1	2:58.006 <b>B</b>	1:29.937	50.620	37.449
2	3:37.695	2:25.751	46.475	25.469
3	1:47.318	36.961	45.047	25.310
4	1:47.016	36.877	44.784	25.355
5	1:46.773	36.754	44.760	25.259
6	1:54.363 <b>B</b>	36.953	46.428	30.982
7	5:28.616	4:17.922	45.228	25.466

**27 Michele FACCIN** ITA  
JENZER MOTORSPORT

1	2:42.420	1:29.430	47.058	25.932
2	1:49.158	38.088	45.428	25.642
3	1:47.952	37.268	45.185	25.499
4	1:48.216	37.436	45.180	25.600
5	1:47.424	36.921	44.897	25.606
6	1:55.876 <b>B</b>	37.383	45.162	33.331
7	7:23.825	6:11.973	46.216	25.636
8	1:46.926	37.036	44.628	25.262
9	2:37.923 <b>B</b>	52.721	1:03.092	42.110
10	2:30.349	1:17.766	45.818	26.765
11	1:46.950	36.749	44.766	25.435
12	1:46.570	36.639	44.561	25.370

**21 Nathanaël BERTHON** FRA  
BOUTSEN ENERGY RACING

1	3:25.931	2:12.850	46.755	26.326
2	1:51.586	39.450	46.360	25.776
3	1:49.140	37.587	45.746	25.807
4	1:48.734	37.273	45.530	25.931
5	1:48.868	37.414	45.551	25.903
6	2:01.361 <b>B</b>	37.638	45.614	38.109



Computerised results and timing service

ROUND 2: SILVERSTONE  
EUROCUP FORMULA RENAULT 2.0  
COLLECTIVE TEST 4 GROUP 2  
Chronological Analysis of Performances

B Crossing the finish line in pit lane  
S1 Time from finish line to 1st intermedia S2 Time from 1st intermediate to 2nd intermediate  
S3 Time from 2nd intermediate to finish line FY Full Yellow Flag

Lap	Lap Time	S1	S2	S3	Lap	Lap Time	S1	S2	S3
<b>29</b> Siso CUNILL ESP JENZER MOTORSPORT									
13	1:46.958	36.822	44.669	25.467	2	1:49.735	37.987	45.877	25.871
1	3:03.306	1:49.753	47.178	26.375	3	1:49.197	37.480	45.767	25.950
2	1:49.229	37.402	46.037	25.790	4	1:49.868	37.623	46.148	26.097
3	1:48.530	37.453	45.453	25.624	5	2:01.791 B	37.748	47.783	36.260
4	1:47.808	36.988	45.240	25.580	6	7:46.837 B	6:18.323	53.486	35.028
5	1:48.628	37.351	45.494	25.783	<b>39</b> Juan JACOBO COL HITECH JUNIOR RACING				
6	1:55.838 B	38.221	45.243	32.374	1	3:18.479	2:04.432	47.608	26.439
7	8:17.394	7:03.409	47.952	26.033	2	1:50.918	38.667	46.138	26.113
8	2:40.743 B	51.321	54.766	54.656	3	1:51.615	39.558	45.979	26.078
9	3:11.063	1:54.309	50.179	26.575	4	1:49.473	37.898	45.687	25.888
10	1:47.171	36.975	44.734	25.462	5	1:49.169	37.640	45.541	25.988
11	1:48.573	36.776	45.889	25.908	6	2:07.594 B	39.026	50.047	38.521
12	1:48.816	36.912	44.963	26.941	7	5:47.155	4:30.090	49.670	27.395
<b>31</b> Himar ACOSTA ESP IQUICK					8	1:51.037	39.061	46.179	25.797
1	2:50.319	1:37.123	46.554	26.642	9	2:22.847 B	37.739	1:01.845	43.263
2	1:48.420	37.446	45.273	25.701	10	3:56.220	2:44.572	45.757	25.891
3	1:48.028	37.406	45.100	25.522	11	1:50.962	37.517	46.118	27.327
4	1:47.789	37.254	44.994	25.541	12	1:48.096	37.281	45.076	25.739
5	2:00.484 B	37.640	50.591	32.253	<b>41</b> Dean SMITH GBR FORTEC MOTORSPORT				
6	6:12.875	4:59.132	47.826	25.917	1	2:36.141	1:24.252	46.176	25.713
7	1:48.910	37.691	45.298	25.921	2	1:48.469	37.610	45.278	25.581
8	1:47.875	37.304	44.926	25.645	3	1:47.440	36.977	45.060	25.403
9	2:03.310 B	37.144	44.982	41.184	4	1:48.110	37.408	45.086	25.616
10	4:30.973	3:18.687	45.296	26.990	5	1:47.725	36.914	44.984	25.827
11	2:01.216	44.070	46.347	30.799	6	1:47.482	36.869	44.886	25.727
12	1:47.979	37.248	45.031	25.700	7	1:57.147 B	37.758	45.235	34.154
<b>35</b> Stephane RICHELMI MON EPSILON SPORT					8	5:28.985	4:16.626	46.668	25.691
1	2:53.377	1:38.466	47.786	27.125	9	1:47.435	37.064	44.925	25.446
2	1:49.008	37.725	45.509	25.774	10	2:25.003 B	36.895	52.231	55.877
3	1:48.012	37.111	45.118	25.783	11	3:15.760	2:01.247	46.528	27.985
4	1:48.271	37.257	45.329	25.685	12	1:47.109	36.855	44.744	25.510
5	1:54.484 B	37.224	45.298	31.962	13	1:47.220	36.847	44.743	25.630
6	6:25.110	5:10.279	49.054	25.777	<b>43</b> Gabriel DIAS BRA FORTEC COMPETITION				
7	1:48.088	37.324	45.190	25.574	1	5:49.100	4:30.007	50.579	28.514
8	1:53.875 B	38.015	45.481	30.379	2	1:48.165	37.560	45.080	25.525
9	6:18.177	4:50.834	59.238	28.105	3	1:47.538	36.897	45.003	25.638
10	1:48.723	37.768	44.785	26.170	4	1:47.258	36.774	44.818	25.666
11	1:46.512	36.750	44.405	25.357	5	2:14.279	1:01.086	47.544	25.649
<b>37</b> Miki MONRAS ESP HITECH JUNIOR TEAM					6	1:53.774 B	37.165	45.115	31.494
1	3:07.806	1:54.665	47.068	26.073	7	6:59.938 B	5:32.091	52.618	35.229
					8	5:13.191	4:02.522	45.215	25.454
					9	1:46.926	36.762	44.735	25.429
					10	1:46.974	36.908	44.638	25.428



Computerised results and timing service

**ROUND 2: SILVERSTONE**  
**EUROCUP FORMULA RENAULT 2.0**  
**COLLECTIVE TEST 4 GROUP 2**  
**Chronological Analysis of Performances**

**B** Crossing the finish line in pit lane      **S2** Time from 1st intermediate to 2nd intermediate  
**S1** Time from finish line to 1st intermedia      **S3** Time from 2nd intermediate to finish line      **FY** Full Yellow Flag

Lap	Lap Time	S1	S2	S3	Lap	Lap Time	S1	S2	S3
<b>45</b>	<b>Nicolas MARROC</b>				FRA				
	TCS RACING								
1	3:16.162	2:03.778	46.454	25.930					
2	1:49.767	37.636	45.912	26.219					
3	1:48.935	37.482	45.603	25.850					
4	1:48.845	37.359	45.646	25.840					
5	1:48.876	37.349	45.690	25.837					
6	1:48.439	37.215	45.446	25.778					
7	1:58.504 <b>B</b>	37.280	45.611	35.613					
8	4:56.550	3:44.888	45.929	25.733					
9	1:49.615	38.294	45.588	25.733					
10	2:37.962 <b>B</b>	48.936	1:05.247	43.779					
11	3:26.131	2:14.858	45.299	25.974					
12	1:48.465	37.533	45.249	25.683					
13	1:48.255	37.346	45.151	25.758					



Computerised results and timing service

**ROUND 2: SILVERSTONE**  
**EUROCUP FORMULA RENAULT 2.0**  
**QUALIFYING B**  
**Final Classification**

Driver	Nation	ASN	Team	Time	Lap	Total	Gap	Kph
1 14 <b>Andrea CALDARELLI</b>	ITA	ITA	SG FORMULA	<b>1:45.996</b>	3	6	-	<b>174.6</b>
2 27 <b>Michele FACCIN</b>	ITA	ITA	JENZER MOTORSPORT	<b>1:46.050</b>	3	6	+0.054	<b>174.5</b>
3 34 <b>Mathieu ARZENO</b>	FRA	FRA	EPSILON SPORT	<b>1:46.159</b>	4	5	+0.163	<b>174.3</b>
4 31 <b>Himar ACOSTA</b>	ESP	ESP	IQUICK	<b>1:46.481</b>	4	5	+0.485	<b>173.8</b>
5 19 <b>Adam KOUT</b>	CZE	CZE	KRENEK MOTORSPORT	<b>1:46.497</b>	4	6	+0.501	<b>173.8</b>
6 28 <b>Pal VARHAUG</b>	NOR	NOR	JENZER MOTORSPORT	<b>1:46.676</b>	4	6	+0.680	<b>173.5</b>
7 23 <b>Juan Pablo GARCÍA</b>	MEX	MEX	TEAM MOTOPARK	<b>1:46.732</b>	6	7	+0.736	<b>173.4</b>
8 44 <b>Alex MORGAN</b>	GBR	GBR	FORTEC COMPETITION	<b>1:46.829</b>	6	8	+0.833	<b>173.2</b>
9 35 <b>Stephane RICHELMI</b>	MON	MON	EPSILON SPORT	<b>1:46.832</b>	6	6	+0.836	<b>173.2</b>
10 21 <b>Nathanaël BERTHON</b>	FRA	FRA	BOUTSEN ENERGY RACING	<b>1:46.893</b>	3	6	+0.897	<b>173.1</b>
11 10 <b>Tobias HEGEWALD</b>	GER	GER	MOTOPARK ACADEMY	<b>1:46.945</b>	5	6	+0.949	<b>173.0</b>
12 17 <b>Sergio CAMPANA</b>	ITA	ITA	PREMA POWERTEAM	<b>1:46.989</b>	3	6	+0.993	<b>173.0</b>
13 5 <b>Anton NEBILITSKYI</b>	RUS	RUS	SG DRIVERS PROJECT	<b>1:47.002</b>	3	6	+1.006	<b>172.9</b>
14 4 <b>Ramez AZZAM</b>	CAN	DUB	SG DRIVERS PROJECT	<b>1:47.009</b>	3	6	+1.013	<b>172.9</b>
15 22 <b>Kuba GIERMAZIAK</b>	POL	POL	TEAM MOTOPARK	<b>1:47.119</b>	5	7	+1.123	<b>172.7</b>
16 24 <b>Daniel ZAMPIERI</b>	ITA	ITA	BVM MINARDI TEAM	<b>1:47.127</b>	4	8	+1.131	<b>172.7</b>
17 45 <b>Nicolas MARROC</b>	FRA	FRA	TCS RACING	<b>1:47.492</b>	6	8	+1.496	<b>172.1</b>
18 1 <b>Jake ROSENZWEIG</b>	USA	USA	EPSILON EUSKADI 1	<b>1:47.519</b>	4	5	+1.523	<b>172.1</b>
19 39 <b>Juan JACOBO</b>	COL	COL	HITECH JUNIOR RACING	<b>1:48.177</b>	7	8	+2.181	<b>171.1</b>
20 30 <b>Miguel OTEGUI</b>	ESP	ESP	IQUICK	<b>1:48.289</b>	7	7	+2.293	<b>170.9</b>
21 40 <b>Dino BUTORAC</b>	CRO	CRO	RB RACING TEAM	<b>1:49.632</b>	6	8	+3.636	<b>168.8</b>

<b>Fastest Lap</b>	Lap 3	Andrea CALDARELLI	<b>1:45.996</b>	174.6 Kph
<b>Circuit Record Lap</b>		NEW TRACK		Kph
<b>Circuit Best Lap</b>	07/06/2008	Valtteri BOTTAS	<b>1:44.492</b>	177.1 Kph

The results are provisional until the end of the limit for protest and appeals

The limit for protest expires 30' at the latest after publication of the results - Time: .....

<b>Stewards:</b>	<b>Timekeeper:</b>
------------------	--------------------



Computerised results and timing service

**ROUND 2: SILVERSTONE**  
**EUROCUP FORMULA RENAULT 2.0**  
**QUALIFYING B**  
**Best Partial Times**
**IT** Ideal Lap Time, sum of the best partial times

**BT** Best Lap Time

		<b>S1</b>		<b>S2</b>		<b>S3</b>				<b>IT</b>	<b>BT</b>	
<b>Pos</b>	<b>Driver</b>	<b>Time</b>	<b>Driver</b>	<b>Time</b>	<b>Driver</b>	<b>Time</b>	<b>Pos</b>	<b>Driver</b>				
1	27 M.FACCIN	36.420	14 A.CALDARELLI	44.286	14 A.CALDARELLI	25.074	1	A.CALDARELLI	1'45.909	1:45.996	(1)	
2	34 M.ARZENO	36.434	27 M.FACCIN	44.355	31 H.ACOSTA	25.117	2	M.FACCIN	1'46.041	1:46.050	(2)	
3	14 A.CALDARELLI	36.549	19 A.KOUT	44.481	34 M.ARZENO	25.174	3	M.ARZENO	1'46.096	1:46.159	(3)	
4	19 A.KOUT	36.609	34 M.ARZENO	44.488	19 A.KOUT	25.258	4	H.ACOSTA	1'46.261	1:46.481	(4)	
5	4 R.AZZAM	36.618	31 H.ACOSTA	44.519	27 M.FACCIN	25.266	5	A.KOUT	1'46.348	1:46.497	(5)	
6	31 H.ACOSTA	36.625	23 J.GARCÍA	44.526	21 N.BERTHON	25.275	6	S.RICHEMI	1'46.537	1:46.832	(9)	
7	35 S.RICHEMI	36.634	28 P.VARHAUG	44.583	24 D.ZAMPIERI	25.288	7	P.VARHAUG	1'46.588	1:46.676	(6)	
8	44 A.MORGAN	36.639	35 S.RICHEMI	44.600	28 P.VARHAUG	25.292	8	R.AZZAM	1'46.695	1:47.009	(14)	
9	28 P.VARHAUG	36.713	5 .NEBILITSKYI	44.615	1 J.ROSENZWEIG	25.303	9	T.HEGEWALD	1'46.700	1:46.945	(11)	
10	24 D.ZAMPIERI	36.722	10 T.HEGEWALD	44.629	35 S.RICHEMI	25.303	10	J.GARCÍA	1'46.732	1:46.732	(7)	
11	10 T.HEGEWALD	36.735	17 S.CAMPANA	44.638	10 T.HEGEWALD	25.336	11	A.MORGAN	1'46.829	1:46.829	(8)	
12	5 .NEBILITSKYI	36.763	4 R.AZZAM	44.668	17 S.CAMPANA	25.399	12	.NEBILITSKYI	1'46.872	1:47.002	(13)	
13	23 J.GARCÍA	36.786	21 N.BERTHON	44.763	4 R.AZZAM	25.409	13	N.BERTHON	1'46.893	1:46.893	(10)	
14	22 K.GIERMAZIAK	36.837	44 A.MORGAN	44.777	44 A.MORGAN	25.413	14	D.ZAMPIERI	1'46.935	1:47.127	(16)	
15	21 N.BERTHON	36.855	22 K.GIERMAZIAK	44.830	23 J.GARCÍA	25.420	15	S.CAMPANA	1'46.989	1:46.989	(12)	
16	17 S.CAMPANA	36.952	1 J.ROSENZWEIG	44.906	45 N.MARROC	25.430	16	K.GIERMAZIAK	1'47.119	1:47.119	(15)	
17	45 N.MARROC	36.956	24 D.ZAMPIERI	44.925	22 K.GIERMAZIAK	25.452	17	J.ROSENZWEIG	1'47.321	1:47.519	(18)	
18	39 J.JACOBO	37.066	45 N.MARROC	44.954	5 .NEBILITSKYI	25.494	18	N.MARROC	1'47.340	1:47.492	(17)	
19	1 J.ROSENZWEIG	37.112	39 J.JACOBO	45.142	30 M.OTEGUI	25.524	19	J.JACOBO	1'48.042	1:48.177	(19)	
20	30 M.OTEGUI	37.423	30 M.OTEGUI	45.342	39 J.JACOBO	25.834	20	M.OTEGUI	1'48.289	1:48.289	(20)	
21	40 D.BUTORAC	37.630	40 D.BUTORAC	45.812	40 D.BUTORAC	25.869	21	D.BUTORAC	1'49.311	1:49.632	(21)	



Computerised results and timing service

**ROUND 2: SILVERSTONE**  
**EUROCUP FORMULA RENAULT 2.0**  
**QUALIFYING B**  
**Fastest Laps Sequence**

Practice Time	Driver	Nation	Time	Kph	Driver's Lap
<b>4:18.706</b>	40 <b>Dino BUTORAC</b>	CRO	<b>1:52.515</b>	164.5	2
<b>4:27.844</b>	23 <b>Juan Pablo GARCÍA</b>	MEX	<b>1:48.649</b>	170.3	2
<b>4:39.036</b>	44 <b>Alex MORGAN</b>	GBR	<b>1:47.794</b>	171.7	2
<b>6:26.743</b>	44 <b>Alex MORGAN</b>	GBR	<b>1:47.707</b>	171.8	3
<b>6:50.204</b>	24 <b>Daniel ZAMPIERI</b>	ITA	<b>1:47.274</b>	172.5	3
<b>7:13.045</b>	27 <b>Michele FACCIN</b>	ITA	<b>1:47.177</b>	172.6	2
<b>8:25.503</b>	4 <b>Ramez AZZAM</b>	CAN	<b>1:47.161</b>	172.7	2
<b>8:37.331</b>	24 <b>Daniel ZAMPIERI</b>	ITA	<b>1:47.127</b>	172.7	4
<b>8:59.095</b>	27 <b>Michele FACCIN</b>	ITA	<b>1:46.050</b>	174.5	3
<b>10:38.806</b>	14 <b>Andrea CALDARELLI</b>	ITA	<b>1:45.996</b>	174.6	3





Computerised results and timing service

**ROUND 2: SILVERSTONE**  
**EUROCUP FORMULA RENAULT 2.0**  
**QUALIFYING B**  
**Chronological Analysis of Performances**

**B** Crossing the finish line in pit lane  
**S1** Time from finish line to 1st intermedia  
**S2** Time from 1st intermediate to 2nd intermediate  
**S3** Time from 2nd intermediate to finish line  
**FY** Full Yellow Flag

Lap	Lap Time	S1	S2	S3	Lap	Lap Time	S1	S2	S3
<b>1 Jake ROSENZWEIG</b> USA EPSILON EUSKADI 1					3	1:46.989	36.952	44.638	25.399
1	8:21.148	6:55.245	56.827	29.076	4	1:55.166	42.821	46.736	25.609
2	1:47.745	37.408	44.906	25.431	5	1:50.252	37.318	45.526	27.408
3	1:48.010	37.112	45.449	25.449	6	1:47.210	37.002	44.693	25.515
4	1:47.519	37.229	44.987	25.303					
5	1:48.455	37.337	45.493	25.625					
<b>4 Ramez AZZAM</b> CAN SG DRIVERS PROJECT					<b>19 Adam KOUT</b> CZE KRENEK MOTORSPORT				
1	6:38.342	5:22.211	49.858	26.273	1	6:06.618	4:52.848	47.754	26.016
2	1:47.161	37.022	44.668	25.471	2	1:47.782	37.324	45.101	25.357
3	1:47.009	36.618	44.895	25.496	3	1:46.558	36.776	44.481	25.301
4	1:47.476	37.055	45.012	25.409	4	1:46.497	36.728	44.511	25.258
5	1:47.228	36.906	44.832	25.490	5	1:46.953	36.609	44.703	25.641
6	1:49.722	38.248	45.635	25.839	6	2:05.483B	37.088	45.615	42.780
<b>5 Anton NEBILITSKYI</b> RUS SG DRIVERS PROJECT					<b>21 Nathanaël BERTHON</b> FRA BOUTSEN ENERGY RACING				
1	6:44.635	5:27.723	50.917	25.995	1	5:50.523	4:30.681	51.215	28.627
2	1:50.706	37.323	47.668	25.715	2	1:53.972	40.773	47.276	25.923
3	1:47.002	36.775	44.733	25.494	3	1:46.893	36.855	44.763	25.275
4	1:47.154	36.915	44.615	25.624	4	1:49.779	37.390	46.723	25.666
5	1:51.341	36.874	47.089	27.378	5	1:47.118	36.904	44.930	25.284
6	1:47.890	36.763	44.967	26.160	6	2:08.794B	36.980	50.188	41.626
<b>10 Tobias HEGEWALD</b> GER MOTOPARK ACADEMY					<b>22 Kuba GIERMAZIAK</b> POL TEAM MOTOPARK				
1	6:59.212	5:35.377	57.059	26.776	1	5:00.868	3:45.282	47.881	27.705
2	1:47.542	37.212	44.994	25.336	2	1:47.903	37.216	45.149	25.538
3	1:46.963	36.818	44.689	25.456	3	1:47.781	37.239	45.047	25.495
4	1:55.855	36.735	49.152	29.968	4	1:51.346	37.007	45.910	28.429
5	1:46.945	36.788	44.629	25.528	5	1:47.119	36.837	44.830	25.452
6	2:11.145B	37.165	52.393	41.587	6	1:47.612	36.883	45.124	25.605
					7	1:48.419	37.321	45.491	25.607
<b>14 Andrea CALDARELLI</b> ITA SG FORMULA					<b>23 Juan Pablo GARCÍA</b> MEX TEAM MOTOPARK				
1	7:03.210	5:32.155	1:05.144	25.911	1	2:39.195	1:11.928	1:00.693	26.574
2	1:49.600	36.910	47.430	25.260	2	1:48.649	37.468	45.301	25.880
3	1:45.996	36.636	44.286	25.074	3	1:48.634	37.343	45.578	25.713
4	1:46.316	36.549	44.397	25.370	4	1:53.260B	37.219	45.831	30.210
5	1:57.705	43.211	49.185	25.309	5	4:07.732	2:52.328	49.597	25.807
6	1:46.496	36.832	44.434	25.230	6	1:46.732	36.786	44.526	25.420
					7	1:47.575	37.075	44.927	25.573
<b>17 Sergio CAMPANA</b> ITA PREMA POWERTEAM					<b>24 Daniel ZAMPIERI</b> ITA BVM MINARDI TEAM				
1	7:10.247	5:52.693	51.258	26.296	1	3:14.256	1:49.418	58.263	26.575
2	1:47.659	37.290	44.916	25.453	2	1:48.674	37.572	45.651	25.451
					3	1:47.274	36.814	45.172	25.288
					4	1:47.127	36.722	44.980	25.425



Computerised results and timing service

**ROUND 2: SILVERSTONE**  
**EUROCUP FORMULA RENAULT 2.0**  
**QUALIFYING B**  
**Chronological Analysis of Performances**

**B** Crossing the finish line in pit lane  
**S1** Time from finish line to 1st intermedia  
**S2** Time from 1st intermediate to 2nd intermediate  
**S3** Time from 2nd intermediate to finish line  
**FY** Full Yellow Flag

Lap	Lap Time	S1	S2	S3	Lap	Lap Time	S1	S2	S3
<b>27 Michele FACCIN</b> ITA JENZER MOTORSPORT					<b>35 Stephane RICHELMI</b> MON EPSILON SPORT				
1	5:25.868	4:13.938	46.114	25.816	1	7:33.944	6:11.419	55.380	27.145
2	1:47.177	37.021	44.863	25.293	2	1:47.817	37.372	45.061	25.384
3	1:46.050	36.420	44.364	25.266	3	1:47.021	36.830	44.723	25.468
4	1:46.480	36.737	44.355	25.388	4	1:46.968	36.634	45.031	25.303
5	1:47.374	36.860	44.896	25.618	5	1:46.876	36.709	44.624	25.543
6	2:19.027B	40.088	53.678	45.261	6	1:46.832	36.700	44.600	25.532
<b>28 Pal VARHAUG</b> NOR JENZER MOTORSPORT					<b>39 Juan JACOBO</b> COL HITECH JUNIOR RACING				
1	5:35.242	4:22.584	46.652	26.006	1	2:46.225	1:21.869	56.658	27.698
2	1:48.044	37.372	45.210	25.462	2	1:49.673	38.170	45.669	25.834
3	1:46.725	36.781	44.583	25.361	3	2:04.264	41.233	52.687	30.344
4	1:46.676	36.713	44.645	25.318	4	1:48.214	37.220	45.157	25.837
5	1:46.884	36.932	44.660	25.292	5	1:51.854	37.990	45.893	27.971
6	2:04.224B	37.128	46.507	40.589	6	1:48.656	37.566	45.214	25.876
					7	1:48.177	37.066	45.142	25.969
					8	2:01.658	40.738	52.592	28.328
<b>30 Miguel OTEGUI</b> ESP IQUICK					<b>40 Dino BUTORAC</b> CRO RB RACING TEAM				
1	2:59.392	1:30.171	1:01.493	27.728	1	2:26.191	1:08.208	50.836	27.147
2	1:52.370	39.496	46.828	26.046	2	1:52.515	38.986	47.013	26.516
3	1:49.092	37.668	45.637	25.787	3	1:51.716	38.773	46.607	26.336
4	1:49.944	38.284	45.745	25.915	4	1:50.198	37.896	46.116	26.186
5	2:01.902B	39.253	50.176	32.473	5	1:49.667	37.803	45.812	26.052
6	3:33.174	2:17.667	49.653	25.854	6	1:49.632	37.849	45.914	25.869
7	1:48.289	37.423	45.342	25.524	7	1:49.732	37.630	46.086	26.016
					8	1:50.863	38.124	46.499	26.240
<b>31 Himar ACOSTA</b> ESP IQUICK					<b>44 Alex MORGAN</b> GBR FORTEC COMPETITION				
1	8:12.870	6:47.856	59.414	25.600	1	2:51.242	1:25.551	58.653	27.038
2	1:47.458	37.368	44.866	25.224	2	1:47.794	37.317	44.977	25.500
3	1:46.748	36.879	44.752	25.117	3	1:47.707	37.310	44.806	25.591
4	1:46.481	36.625	44.519	25.337	4	1:47.481	36.905	45.046	25.530
5	2:24.227B	45.528	55.312	43.387	5	1:47.009	36.733	44.784	25.492
					6	1:46.829	36.639	44.777	25.413
					7	1:51.790	36.944	48.136	26.710
					8	2:13.062B	37.238	51.354	44.470
<b>34 Mathieu ARZENO</b> FRA EPSILON SPORT					<b>45 Nicolas MARROC</b> FRA TCS RACING				
1	7:32.581	6:10.739	55.277	26.565	1	2:54.239	1:35.915	52.278	26.046
2	1:46.843	37.060	44.609	25.174	2	1:48.834	37.773	45.473	25.588
3	1:48.763	36.545	46.388	25.830	3	1:48.663	38.019	44.954	25.690
4	1:46.159	36.434	44.488	25.237	4	1:47.819	36.998	45.144	25.677
5	2:00.970B	36.478	45.605	38.887					



Computerised results and timing service

**ROUND 2: SILVERSTONE**  
**EUROCUP FORMULA RENAULT 2.0**  
**QUALIFYING B**  
**Chronological Analysis of Performances**

**B** Crossing the finish line in pit lane      **S2** Time from 1st intermediate to 2nd intermediate  
**S1** Time from finish line to 1st intermedia      **S3** Time from 2nd intermediate to finish line      **FY** Full Yellow Flag

Lap	Lap Time	S1	S2	S3	Lap	Lap Time	S1	S2	S3
5	1:47.861	37.180	45.199	25.482					
6	1:47.492	36.956	45.106	25.430					
7	1:47.960	37.048	45.239	25.673					
8	1:56.110	43.836	46.551	25.723					



Computerised results and timing service

**ROUND 2: SILVERSTONE**  
**EURO CUP FORMULA RENAULT 2.0**  
**QUALIFYING A**  
**Final Classification**

Driver	Nation	ASN	Team	Time	Lap	Total	Gap	Kph
1 11 Valtteri BOTTAS	FIN	FIN	MOTOPARK ACADEMY	<b>1:45.143</b>	4	5	-	<b>176.0</b>
2 12 Daniel RICCIARDO	AUS	AUS	SG FORMULA	<b>1:45.415</b>	2	6	+0.272	<b>175.5</b>
3 8 Roberto MERHI	ESP	ESP	EPSILON EUSKADI 2	<b>1:45.756</b>	2	3	+0.613	<b>175.0</b>
4 6 Jean Eric VERGNE	FRA	FRA	SG DRIVERS PROJECT	<b>1:45.957</b>	2	6	+0.814	<b>174.6</b>
5 2 Pablo MONTILLA	ESP	ESP	EPSILON EUSKADI 1	<b>1:46.563</b>	6	7	+1.420	<b>173.6</b>
6 26 Adrian QUAIFE-HOBBS	GBR	GBR	BVM MINARDI TEAM	<b>1:46.570</b>	3	6	+1.427	<b>173.6</b>
7 7 Albert COSTA	ESP	ESP	EPSILON EUSKADI 2	<b>1:46.616</b>	5	6	+1.473	<b>173.6</b>
8 43 Gabriel DIAS	BRA	BRA	FORTEC COMPETITION	<b>1:46.822</b>	5	5	+1.679	<b>173.2</b>
9 42 Daniel MCKENZIE	GBR	GBR	FORTEC MOTORSPORT	<b>1:46.849</b>	5	6	+1.706	<b>173.2</b>
10 29 Siso CUNILL	ESP	ESP	JENZER MOTORSPORT	<b>1:46.873</b>	6	6	+1.730	<b>173.1</b>
11 36 Richard SINGLETON	GBR	GBR	HITECH JUNIOR TEAM	<b>1:46.913</b>	7	7	+1.770	<b>173.1</b>
12 78 Benajmin LARICHE	FRA	FRA	POLE SERVICES	<b>1:46.950</b>	5	6	+1.807	<b>173.0</b>
13 3 Richard CAMPOLLO	DOM	DOM	EPSILON EUSKADI 1	<b>1:46.981</b>	4	5	+1.838	<b>173.0</b>
14 18 Patrick REITERER	ITA	ITA	PREMA POWERTEAM	<b>1:47.086</b>	3	8	+1.943	<b>172.8</b>
15 9 Carlos MUÑOZ	COL	ESP	EPSILON EUSKADI 2	<b>1:47.104</b>	7	7	+1.961	<b>172.8</b>
16 15 Nelson LUKES	FRA	FRA	SG FORMULA	<b>1:47.155</b>	6	6	+2.012	<b>172.7</b>
17 37 Miki MONRAS	ESP	ESP	HITECH JUNIOR TEAM	<b>1:47.293</b>	6	6	+2.150	<b>172.5</b>
18 38 Luciano BACHETA	GBR	GBR	HITECH JUNIOR RACING	<b>1:47.640</b>	7	8	+2.497	<b>171.9</b>

Max. qual. time: 1:55.657

25 Cesar RAMOS	BRA	BRA	BVM MINARDI TEAM	J
32 Marcelo CONCHADO	ESP	ESP	AMITER GALUPPO SPORT	
41 Dean SMITH	GBR	GBR	FORTEC MOTORSPORT	

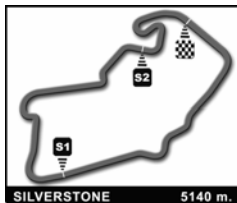
<b>Fastest Lap</b>	Lap 4	Valtteri BOTTAS	<b>1:45.143</b>	176.0 Kph
<b>Circuit Record Lap</b>		NEW TRACK		Kph
<b>Circuit Best Lap</b>	07/06/2008	Valtteri BOTTAS	<b>1:44.492</b>	177.1 Kph

Cars N° 42 and 25 best lap time deleted due to Stewards's decision. Decision Nr 3: Car Nr 41 ALL TIMES DELETED Art.19.16 S.R.

The results are provisional until the end of the limit for protest and appeals

The limit for protest expires 30' at the latest after publication of the results - Time: .....

<b>Stewards:</b>	<b>Timekeeper:</b>
------------------	--------------------



Computerised results and timing service

**ROUND 2: SILVERSTONE**  
**EUROCUP FORMULA RENAULT 2.0**  
**QUALIFYING A**  
**Best Partial Times**
**IT** Ideal Lap Time, sum of the best partial times

**BT** Best Lap Time

		<b>S1</b>		<b>S2</b>		<b>S3</b>				<b>IT</b>	<b>BT</b>	
<b>Pos</b>	<b>Driver</b>	<b>Time</b>	<b>Driver</b>	<b>Time</b>	<b>Driver</b>	<b>Time</b>	<b>Pos</b>	<b>Driver</b>				
1	12 D.RICCIARDO	36.134	11 V.BOTTAS	43.827	11 V.BOTTAS	24.827	1	V.BOTTAS	1'44.964	1:45.143	(1)	
2	11 V.BOTTAS	36.310	12 D.RICCIARDO	43.896	8 R.MERHI	24.967	2	D.RICCIARDO	1'45.065	1:45.415	(2)	
3	6 J.VERGNE	36.403	25 C.RAMOS	44.201	6 J.VERGNE	25.008	3	J.VERGNE	1'45.685	1:45.957	(4)	
4	7 A.COSTA	36.498	6 J.VERGNE	44.274	25 C.RAMOS	25.009	4	R.MERHI	1'45.756	1:45.756	(3)	
5	8 R.MERHI	36.509	41 D.SMITH	44.277	12 D.RICCIARDO	25.035	5	C.RAMOS	1'45.847			
6	2 P.MONTILLA	36.553	8 R.MERHI	44.280	41 D.SMITH	25.036	6	D.SMITH	1'45.962	1:45.962	(5)	
7	26 A.QUAIFE-HOBBS	36.572	2 P.MONTILLA	44.513	18 P.REITERER	25.099	7	P.MONTILLA	1'46.254	1:46.563	(6)	
8	42 D.MCKENZIE	36.616	7 A.COSTA	44.526	26 A.QUAIFE-HOBBS	25.173	8	A.COSTA	1'46.261	1:46.616	(8)	
9	25 C.RAMOS	36.637	3 R.CAMPOLLO	44.592	2 P.MONTILLA	25.188	9	A.QUAIFE-HOBBS	1'46.413	1:46.570	(7)	
10	41 D.SMITH	36.649	36 R.SINGLETON	44.609	15 N.LUKES	25.190	10	D.MCKENZIE	1'46.482	1:46.849	(10)	
11	78 B.LARICHE	36.711	42 D.MCKENZIE	44.661	42 D.MCKENZIE	25.205	11	B.LARICHE	1'46.640	1:46.950	(13)	
12	37 M.MONRAS	36.713	18 P.REITERER	44.661	3 R.CAMPOLLO	25.208	12	P.REITERER	1'46.669	1:47.086	(15)	
13	29 S.CUNILL	36.774	26 A.QUAIFE-HOBBS	44.668	29 S.CUNILL	25.213	13	S.CUNILL	1'46.703	1:46.873	(11)	
14	43 G.DIAS	36.801	78 B.LARICHE	44.696	78 B.LARICHE	25.233	14	G.DIAS	1'46.822	1:46.822	(9)	
15	36 R.SINGLETON	36.811	29 S.CUNILL	44.716	7 A.COSTA	25.237	15	R.CAMPOLLO	1'46.837	1:46.981	(14)	
16	15 N.LUKES	36.820	9 C.MUÑOZ	44.751	43 G.DIAS	25.257	16	R.SINGLETON	1'46.889	1:46.913	(12)	
17	18 P.REITERER	36.909	43 G.DIAS	44.764	9 C.MUÑOZ	25.323	17	N.LUKES	1'46.919	1:47.155	(17)	
18	9 C.MUÑOZ	36.962	15 N.LUKES	44.909	37 M.MONRAS	25.413	18	C.MUÑOZ	1'47.036	1:47.104	(16)	
19	3 R.CAMPOLLO	37.037	38 L.BACHETA	45.004	38 L.BACHETA	25.426	19	M.MONRAS	1'47.201	1:47.293	(18)	
20	38 L.BACHETA	37.194	37 M.MONRAS	45.075	36 R.SINGLETON	25.469	20	L.BACHETA	1'47.624	1:47.640	(19)	



Computerised results and timing service

**ROUND 2: SILVERSTONE**  
**EUROCUP FORMULA RENAULT 2.0**  
**QUALIFYING A**  
**Fastest Laps Sequence**

Practice Time	Driver	Nation	Time	Kph	Driver's Lap
4:00.319	18 <b>Patrick REITERER</b>	ITA	<b>1:47.582</b>	172.0	2
4:21.732	2 <b>Pablo MONTILLA</b>	ESP	<b>1:47.002</b>	172.9	2
6:08.596	2 <b>Pablo MONTILLA</b>	ESP	<b>1:46.864</b>	173.2	3
7:50.456	7 <b>Albert COSTA</b>	ESP	<b>1:46.837</b>	173.2	2
8:10.065	6 <b>Jean Eric VERGNE</b>	FRA	<b>1:45.957</b>	174.6	2
8:23.906	12 <b>Daniel RICCIARDO</b>	AUS	<b>1:45.415</b>	175.5	2
13:23.517	11 <b>Valtteri BOTTAS</b>	FIN	<b>1:45.143</b>	176.0	4



Computerised results and timing service

**ROUND 2: SILVERSTONE**  
**EURO CUP FORMULA RENAULT 2.0**  
**QUALIFYING A**  
**Chronological Analysis of Performances**

**B** Crossing the finish line in pit lane  
**S1** Time from finish line to 1st intermedia  
**S2** Time from 1st intermediate to 2nd intermediate  
**S3** Time from 2nd intermediate to finish line  
**FY** Full Yellow Flag

Lap	Lap Time	S1	S2	S3	Lap	Lap Time	S1	S2	S3	
<b>2 Pablo MONTILLA</b> ESP EPSILON EUSKADI 1					5	3:58.740	2:27.068	FY	53.708	37.964
1	2:34.730	1:19.891	48.929	25.910	6	1:48.510	37.903	45.284	25.323	
2	1:47.002	36.952	44.862	25.188	7	1:47.104	36.962	44.751	25.391	
3	1:46.864	36.594	44.734	25.536	<b>11 Valtteri BOTTAS</b> FIN MOTOPARK ACADEMY					
4	2:00.911 <b>B</b>	39.342	47.131	34.438	1	7:25.402	5:59.553	1:00.153	25.696	
5	4:21.666	3:06.845	49.304	25.517	2	1:44.945	36.310	43.827	24.808 <b>FY</b>	
6	1:46.563	36.761	44.513	25.289	3	2:28.027	44.784	<b>FY</b> 1:11.776 <b>FY</b>	31.467	
7	1:47.110	36.553	44.919	25.638	4	1:45.143	36.360	43.956	24.827	
<b>3 Richard CAMPOLLO</b> DOM EPSILON EUSKADI 1					5	2:17.545 <b>B</b>	41.300	54.550	41.695	
1	7:47.915	6:35.024	46.932	25.959	<b>12 Daniel RICCIARDO</b> AUS SG FORMULA					
2	1:47.626	37.206	45.063 <b>FY</b>	25.357 <b>FY</b>	1	6:38.491	5:24.575	48.658	25.258	
3	2:11.603	41.409 <b>FY</b>	56.841 <b>FY</b>	33.353	2	1:45.415	36.448	43.896	25.071	
4	1:46.981	37.181	44.592	25.208	3	1:50.057	37.839	46.041 <b>FY</b>	26.177 <b>FY</b>	
5	1:47.079	37.037	44.681	25.361	4	1:55.757	40.271 <b>FY</b>	50.047	25.439	
<b>6 Jean Eric VERGNE</b> FRA SG DRIVERS PROJECT					5	1:45.616	36.351	44.230	25.035	
1	6:24.108	5:13.274	45.692	25.142	6	1:45.479	36.134	44.211	25.134	
2	1:45.957	36.675	44.274	25.008	<b>15 Nelson LUKES</b> FRA SG FORMULA					
3	1:50.992	38.791	44.877 <b>FY</b>	27.324 <b>FY</b>	1	6:40.531	5:25.723	49.225	25.583	
4	2:04.131	45.463 <b>FY</b>	53.145	25.523	2	1:48.208	37.655	45.235	25.318	
5	1:46.094	36.435	44.419	25.240	3	1:51.150	38.141 <b>FY</b>	46.498 <b>FY</b>	26.511 <b>FY</b>	
6	1:46.124	36.403	44.604	25.117	4	2:00.463	39.160 <b>FY</b>	55.684	25.619	
<b>7 Albert COSTA</b> ESP EPSILON EUSKADI 2					5	1:47.706	37.536	44.980	25.190	
1	6:03.619	4:49.322	48.422	25.875	6	1:47.155	36.820	44.909	25.426	
2	1:46.837	36.765	44.769	25.303	<b>18 Patrick REITERER</b> ITA PREMA POWERTEAM					
3	1:46.606	36.720	44.604 <b>FY</b>	25.282 <b>FY</b>	1	2:12.737	1:00.380	46.501	25.856	
4	2:14.652	42.731 <b>FY</b>	55.485	36.436	2	1:47.582	37.251	44.929	25.402	
5	1:46.616	36.853	44.526	25.237	3	1:47.086	37.114	44.661	25.311	
6	1:47.119	36.498	44.556	26.065	4	1:47.550	37.112	44.906	25.532	
<b>8 Roberto MERHI</b> ESP EPSILON EUSKADI 2					5	1:53.727 <b>B</b>	37.746	45.168	30.813 <b>FY</b>	
1	7:15.932	6:00.074	50.357	25.501	6	3:05.594	1:43.168 <b>FY</b>	56.500	25.926	
2	1:45.756	36.509	44.280	24.967	7	1:47.212	37.057	45.056	25.099	
3	2:26.453 <b>B</b>	36.523 <b>FY</b>	1:06.441 <b>FY</b>	43.489	8	1:47.184	36.909	44.966	25.309	
<b>9 Carlos MUÑOZ</b> COL EPSILON EUSKADI 2					<b>25 Cesar RAMOS</b> BRA BVM MINARDI TEAM					
1	2:22.001	1:08.609	47.323	26.069	1	6:05.573	4:49.986	49.472	26.115	
2	1:48.203	37.294	45.464	25.445	2	1:45.847	36.637	44.201	25.009	
3	1:48.099	37.521	45.159	25.419	<b>26 Adrian QUAIFE-HOBBS</b> GBR BVM MINARDI TEAM					
4	1:57.226 <b>B</b>	37.079	45.063	35.084						



Computerised results and timing service

ROUND 2: SILVERSTONE  
EUROCUP FORMULA RENAULT 2.0  
QUALIFYING A

Chronological Analysis of Performances

B Crossing the finish line in pit lane  
S1 Time from finish line to 1st intermedia S2 Time from 1st intermediate to 2nd intermediate  
S3 Time from 2nd intermediate to finish line FY Full Yellow Flag

Lap	Lap Time	S1	S2	S3	Lap	Lap Time	S1	S2	S3
1	5:03.579	3:51.793	46.133	25.653	2	1:49.401	39.295	44.871	25.235 FY
2	1:47.808	37.378	45.257	25.173	3	2:22.462	43.657 FY	1:06.626 FY	32.179
3	1:46.570	36.572	44.668	25.330	4	1:46.340	36.671	44.558	25.111
4	2:37.901	43.731 FY	1:13.738 FY	40.432	5	1:45.962	36.649	44.277	25.036
5	1:59.623	48.237	45.934	25.452					
6	1:46.985	36.590	44.988	25.407					

**29** Siso CUNILL ESP  
JENZER MOTORSPORT

1	6:08.264	4:54.037	48.531	25.696
2	1:47.484	37.439	44.832	25.213
3	1:46.708	36.854	44.539 FY	25.315 FY
4	2:16.431	42.851 FY	54.394	39.186
5	1:47.311	37.289	44.716	25.306
6	1:46.873	36.774	44.815	25.284

**36** Richard SINGLETON GBR  
HITECH JUNIOR TEAM

1	5:08.424	3:47.440	53.946	27.038
2	1:51.478	39.599	46.329	25.550
3	1:47.223	37.104	44.609	25.510
4	2:12.280	36.935 FY	56.725 FY	38.620 FY
5	2:03.806	50.722	47.488	25.596
6	1:47.638	36.878	45.239	25.521
7	1:46.913	36.811	44.633	25.469

**37** Miki MONRAS ESP  
HITECH JUNIOR TEAM

1	5:44.254	4:21.485	53.658	29.111
2	1:54.387	42.254	46.500	25.633
3	1:48.582	37.381	45.491	25.710 FY
4	2:17.209	37.132 FY	1:07.420 FY	32.657
5	1:47.838	37.350	45.075	25.413
6	1:47.293	36.713	45.091	25.489

**38** Luciano BACHETA GBR  
HITECH JUNIOR RACING

1	2:54.809	1:41.356	47.645	25.808
2	1:47.933	37.400	45.057	25.476
3	1:49.963	37.718	46.640	25.605
4	1:47.725	37.224	45.004	25.497
5	1:54.905	37.991	50.309 FY	26.605 FY
6	1:57.004	40.223 FY	50.899	25.882
7	1:47.640	37.194	45.020	25.426
8	1:50.754	38.107	47.028	25.619

**41** Dean SMITH GBR  
FORTEC MOTORSPORT

1	7:28.336	6:06.645	53.782	27.909
---	----------	----------	--------	--------

**42** Daniel MCKENZIE GBR  
FORTEC MOTORSPORT

1	7:08.278	5:51.020	51.764	25.494
2	1:46.874	37.008	44.661	25.205
3	2:02.147	38.860 FY	49.206 FY	34.081 FY
4	1:53.497	42.872	45.316	25.309
5	1:46.849	36.673	44.878	25.298
6	1:46.620	36.616	44.741	25.263

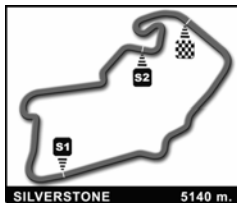
**43** Gabriel DIAS BRA  
FORTEC COMPETITION

1	7:31.482	6:16.086	48.550	26.846
2	1:49.836	39.502	44.829	25.505 FY
3	2:20.684	41.599 FY	1:06.812 FY	32.273
4	1:47.255	37.063	44.872	25.320
5	1:46.822	36.801	44.764	25.257

**78** Benajmin LARICHE FRA  
POLE SERVICES

1	6:53.547	5:40.372	47.611	25.564
2	1:47.187	37.098	44.696	25.393
3	2:14.180	40.002 FY	54.216 FY	39.962 FY
4	1:53.772	43.025	45.121	25.626
5	1:46.950	36.919	44.798	25.233
6	1:47.236	36.711	44.902	25.623





Computerised results and timing service

**ROUND 2: SILVERSTONE**  
**EURO CUP FORMULA RENAULT 2.0**  
**SUPERPOLE**  
**Final Classification**

Driver	Nation	ASN	Team	Time	Lap	Total	Gap	Kph
1 11 Valtteri BOTTAS	FIN	FIN	MOTOPARK ACADEMY	1:44.492	4	5	-	177.1
2 14 Andrea CALDARELLI	ITA	ITA	SG FORMULA	1:45.312	4	6	+0.820	175.7
3 6 Jean Eric VERGNE	FRA	FRA	SG DRIVERS PROJECT	1:45.316	4	6	+0.824	175.7
4 8 Roberto MERHI	ESP	ESP	EPSILON EUSKADI 2	1:45.331	7	9	+0.839	175.7
5 12 Daniel RICCIARDO	AUS	AUS	SG FORMULA	1:45.457	4	6	+0.965	175.5
6 27 Michele FACCIN	ITA	ITA	JENZER MOTORSPORT	1:45.558	5	6	+1.066	175.3
7 28 Pal VARHAUG	NOR	NOR	JENZER MOTORSPORT	1:45.789	5	6	+1.297	174.9
8 34 Mathieu ARZENO	FRA	FRA	EPSILON SPORT	1:45.806	5	9	+1.314	174.9
9 44 Alex MORGAN	GBR	GBR	FORTEC COMPETITION	1:45.809	8	9	+1.317	174.9
10 31 Himar ACOSTA	ESP	ESP	IQUICK	1:45.829	4	6	+1.337	174.8
11 10 Tobias HEGEWALD	GER	GER	MOTOPARK ACADEMY	1:45.855	8	9	+1.363	174.8
12 43 Gabriel DIAS	BRA	BRA	FORTEC COMPETITION	1:45.885	8	9	+1.393	174.8
13 17 Sergio CAMPANA	ITA	ITA	PREMA POWERTEAM	1:45.887	4	6	+1.395	174.8
14 7 Albert COSTA	ESP	ESP	EPSILON EUSKADI 2	1:45.893	5	6	+1.401	174.7
15 26 Adrian QUAIFE-HOBBS	GBR	GBR	BVM MINARDI TEAM	1:45.918	9	10	+1.426	174.7
16 42 Daniel MCKENZIE	GBR	GBR	FORTEC MOTORSPORT	1:45.970	7	7	+1.478	174.6
17 19 Adam KOUT	CZE	CZE	KRENEK MOTORSPORT	1:46.096	6	6	+1.604	174.4
18 29 Siso CUNILL	ESP	ESP	JENZER MOTORSPORT	1:46.143	6	6	+1.651	174.3
19 35 Stephane RICHELMI	MON	MON	EPSILON SPORT	1:46.215	4	9	+1.723	174.2
20 36 Richard SINGLETON	GBR	GBR	HITECH JUNIOR TEAM	1:46.494	8	9	+2.002	173.8
21 2 Pablo MONTILLA	ESP	ESP	EPSILON EUSKADI 1	1:47.167	2	8	+2.675	172.7
22 21 Nathanaël BERTHON	FRA	FRA	BOUTSEN ENERGY RACING	1:47.232	2	3	+2.740	172.6
23 23 Juan Pablo GARCÍA	MEX	MEX	TEAM MOTOPARK	1:47.661	8	9	+3.169	171.9

Max. qual. time: 1:54.941

41 Dean SMITH

GBR GBR FORTEC MOTORSPORT

<b>Fastest Lap</b>	Lap 4	Valtteri BOTTAS	1:44.492	177.1 Kph
<b>Circuit Record Lap</b>		NEW TRACK		Kph
<b>Circuit Best Lap</b>	07/06/2008	Valtteri BOTTAS	1:44.492	177.1 Kph

Car 21 Best lap time deleted caused full yellow. Decision Nr 3 : Car Nr 41 All Times Deleted Art. 19.16 S.R.

The results are provisional until the end of the limit for protest and appeals

The limit for protest expires 30' at the latest after publication of the results - Time: .....

<b>Stewards:</b>	<b>Timekeeper:</b>
------------------	--------------------



Computerised results and timing service

**ROUND 2: SILVERSTONE**  
**EUROCUP FORMULA RENAULT 2.0**  
**SUPERPOLE**  
**Final Classification by 2nd Fastest Lap**

Driver	Nation	ASN	Team	Time	Gap
1 11 <b>Valtteri BOTTAS</b>	FIN	FIN	MOTOPARK ACADEMY	<b>1:44.522</b>	-
2 14 <b>Andrea CALDARELLI</b>	ITA	ITA	SG FORMULA	<b>1:45.601</b>	+1.079
3 12 <b>Daniel RICCIARDO</b>	AUS	AUS	SG FORMULA	<b>1:45.618</b>	+1.096
4 27 <b>Michele FACCIN</b>	ITA	ITA	JENZER MOTORSPORT	<b>1:45.627</b>	+1.105
5 44 <b>Alex MORGAN</b>	GBR	GBR	FORTEC COMPETITION	<b>1:45.831</b>	+1.309
6 6 <b>Jean Eric VERGNE</b>	FRA	FRA	SG DRIVERS PROJECT	<b>1:45.888</b>	+1.366
7 10 <b>Tobias HEGEWALD</b>	GER	GER	MOTOPARK ACADEMY	<b>1:45.913</b>	+1.391
8 8 <b>Roberto MERHI</b>	ESP	ESP	EPSILON EUSKADI 2	<b>1:45.964</b>	+1.442
9 26 <b>Adrian QUAIFE-HOBBS</b>	GBR	GBR	BVM MINARDI TEAM	<b>1:45.966</b>	+1.444
10 43 <b>Gabriel DIAS</b>	BRA	BRA	FORTEC COMPETITION	<b>1:46.036</b>	+1.514
11 34 <b>Mathieu ARZENO</b>	FRA	FRA	EPSILON SPORT	<b>1:46.075</b>	+1.553
12 7 <b>Albert COSTA</b>	ESP	ESP	EPSILON EUSKADI 2	<b>1:46.080</b>	+1.558
13 31 <b>Himar ACOSTA</b>	ESP	ESP	IQUICK	<b>1:46.123</b>	+1.601
14 28 <b>Pal VARHAUG</b>	NOR	NOR	JENZER MOTORSPORT	<b>1:46.142</b>	+1.620
15 42 <b>Daniel MCKENZIE</b>	GBR	GBR	FORTEC MOTORSPORT	<b>1:46.201</b>	+1.679
16 29 <b>Siso CUNILL</b>	ESP	ESP	JENZER MOTORSPORT	<b>1:46.208</b>	+1.686
17 35 <b>Stephane RICHELMI</b>	MON	MON	EPSILON SPORT	<b>1:46.272</b>	+1.750
18 17 <b>Sergio CAMPANA</b>	ITA	ITA	PREMA POWERTEAM	<b>1:46.303</b>	+1.781
19 36 <b>Richard SINGLETON</b>	GBR	GBR	HITECH JUNIOR TEAM	<b>1:46.565</b>	+2.043
20 19 <b>Adam KOUT</b>	CZE	CZE	KRENEK MOTORSPORT	<b>1:46.590</b>	+2.068
21 2 <b>Pablo MONTILLA</b>	ESP	ESP	EPSILON EUSKADI 1	<b>1:47.809</b>	+3.287
22 23 <b>Juan Pablo GARCÍA</b>	MEX	MEX	TEAM MOTOPARK	<b>1:47.826</b>	+3.304
23 21 <b>Nathanaël BERTHON</b>	FRA	FRA	BOUSEN ENERGY RACING		

Max. qual. time: 1:54.941

24 41 **Dean SMITH**

GBR GBR FORTEC MOTORSPORT

<b>Fastest Lap</b>	Lap 4	Valtteri BOTTAS	<b>1:44.492</b>	177.1 Kph
<b>Circuit Record Lap</b>		NEW TRACK		Kph
<b>Circuit Best Lap</b>	07/06/2008	Valtteri BOTTAS	<b>1:44.492</b>	177.1 Kph

Car 21 Best lap time deleted caused full yellow. Decision Nr 3 : Car Nr 41 All Times Deleted Art. 19.16 S.R.

The results are provisional until the end of the limit for protest and appeals

The limit for protest expires 30' at the latest after publication of the results - Time: .....

<b>Stewards:</b>	<b>Timekeeper:</b>
------------------	--------------------

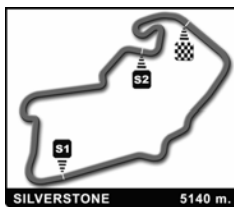


Computerised results and timing service

**ROUND 2: SILVERSTONE**  
**EUROCUP FORMULA RENAULT 2.0**  
**SUPERPOLE**  
**Best Partial Times**
**IT** Ideal Lap Time, sum of the best partial times

**BT** Best Lap Time

		<b>S1</b>		<b>S2</b>		<b>S3</b>				
Pos	Driver	Time	Driver	Time	Driver	Time	Pos	Driver	IT	BT
1	11 V.BOTTAS	35.843	11 V.BOTTAS	43.711	11 V.BOTTAS	24.690	1	V.BOTTAS	1'44.244	1:44.492 (1)
2	6 J.VERGNE	36.191	8 R.MERHI	44.052	14 A.CALDARELLI	24.796	2	D.SMITH	1'45.175	1:45.175 (2)
3	12 D.RICCIARDO	36.196	41 D.SMITH	44.056	41 D.SMITH	24.882	3	A.CALDARELLI	1'45.250	1:45.312 (3)
4	41 D.SMITH	36.237	27 M.FACCIN	44.065	29 S.CUNILL	24.913	4	R.MERHI	1'45.278	1:45.331 (5)
5	8 R.MERHI	36.247	17 S.CAMPANA	44.092	44 A.MORGAN	24.948	5	J.VERGNE	1'45.316	1:45.316 (4)
6	34 M.ARZENO	36.264	6 J.VERGNE	44.126	31 H.ACOSTA	24.964	6	M.FACCIN	1'45.334	1:45.558 (7)
7	27 M.FACCIN	36.281	10 T.HEGEWALD	44.139	8 R.MERHI	24.979	7	D.RICCIARDO	1'45.380	1:45.457 (6)
8	7 A.COSTA	36.291	28 P.VARHAUG	44.142	19 A.KOUT	24.983	8	T.HEGEWALD	1'45.528	1:45.855 (12)
9	14 A.CALDARELLI	36.305	14 A.CALDARELLI	44.149	27 M.FACCIN	24.988	9	M.ARZENO	1'45.586	1:45.806 (9)
10	26 A.QUAIFE-HOBBS	36.315	12 D.RICCIARDO	44.161	34 M.ARZENO	24.991	10	A.COSTA	1'45.665	1:45.893 (15)
11	10 T.HEGEWALD	36.391	7 A.COSTA	44.284	43 G.DIAS	24.998	11	P.VARHAUG	1'45.667	1:45.789 (8)
12	42 D.MCKENZIE	36.396	44 A.MORGAN	44.316	10 T.HEGEWALD	24.998	12	A.MORGAN	1'45.699	1:45.809 (10)
13	29 S.CUNILL	36.424	42 D.MCKENZIE	44.326	28 P.VARHAUG	24.998	13	S.CUNILL	1'45.797	1:46.143 (19)
14	43 G.DIAS	36.424	31 H.ACOSTA	44.327	6 J.VERGNE	24.999	14	A.QUAIFE-HOBBS	1'45.822	1:45.918 (16)
15	44 A.MORGAN	36.435	34 M.ARZENO	44.331	12 D.RICCIARDO	25.023	15	G.DIAS	1'45.825	1:45.885 (13)
16	35 S.RICHELMI	36.515	19 A.KOUT	44.389	35 S.RICHELMI	25.028	16	H.ACOSTA	1'45.829	1:45.829 (11)
17	28 P.VARHAUG	36.527	26 A.QUAIFE-HOBBS	44.390	17 S.CAMPANA	25.037	17	S.CAMPANA	1'45.835	1:45.887 (14)
18	31 H.ACOSTA	36.538	43 G.DIAS	44.403	7 A.COSTA	25.090	18	D.MCKENZIE	1'45.970	1:45.970 (17)
19	36 R.SINGLETON	36.626	35 S.RICHELMI	44.445	26 A.QUAIFE-HOBBS	25.117	19	S.RICHELMI	1'45.988	1:46.215 (20)
20	17 S.CAMPANA	36.706	29 S.CUNILL	44.460	21 N.BERTHON	25.229	20	A.KOUT	1'46.096	1:46.096 (18)
21	19 A.KOUT	36.724	36 R.SINGLETON	44.520	42 D.MCKENZIE	25.248	21	R.SINGLETON	1'46.437	1:46.494 (21)
22	21 N.BERTHON	36.799	23 J.GARCÍA	44.555	36 R.SINGLETON	25.291	22	N.BERTHON	1'46.867	1:47.232 (23)
23	23 J.GARCÍA	36.921	2 P.MONTILLA	44.786	2 P.MONTILLA	25.352	23	J.GARCÍA	1'46.964	1:47.661 (24)
24	2 P.MONTILLA	36.940	21 N.BERTHON	44.839	23 J.GARCÍA	25.488	24	P.MONTILLA	1'47.078	1:47.167 (22)



Computerised results and timing service

**ROUND 2: SILVERSTONE**  
**EUROCUP FORMULA RENAULT 2.0**  
**SUPERPOLE**  
**Fastest Laps Sequence**

Practice Time	Driver	Nation	Time	Kph	Driver's Lap
<b>3:56.354</b>	26 <b>Adrian QUAIFE-HOBBS</b>	GBR	<b>1:47.725</b>	171.8	2
<b>4:19.187</b>	43 <b>Gabriel DIAS</b>	BRA	<b>1:47.308</b>	172.4	2
<b>4:21.062</b>	8 <b>Roberto MERHI</b>	ESP	<b>1:46.674</b>	173.5	2
<b>6:11.757</b>	41 <b>Dean SMITH</b>	GBR	<b>1:46.432</b>	173.9	3
<b>10:07.720</b>	34 <b>Mathieu ARZENO</b>	FRA	<b>1:46.075</b>	174.4	4
<b>11:53.526</b>	34 <b>Mathieu ARZENO</b>	FRA	<b>1:45.806</b>	174.9	5
<b>16:59.040</b>	11 <b>Valtteri BOTTAS</b>	FIN	<b>1:44.522</b>	177.0	3
<b>18:43.532</b>	11 <b>Valtteri BOTTAS</b>	FIN	<b>1:44.492</b>	177.1	4



Computerised results and timing service

ROUND 2: SILVERSTONE  
EURO CUP FORMULA RENAULT 2.0  
SUPERPOLE

Chronological Analysis of Performances

B Crossing the finish line in pit lane  
S1 Time from finish line to 1st intermedia  
S2 Time from 1st intermediate to 2nd intermediate  
S3 Time from 2nd intermediate to finish line  
FY Full Yellow Flag

Lap	Lap Time	S1	S2	S3	Lap	Lap Time	S1	S2	S3				
<b>2 Pablo MONTILLA</b> ESP EPSILON EUSKADI 1					6	2:21.723	56.013	FY	58.911	26.799			
1	3:27.266	2:09.420	51.218	26.628	7	1:46.072	36.480	44.437	25.155				
2	1:47.167	37.029	44.786	25.352	8	1:45.855	36.528	44.329	24.998				
3	1:57.309	36.965	45.395	34.949	9	1:45.913	36.391	44.139	25.383				
4	1:48.216	37.125	45.131	25.960	<b>11 Valtteri BOTTAS</b> FIN MOTOPARK ACADEMY								
5	1:59.975B	41.895	45.913	32.167	1	12:24.966	...	1:08.592	25.150				
6	6:07.039	4:55.357	46.001	25.681	2	2:49.552	47.428	FY	1:36.372	25.752			
7	1:48.779	37.696	45.346	25.737	3	1:44.522	36.121	43.711	24.690				
8	1:47.809	36.940	44.897	25.972	4	1:44.492	35.843	43.847	24.802				
<b>6 Jean Eric VERGNE</b> FRA SG DRIVERS PROJECT					5	2:23.620B	43.879	56.250	43.491				
1	11:33.555	...	46.721	25.128	<b>12 Daniel RICCIARDO</b> AUS SG FORMULA								
2	2:08.244	36.237	49.914	FY	42.093	FY	...	50.235	25.611				
3	2:25.628	55.564	FY	1:04.858	25.206	2	2:11.611	36.196	54.011	FY	41.404	FY	
4	1:45.316	36.191	44.126	24.999	3	2:11.452	51.187	54.524	25.741				
5	1:45.888	36.450	44.288	25.150	4	1:45.457	36.273	44.161	25.023				
6	1:45.999	36.367	44.402	25.230	5	1:46.050	36.653	44.314	25.083				
<b>7 Albert COSTA</b> ESP EPSILON EUSKADI 2					6	1:45.618	36.216	44.340	25.062				
1	10:39.404	9:27.361	46.709	25.334	<b>14 Andrea CALDARELLI</b> ITA SG FORMULA								
2	1:46.080	36.520	44.378	25.182	1	11:48.814	...	50.098	25.325				
3	2:24.389	41.311	FY	59.925	FY	43.153	2	2:18.028	38.000	59.495	FY	40.533	FY
4	1:46.483	37.109	44.284	25.090	3	2:18.832	56.839	55.958	26.035				
5	1:45.893	36.291	44.483	25.119	4	1:45.312	36.367	44.149	24.796				
6	1:52.785	38.940	48.194	25.651	5	1:45.601	36.305	44.276	25.020				
<b>8 Roberto MERHI</b> ESP EPSILON EUSKADI 2					6	1:46.001	36.535	44.248	25.218				
1	2:34.388	1:21.378	46.051	26.959	<b>17 Sergio CAMPANA</b> ITA PREMA POWERTEAM								
2	1:46.674	36.837	44.550	25.287	1	11:37.596	...	46.509	25.562				
3	2:02.773B	36.474	44.380	41.919	2	2:24.977	37.652	1:06.650	FY	40.675	FY		
4	4:57.125	3:45.838	45.969	25.318	3	2:10.579	47.838	57.284	25.457				
5	1:45.989	36.247	44.114	FY	25.628	FY	4	1:45.887	36.758	44.092	25.037		
6	2:54.132	1:03.679	FY	1:24.832	25.621	5	1:46.303	36.706	44.306	25.291			
7	1:45.331	36.300	44.052	24.979	6	1:46.638	36.899	44.467	25.272				
8	1:45.964	36.540	44.374	25.050	<b>19 Adam KOUT</b> CZE KRENEK MOTORSPORT								
9	1:45.969	36.472	44.289	25.208	1	10:11.914	8:53.868	47.954	30.092				
<b>10 Tobias HEGEWALD</b> GER MOTOPARK ACADEMY					2	1:50.930	38.839	45.837	26.254				
1	2:29.033	1:11.632	50.540	26.861	3	2:22.465	36.676	FY	1:08.147	FY	37.642	FY	
2	1:48.008	37.423	44.944	25.641	4	2:09.713	46.790	56.086	26.837				
3	1:57.395B	36.914	45.015	35.466	5	1:46.590	36.797	44.701	25.092				
4	5:13.113	3:59.790	47.793	25.530	6	1:46.096	36.724	44.389	24.983				
5	2:09.215	36.476	52.795	FY	39.944	FY							



Computerised results and timing service

ROUND 2: SILVERSTONE  
EUROCUP FORMULA RENAULT 2.0  
SUPERPOLE

Chronological Analysis of Performances

B Crossing the finish line in pit lane  
S1 Time from finish line to 1st intermediate  
S2 Time from 1st intermediate to 2nd intermediate  
S3 Time from 2nd intermediate to finish line  
FY Full Yellow Flag

Lap	Lap Time	S1	S2	S3	Lap	Lap Time	S1	S2	S3
<b>21</b> Nathanaël BERTHON FRA BOUTSEN ENERGY RACING					<b>29</b> Siso CUNILL ESP JENZER MOTORSPORT				
1	7:31.953	6:17.323	48.967	25.663	1	11:16.998	...	49.382	26.056
2	1:47.232	36.963	44.943	25.326	2	1:46.188	36.645	44.410 FY	25.133 FY
3	1:46.867	36.799	44.839	25.229	3	2:51.765	57.098 FY	1:28.731	25.936
					4	1:46.224	36.851	44.460	24.913
					5	1:46.208	36.689	44.472	25.047
					6	1:46.143	36.424	44.522	25.197
<b>23</b> Juan Pablo GARCÍA MEX TEAM MOTOPARK					<b>31</b> Himar ACOSTA ESP IQUICK				
1	2:20.702	1:03.683	50.924	26.095	1	11:13.975	9:48.974	59.706	25.295
2	1:48.303	37.315	45.270	25.718	2	1:46.265	36.744	44.489 FY	25.032 FY
3	1:48.073	36.921	45.188	25.964	3	2:48.460	58.656 FY	1:24.054	25.750
4	1:48.609	37.310	45.183	26.116	4	1:45.829	36.538	44.327	24.964
5	1:54.576B	37.500	45.546	31.530	5	1:46.123	36.539	44.482	25.102
6	4:50.582	3:12.740 FY	59.186 FY	38.656 FY	6	2:15.749B	49.488	51.036	35.225
7	1:58.674	47.424	45.762	25.488					
8	1:47.661	37.605	44.555	25.501					
9	1:47.826	37.178	45.043	25.605					
<b>26</b> Adrian QUAIFE-HOBBS GBR BVM MINARDI TEAM					<b>34</b> Mathieu ARZENO FRA EPSILON SPORT				
1	2:08.629	56.712	46.209	25.708	1	2:25.001	1:12.271	46.712	26.018
2	1:47.725	37.245	44.923	25.557	2	1:56.120B	36.940	44.807	34.373
3	1:47.260	36.698	45.078	25.484	3	4:00.524	2:45.810	49.375	25.339
4	1:55.374B	36.783	45.087	33.504	4	1:46.075	36.674	44.331	25.070
5	3:12.155	2:01.711	45.204	25.240	5	1:45.806	36.264	44.551	24.991
6	1:46.130	36.548	44.475	25.107 FY	6	2:21.246	36.272 FY	1:03.221 FY	41.753 FY
7	2:53.077	53.625 FY	1:34.021	25.431	7	2:07.598	49.510	51.748	26.340
8	1:46.439	36.770	44.538	25.131	8	1:57.011	36.436	55.376	25.199
9	1:45.918	36.411	44.390	25.117	9	1:46.423	36.658	44.488	25.277
10	1:45.966	36.315	44.524	25.127					
<b>27</b> Michele FACCIN ITA JENZER MOTORSPORT					<b>35</b> Stephane RICHELMI MON EPSILON SPORT				
1	11:04.725	9:43.144	53.264	28.317	1	2:35.726	1:22.616	46.227	26.883
2	1:46.059	36.936	44.270	24.853 FY	2	1:56.676B	37.865	45.242	33.569
3	2:56.003	45.761 FY	1:43.212	27.030	3	4:24.041	3:12.804	46.081	25.156
4	1:45.627	36.574	44.065	24.988	4	1:46.215	36.599	44.578	25.038
5	1:45.558	36.281	44.218	25.059	5	1:46.262	36.515	44.589	25.158 FY
6	1:45.697	36.429	44.190	25.078	6	2:46.880	44.671 FY	1:36.176	26.033
					7	1:46.272	36.799	44.445	25.028
					8	1:46.987	36.835	44.859	25.293
					9	1:47.288	37.103	44.721	25.464
<b>28</b> Pal VARHAUG NOR JENZER MOTORSPORT					<b>36</b> Richard SINGLETON GBR HITECH JUNIOR TEAM				
1	10:58.959	9:37.887	52.135	28.937	1	3:11.170	1:54.867	50.406	25.897
2	1:47.032	37.274	44.623	25.135 FY	2	1:48.103	37.213	44.926	25.964
3	2:47.743	48.501 FY	1:33.304	25.938	3	1:57.451B	37.176	45.086	35.189
4	1:46.142	36.818	44.326	24.998	4	3:22.396	2:03.975	51.296	27.125
5	1:45.789	36.527	44.142	25.120					
6	1:46.841	36.769	44.574	25.498					



Computerised results and timing service

ROUND 2: SILVERSTONE  
EUROCUP FORMULA RENAULT 2.0  
SUPERPOLE

Chronological Analysis of Performances

					B Crossing the finish line in pit lane		S2 Time from 1st intermediate to 2nd intermediate			
					S1 Time from finish line to 1st intermedia		S3 Time from 2nd intermediate to finish line		FY Full Yellow Flag	
Lap	Lap Time	S1	S2	S3	Lap	Lap Time	S1	S2	S3	
5	1:52.137	39.519	47.101	25.517	7	1:45.831	36.435	44.384	25.012	
6	2:17.268	39.885	FY 59.863	FY 37.520	8	1:45.809	36.468	44.393	24.948	
7	2:04.948	47.605	50.552	26.791	9	1:45.951	36.484	44.316	25.151	
8	1:46.494	36.660	44.520	25.314						
9	1:46.565	36.626	44.648	25.291						

**41** Dean SMITH GBR  
FORTEC MOTORSPORT

1	2:38.252	1:23.631	47.970	26.651	
2	1:47.073	37.172	44.501	25.400	
3	1:46.432	36.627	44.411	25.394	
4	1:56.566B	36.734	44.606	35.226	
5	3:51.780	2:33.820	51.994	25.966	
6	2:21.889	36.464	FY 1:09.288	FY 36.137	FY
7	1:56.333	44.807	45.989	25.537	
8	1:45.175	36.237	44.056	24.882	
9	1:46.106	36.431	44.396	25.279	
10	1:46.332	36.588	44.495	25.249	

**42** Daniel MCKENZIE GBR  
FORTEC MOTORSPORT

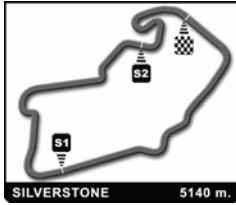
1	2:26.161	1:13.902	46.529	25.730	
2	1:48.117	37.485	45.110	25.522	
3	1:55.643B	37.906	45.156	32.581	
4	8:23.182	6:51.160	FY 53.081	FY 38.941	FY
5	1:55.266	43.919	45.349	25.998	
6	1:46.201	36.571	44.365	25.265	
7	1:45.970	36.396	44.326	25.248	

**43** Gabriel DIAS BRA  
FORTEC COMPETITION

1	2:31.879	1:16.681	49.277	25.921	
2	1:47.308	37.192	44.816	25.300	
3	1:57.562B	37.535	44.951	35.076	
4	4:54.964	3:40.350	48.841	25.773	
5	1:47.172	36.890	44.401	FY 25.881	FY
6	2:41.729	47.168	FY 1:26.547	28.014	
7	1:46.237	36.655	44.470	25.112	
8	1:45.885	36.461	44.426	24.998	
9	1:46.036	36.424	44.403	25.209	

**44** Alex MORGAN GBR  
FORTEC COMPETITION

1	2:39.787	1:24.953	47.837	26.997	
2	1:47.655	37.131	45.010	25.514	
3	1:59.462B	37.210	45.953	36.299	
4	4:33.586	3:01.528	1:02.837	29.221	
5	1:46.613	36.999	44.527	25.087	FY
6	2:48.693	48.408	FY 1:34.452	25.833	



Computerised results and timing service

**ROUND 2: SILVERSTONE**  
**EURO CUP FORMULA RENAULT 2.0**  
**RACE 1**  
**Final Classification**

Driver	Nation	ASN	Team	Laps	Total Time	Gap	Kph	Best Lap		
								Lap	Time	Kph
1 (16) 11 <b>Valtteri BOTTAS</b>	FIN	FIN	MOTOPARK ACADEMY	15	<b>27:03.617</b>	-	171.0	3	<b>1:47.311</b>	172.4
2 (12) 14 <b>Andrea CALDARELLI</b>	ITA	ITA	SG FORMULA	J 15	<b>27:16.291</b>	+12.674	169.6	2	<b>1:47.877</b>	171.5
3 (10) 8 <b>Roberto MERHI</b>	ESP	ESP	EPSILON EUSKADI 2	J 15	<b>27:18.056</b>	+14.439	169.4	3	<b>1:47.885</b>	171.5
4 (8) 12 <b>Daniel RICCIARDO</b>	AUS	AUS	SG FORMULA	15	<b>27:18.250</b>	+14.633	169.4	3	<b>1:47.820</b>	171.6
5 (6) 34 <b>Mathieu ARZENO</b>	FRA	FRA	EPSILON SPORT	15	<b>27:18.682</b>	+15.065	169.4	4	<b>1:47.205</b>	172.6
6 (5) 27 <b>Michele FACCIN</b>	ITA	ITA	JENZER MOTORSPORT	J 15	<b>27:20.972</b>	+17.355	169.1	4	<b>1:47.874</b>	171.5
7 (4) 44 <b>Alex MORGAN</b>	GBR	GBR	FORTEC COMPETITION	15	<b>27:23.992</b>	+20.375	168.8	4	<b>1:48.122</b>	171.1
8 (3) 7 <b>Albert COSTA</b>	ESP	ESP	EPSILON EUSKADI 2	15	<b>27:25.322</b>	+21.705	168.7	4	<b>1:48.009</b>	171.3
9 (2) 43 <b>Gabriel DIAS</b>	BRA	BRA	FORTEC COMPETITION	J 15	<b>27:26.441</b>	+22.824	168.6	2	<b>1:48.452</b>	170.6
10 (1) 10 <b>Tobias HEGEWALD</b>	GER	GER	MOTOPARK ACADEMY	15	<b>27:27.494</b>	+23.877	168.5	4	<b>1:48.197</b>	171.0
11 26 <b>Adrian QUAIFE-HOBBS</b>	GBR	GBR	BVM MINARDI TEAM	J 15	<b>27:29.563</b>	+25.946	168.3	6	<b>1:48.076</b>	171.2
12 29 <b>Siso CUNILL</b>	ESP	ESP	JENZER MOTORSPORT	15	<b>27:34.985</b>	+31.368	167.7	4	<b>1:48.157</b>	171.1
13 28 <b>Pal VARHAUG</b>	NOR	NOR	JENZER MOTORSPORT	J 15	<b>27:35.435</b>	+31.818	167.7	2	<b>1:48.371</b>	170.7
14 24 <b>Daniel ZAMPIERI</b>	ITA	ITA	BVM MINARDI TEAM	J 15	<b>27:38.192</b>	+34.575	167.4	4	<b>1:48.473</b>	170.6
15 31 <b>Himar ACOSTA</b>	ESP	ESP	IQUICK	J 15	<b>27:39.482</b>	+35.865	167.3	2	<b>1:48.515</b>	170.5
16 5 <b>Anton NEBILITSKYI</b>	RUS	RUS	SG DRIVERS PROJECT	15	<b>27:40.974</b>	+37.357	167.1	2	<b>1:49.223</b>	169.4
17 4 <b>Ramez AZZAM</b>	CAN	DUB	SG DRIVERS PROJECT	J 15	<b>27:41.924</b>	+38.307	167.0	4	<b>1:48.506</b>	170.5
18 41 <b>Dean SMITH</b>	GBR	GBR	FORTEC MOTORSPORT	15	<b>27:42.051</b>	+38.434	167.0	10	<b>1:48.529</b>	170.5
19 42 <b>Daniel MCKENZIE</b>	GBR	GBR	FORTEC MOTORSPORT	15	<b>27:44.888</b>	+41.271	166.7	9	<b>1:49.202</b>	169.4
20 3 <b>Richard CAMPOLLO</b>	DOM	DOM	EPSILON EUSKADI 1	15	<b>27:49.118</b>	+45.501	166.3	10	<b>1:49.027</b>	169.7
21 17 <b>Sergio CAMPANA</b>	ITA	ITA	PREMA POWERTEAM	15	<b>27:49.777</b>	+46.160	166.2	2	<b>1:49.017</b>	169.7
22 19 <b>Adam KOUT</b>	CZE	CZE	KRENEK MOTORSPORT	J 15	<b>27:49.921</b>	+46.304	166.2	8	<b>1:49.013</b>	169.7
23 36 <b>Richard SINGLETON</b>	GBR	GBR	HITECH JUNIOR TEAM	15	<b>27:50.204</b>	+46.587	166.2	11	<b>1:49.442</b>	169.1
24 25 <b>Cesar RAMOS</b>	BRA	BRA	BVM MINARDI TEAM	J 15	<b>27:50.454</b>	+46.837	166.2	5	<b>1:48.585</b>	170.4
25 22 <b>Kuba GIERMAZIAK</b>	POL	POL	TEAM MOTOPARK	J 15	<b>27:52.509</b>	+48.892	166.0	15	<b>1:48.982</b>	169.8
26 78 <b>Benjamin LARICHE</b>	FRA	FRA	POLE SERVICES	15	<b>27:53.999</b>	+50.382	165.8	3	<b>1:48.348</b>	170.8
27 21 <b>Nathanaël BERTHON</b>	FRA	FRA	BOUTSEN ENERGY RACING	15	<b>27:54.621</b>	+51.004	165.7	6	<b>1:49.325</b>	169.3
28 45 <b>Nicolas MARROC</b>	FRA	FRA	TCS RACING	15	<b>27:54.977</b>	+51.360	165.7	9	<b>1:49.016</b>	169.7
29 9 <b>Carlos MUÑOZ</b>	COL	ESP	EPSILON EUSKADI 2	15	<b>27:57.374</b>	+53.757	165.5	4	<b>1:49.993</b>	168.2
30 37 <b>Miki MONRAS</b>	ESP	ESP	HITECH JUNIOR TEAM	J 15	<b>27:58.870</b>	+55.253	165.3	6	<b>1:49.432</b>	169.1
31 18 <b>Patrick REITERER</b>	ITA	ITA	PREMA POWERTEAM	J 15	<b>27:59.135</b>	+55.518	165.3	8	<b>1:49.664</b>	168.7
32 2 <b>Pablo MONTILLA</b>	ESP	ESP	EPSILON EUSKADI 1	15	<b>27:59.790</b>	+56.173	165.2	5	<b>1:49.027</b>	169.7
33 30 <b>Miguel OTEGUI</b>	ESP	ESP	IQUICK	J 15	<b>28:00.230</b>	+56.613	165.2	5	<b>1:49.179</b>	169.5
34 39 <b>Juan JACOBO</b>	COL	COL	HITECH JUNIOR RACING	J 15	<b>28:02.367</b>	+58.750	165.0	6	<b>1:49.651</b>	168.8
35 38 <b>Luciano BACHETA</b>	GBR	GBR	HITECH JUNIOR RACING	J 15	<b>28:02.635</b>	+59.018	165.0	5	<b>1:49.590</b>	168.8
36 23 <b>Juan Pablo GARCÍA</b>	MEX	MEX	TEAM MOTOPARK	15	<b>28:06.551</b>	+1:02.934	164.6	8	<b>1:49.476</b>	169.0
37 1 <b>Jake ROSENZWEIG</b>	USA	USA	EPSILON EUSKADI 1	15	<b>28:18.567</b>	+1:14.950	163.4	6	<b>1:49.075</b>	169.6
38 6 <b>Jean Eric VERGNE</b>	FRA	FRA	SG DRIVERS PROJECT	J 14	<b>26:44.146</b>	1 Lap	161.5	11	<b>1:48.940</b>	169.9
39 35 <b>Stephane RICHELMI</b>	MON	MON	EPSILON SPORT	J 14	<b>26:46.336</b>	1 Lap	161.3	10	<b>1:49.131</b>	169.6
40 32 <b>Marcelo CONCHADO</b>	ESP	ESP	AMITER GALUPPO SPORT	14	<b>27:05.498</b>	1 Lap	159.4	7	<b>1:51.298</b>	166.3
41 40 <b>Dino BUTORAC</b>	CRO	CRO	RB RACING TEAM	14	<b>27:28.568</b>	1 Lap	157.1	8	<b>1:51.433</b>	166.1

Not classified:

15 <b>Nelson LUKES</b>	FRA	FRA	SG FORMULA	4	<b>8:23.303</b>			3	<b>1:47.809</b>	171.6
------------------------	-----	-----	------------	---	-----------------	--	--	---	-----------------	-------

<b>Pole Position</b>		V. BOTTAS	<b>1:44.492</b>	
<b>Fastest Lap</b>	Lap 4	Mathieu ARZENO	<b>1:47.205</b>	172.6 Kph
<b>Circuit Record Lap</b>	07/06/2008	Mathieu ARZENO	<b>1:47.205</b>	172.6 Kph
<b>Circuit Best Lap</b>	07/06/2008	Valtteri BOTTAS	<b>1:44.492</b>	177.1 Kph

The results are provisional until the end of the limit for protest and appeals  
The limit for protest expires 30' at the latest after publication of the results - Time: .....

<b>Stewards:</b>	<b>Timekeeper:</b>
------------------	--------------------





Computerised results and timing service

**ROUND 2: SILVERSTONE**  
**EUROCUP FORMULA RENAULT 2.0**  
**After RACE 1**  
**Drivers Championship Standings**

Drivers	Nation	Points	BEL	GBR	HUN	GER	FRA	POR	ESP
1 Daniel RICCIARDO	AUS	31	15 8	8 -					
2 Valtteri BOTTAS	FIN	27	10 - 1	15 - 1					
3 Andrea CALDARELLI	ITA J	24	12 -	12 -					
4 Daniel ZAMPIERI	ITA J	18	8 10	- -					
5 Cesar RAMOS	BRA J	17	5 12	- -					
6 Paul MEIJER	NED	15	- 15	- -					
7 Roberto MERHI	ESP J	14	4 -	10 -					
8 Michele FACCIN	ITA J	11	3 3	5 -					
9 Albert COSTA	ESP	9	6 -	3 -					
10 Mathieu ARZENO	FRA	8	2 -	6 -					
11 Tobias HEGEWALD	GER	7	- 6	1 -					
12 Siso CUNILL	ESP	5	- 5	- -					
13 Pal VARHAUG	NOR J	4	- 4	- -					
14 Alex MORGAN	GBR	4	- -	4 -					
15 Antonio Felix DA COSTA	POR J	2	- 2	- -					
16 Gabriel DIAS	BRA J	2	- -	2 -					
17 Jean Eric VERGNE	FRA J	1	1 -	- -					
18 Tristan VAUTIER	FRA	1	- 1	- -					

**RENAULT SPORT**



Computerised results and timing service

**ROUND 2: SILVERSTONE**  
**EURO CUP FORMULA RENAULT 2.0**  
After the RACE 1  
**Teams Championship Standings**

Teams	Points	BEL	GBR	HUN	GER	FRA	POR	ESP
1 SG FORMULA	<b>55</b>	27 8	20 -					
2 MOTOPARK ACADEMY	<b>34</b>	10 6 1	16 - 1					
3 EPSILON EUSKADI 2	<b>23</b>	10 -	13 -					
4 BVM MINARDI TEAM	<b>17</b>	5 12	- -					
5 MP MOTORSPORT	<b>15</b>	- 15	- -					
6 JENZER MOTORSPORT	<b>15</b>	3 7	5 -					
7 EPSILON SPORT	<b>9</b>	2 1	6 -					
8 FORTEC COMPETITION	<b>6</b>	- -	6 -					
9 SG DRIVERS PROJECT	<b>1</b>	1 -	- -					



Computerised results and timing service

## ROUND 2: SILVERSTONE

### EURO CUP FORMULA RENAULT 2.0

#### RACE 1

#### Lap Chart

Driver	Pos	Lap	Grid	1	2	3	4	5	6	7	8	9	10	11	12	13	14	15
		(11) V. BOTTAS	1	11	11	11	11	11	11	11	11	11	11	11	11	11	11	11
(14) A. CALDARELLI	2	14	14	14	14	14	14	14	14	14	14	14	14	14	14	14	14	14
( 6) J. VERGNE	3	6	8	8	8	8	8	8	8	8	8	8	8	8	8	8	8	8
( 8) R. MERHI	4	8	12	12	12	12	12	12	12	12	12	12	12	12	12	12	12	12
(12) D. RICCIARDO	5	12	27	27	34	34	34	34	34	34	34	34	34	34	34	34	34	34
(27) M. FACCIN	6	27	34	34	27	27	27	27	27	27	27	27	27	27	27	27	27	27
(28) P. VARHAUG	7	28	44	44	44	44	44	44	44	44	44	44	44	44	44	44	44	44
(34) M. ARZENO	8	34	28	28	7	7	7	7	7	7	7	7	7	7	7	7	7	7
(44) A. MORGAN	9	44	10	10	43	43	43	43	43	43	43	43	43	43	43	43	43	43
(31) H. ACOSTA	10	31	43	43	10	10	10	10	10	10	10	10	10	10	10	10	10	10
(10) T. HEGEWALD	11	10	7	7	29	29	29	29	29	29	29	29	29	29	29	29	29	29
(43) G. DIAS	12	43	17	17	17	17	26	26	26	29	29	29	29	29	29	29	29	29
(17) S. CAMPANA	13	17	31	31	26	26	17	17	28	28	28	28	28	28	28	28	28	28
( 7) A. COSTA	14	7	42	29	31	28	28	28	17	17	17	31	31	31	31	31	31	24
(26) A. QUAIFFE-HOBBS	15	26	29	26	28	31	31	31	31	31	31	17	24	24	24	24	24	31
(42) D. MCKENZIE	16	42	26	42	5	5	5	5	5	5	5	5	5	5	5	5	5	5
(19) A. KOUT	17	19	23	23	5	42	78	78	78	78	24	24	17	4	4	4	4	4
(29) S. CUNILL	18	29	36	5	78	78	24	24	24	24	78	78	78	17	41	41	41	41
(35) S. RICHELMI	19	35	5	36	23	23	42	42	4	4	4	4	4	78	17	42	42	42
(36) R. SINGLETON	20	36	78	78	24	24	4	4	42	42	42	42	41	41	42	17	3	3
( 2) P. MONTILLA	21	2	19	19	21	4	21	21	21	21	41	41	42	42	19	19	17	17
(21) N. BERTHON	22	21	21	21	4	21	35	35	41	41	35	35	35	35	3	3	19	19
(23) J. GARCÍA	23	23	35	24	36	36	36	41	35	35	3	3	3	3	35	36	36	36
(78) B. LARICHE	24	78	24	4	35	35	41	36	36	3	19	19	19	19	6	25	25	25
( 5) . NEBILITSKYI	25	5	4	35	3	3	3	3	3	36	6	6	6	6	78	78	22	22
( 3) R. CAMPOLLO	26	3	37	37	37	41	37	37	19	19	36	36	36	36	36	22	78	78
( 4) R. AZZAM	27	4	3	3	1	37	19	19	6	6	21	21	21	21	21	21	21	21
(18) P. REITERER	28	18	18	1	41	19	18	6	37	37	37	37	37	37	45	25	45	45
(22) K. GIERMAZIAK	29	22	1	18	19	18	6	18	18	18	22	22	22	25	45	9	9	9
( 9) C. MUÑOZ	30	9	9	41	18	9	9	22	22	22	18	45	45	22	22	37	37	37
(24) D. ZAMPIERI	31	24	22	9	9	6	22	9	9	45	45	25	25	37	9	18	18	18
(15) N. LUKES	32	15	25	6	6	22	45	45	45	9	25	18	18	9	37	2	2	2
(45) N. MARROC	33	45	45	22	22	45	30	30	30	25	9	9	9	30	30	30	30	30
(37) M. MONRAS	34	37	41	45	45	30	2	2	2	30	30	30	30	18	18	39	39	39
( 1) J. ROSENZWEIG	35	1	30	30	30	2	1	1	25	2	1	1	2	2	2	38	38	38
(38) L. BACHETA	36	38	40	2	2	1	25	25	1	1	2	2	39	39	39	23	23	23
(39) J. JACOBO	37	39	6	39	39	25	38	38	38	38	38	39	38	38	38	1	1	1
(25) C. RAMOS	38	25	39	38	38	38	39	39	39	39	39	38	23	23	23	6	6	6
(30) M. OTEGUI	39	30	2	25	25	39	23	23	23	23	23	23	1	1	1	35	35	35
(32) M. CONCHADO	40	32	32	15	15	32	32	32	32	32	32	32	32	32	32	32	32	32
(40) D. BUTORAC	41	40	38	32	32	40	40	40	40	40	40	40	40	40	40	40	40	40
(41) D. SMITH	42	41	15	40	40	15												



Computerised results and timing service

## ROUND 2: SILVERSTONE

### EUROCUP FORMULA RENAULT 2.0

#### RACE 1

#### Best Partial Times

IT Ideal Lap Time, sum of the best partial times

BT Best Lap Time

		S1		S2		S3				IT	BT	
Pos	Driver	Time	Driver	Time	Driver	Time	Pos	Driver				
1	11 V.BOTTAS	36.752	34 M.ARZENO	44.861	34 M.ARZENO	25.414	1	V.BOTTAS		1'47.110	1:47.311	(1)
2	12 D.RICCIARDO	36.904	11 V.BOTTAS	44.942	11 V.BOTTAS	25.416	2	M.ARZENO		1'47.205	1:47.205	(5)
3	8 R.MERHI	36.907	27 M.FACCIN	44.973	27 M.FACCIN	25.552	3	R.MERHI		1'47.562	1:47.885	(3)
4	34 M.ARZENO	36.930	25 C.RAMOS	45.022	7 A.COSTA	25.568	4	D.RICCIARDO		1'47.588	1:47.820	(4)
5	78 B.LARICHE	37.052	8 R.MERHI	45.036	25 C.RAMOS	25.580	5	A.CALDARELLI		1'47.706	1:47.877	(2)
6	10 T.HEGEWALD	37.068	12 D.RICCIARDO	45.040	14 A.CALDARELLI	25.586	6	M.FACCIN		1'47.786	1:47.874	(6)
7	14 A.CALDARELLI	37.071	14 A.CALDARELLI	45.049	28 P.VARHAUG	25.589	7	N.LUKES		1'47.809	1:47.809	(42)
8	15 N.LUKES	37.086	7 A.COSTA	45.063	15 N.LUKES	25.606	8	A.COSTA		1'47.824	1:48.009	(8)
9	24 D.ZAMPIERI	37.128	10 T.HEGEWALD	45.080	8 R.MERHI	25.619	9	C.RAMOS		1'47.853	1:48.585	(24)
10	26 A.QUAIFE-HOBBS	37.134	4 R.AZZAM	45.115	26 A.QUAIFE-HOBBS	25.638	10	A.QUAIFE-HOBBS		1'47.922	1:48.076	(11)
11	44 A.MORGAN	37.164	15 N.LUKES	45.117	44 A.MORGAN	25.639	11	T.HEGEWALD		1'47.959	1:48.197	(10)
12	7 A.COSTA	37.193	26 A.QUAIFE-HOBBS	45.150	24 D.ZAMPIERI	25.642	12	D.ZAMPIERI		1'47.962	1:48.473	(14)
13	41 D.SMITH	37.197	31 H.ACOSTA	45.153	12 D.RICCIARDO	25.644	13	A.MORGAN		1'47.995	1:48.122	(7)
14	29 S.CUNILL	37.203	44 A.MORGAN	45.192	43 G.DIAS	25.653	14	S.CUNILL		1'48.157	1:48.157	(12)
15	25 C.RAMOS	37.251	24 D.ZAMPIERI	45.192	31 H.ACOSTA	25.670	15	D.SMITH		1'48.170	1:48.529	(18)
16	35 S.RICHELM	37.260	41 D.SMITH	45.223	29 S.CUNILL	25.706	16	H.ACOSTA		1'48.200	1:48.515	(15)
17	27 M.FACCIN	37.261	22 K.GIERMAZIAK	45.241	22 K.GIERMAZIAK	25.710	17	G.DIAS		1'48.286	1:48.452	(9)
18	6 J.VERGNE	37.278	5 .NEBILITSKYI	45.243	45 N.MARROC	25.737	18	R.AZZAM		1'48.322	1:48.506	(17)
19	2 P.MONTILLA	37.307	29 S.CUNILL	45.248	41 D.SMITH	25.750	19	B.LARICHE		1'48.329	1:48.348	(26)
20	43 G.DIAS	37.327	43 G.DIAS	45.306	17 S.CAMPANA	25.758	20	P.VARHAUG		1'48.371	1:48.371	(13)
21	4 R.AZZAM	37.337	35 S.RICHELM	45.351	78 B.LARICHE	25.763	21	K.GIERMAZIAK		1'48.486	1:48.982	(25)
22	45 N.MARROC	37.363	28 P.VARHAUG	45.389	36 R.SINGLETON	25.786	22	S.RICHELM		1'48.505	1:49.131	(39)
23	31 H.ACOSTA	37.377	2 P.MONTILLA	45.413	1 J.ROSENZWEIG	25.796	23	N.MARROC		1'48.515	1:49.016	(28)
24	28 P.VARHAUG	37.393	6 J.VERGNE	45.413	10 T.HEGEWALD	25.811	24	J.VERGNE		1'48.618	1:48.940	(38)
25	21 N.BERTHON	37.441	45 N.MARROC	45.415	19 A.KOUT	25.813	25	.NEBILITSKYI		1'48.634	1:49.223	(16)
26	42 D.MCKENZIE	37.461	1 J.ROSENZWEIG	45.416	3 R.CAMPOLLO	25.847	26	S.CAMPANA		1'48.768	1:49.017	(21)
27	3 R.CAMPOLLO	37.469	17 S.CAMPANA	45.442	38 L.BACHETA	25.863	27	P.MONTILLA		1'48.788	1:49.027	(32)
28	5 .NEBILITSKYI	37.475	30 M.OTEGUI	45.459	4 R.AZZAM	25.870	28	R.CAMPOLLO		1'48.820	1:49.027	(20)
29	19 A.KOUT	37.500	3 R.CAMPOLLO	45.504	23 J.GARCÍA	25.871	29	R.SINGLETON		1'48.863	1:49.442	(23)
30	22 K.GIERMAZIAK	37.535	36 R.SINGLETON	45.509	42 D.MCKENZIE	25.879	30	A.KOUT		1'48.909	1:49.013	(22)
31	17 S.CAMPANA	37.568	78 B.LARICHE	45.514	21 N.BERTHON	25.882	31	N.BERTHON		1'48.967	1:49.325	(27)
32	36 R.SINGLETON	37.568	23 J.GARCÍA	45.545	18 P.REITERER	25.890	32	D.MCKENZIE		1'48.970	1:49.202	(19)
33	37 M.MONRAS	37.577	38 L.BACHETA	45.549	37 M.MONRAS	25.893	33	J.ROSENZWEIG		1'48.984	1:49.075	(37)
34	30 M.OTEGUI	37.647	19 A.KOUT	45.596	35 S.RICHELM	25.894	34	M.OTEGUI		1'49.038	1:49.179	(33)
35	23 J.GARCÍA	37.764	42 D.MCKENZIE	45.630	5 .NEBILITSKYI	25.916	35	M.MONRAS		1'49.149	1:49.432	(30)
36	1 J.ROSENZWEIG	37.772	21 N.BERTHON	45.644	6 J.VERGNE	25.927	36	J.GARCÍA		1'49.180	1:49.476	(36)
37	39 J.JACOBO	37.838	9 C.MUÑOZ	45.653	30 M.OTEGUI	25.932	37	L.BACHETA		1'49.275	1:49.590	(35)
38	38 L.BACHETA	37.863	39 J.JACOBO	45.677	39 J.JACOBO	26.057	38	P.REITERER		1'49.479	1:49.664	(31)
39	18 P.REITERER	37.887	37 M.MONRAS	45.679	9 C.MUÑOZ	26.059	39	J.JACOBO		1'49.572	1:49.651	(34)
40	9 C.MUÑOZ	37.945	18 P.REITERER	45.702	2 P.MONTILLA	26.068	40	C.MUÑOZ		1'49.657	1:49.993	(29)
41	40 D.BUTORAC	38.224	32 M.CONCHADO	46.098	32 M.CONCHADO	26.441	41	M.CONCHADO		1'50.912	1:51.298	(40)
42	32 M.CONCHADO	38.373	40 D.BUTORAC	46.328	40 D.BUTORAC	26.513	42	D.BUTORAC		1'51.065	1:51.433	(41)



Computerised results and timing service

**ROUND 2: SILVERSTONE**  
**EUROCUP FORMULA RENAULT 2.0**  
**RACE 1**  
**Fastest Laps Sequence**

Practice Time	Driver	Nation	Time	Kph	Driver's Lap
<b>3:41.064</b>	11 <b>Valtteri BOTTAS</b>	FIN	<b>1:47.560</b>	172.0	2
<b>5:28.375</b>	11 <b>Valtteri BOTTAS</b>	FIN	<b>1:47.311</b>	172.4	3
<b>7:22.085</b>	34 <b>Mathieu ARZENO</b>	FRA	<b>1:47.205</b>	172.6	4



Computerised results and timing service

**ROUND 2: SILVERSTONE**  
**EUROCUP FORMULA RENAULT 2.0**  
**After the RACE 1**  
**Drivers Performance**

NC Not classified EX Excluded NS Not Started

Drivers	Nation	Points	BEL	GBR	HUN	GER	FRA	POR	ESP
1 Daniel RICCIARDO	AUS	31	2-1	2-4	5-4	3			
2 Valtteri BOTTAS	FIN	27	1-3	1-27	1-1	1			
3 Andrea CALDARELLI	ITA	24	3-2	3-NC	2-2	2			
4 Daniel ZAMPIERI	ITA	18	13-4	13-3	31-14	31			
5 Cesar RAMOS	BRA	17	8-6	12-2	38-24	38			
6 Paul MEIJER	NED	15	11-NC	9-1					
7 Roberto MERHI	ESP	14	4-7	4-NC	4-3	8			
8 Michele FACCIN	ITA	11	6-8	6-8	6-6	4			
9 Albert COSTA	ESP	9	5-5	5-NC	14-8	12			
10 Mathieu ARZENO	FRA	8	12-9	10-NC	8-5	11			
11 Tobias HEGEWALD	GER	7	20-11	23-5	11-10	7			
12 Siso CUNILL	ESP	5	14-NC	15-6	18-12	16			
13 Pal VARHAUG	NOR	4	9-14	11-7	7-13	14			
14 Alex MORGAN	GBR	4	22-13	20-NC	9-7	5			
15 Antonio Felix DA COSTA	POR	2	26-16	26-9					
16 Gabriel DIAS	BRA	2	39-36	38-23	12-9	10			
17 Jean Eric VERGNE	FRA	1	7-10	7-24	3-38	6			
18 Tristan VAUTIER	FRA	1	24-25	22-10					
Jake ROSENZWEIG	USA		19-18	21-NC	35-37	35			
Pablo MONTILLA	ESP		30-37	30-NC	21-32	21			
Richard CAMPOLLO	DOM		16-42	14-29	26-20	26			
Ramez AZZAM	CAN		18-32	18-15	27-17	27			
Anton NEBILITSKYI	RUS		33-24	33-NC	25-16	25			
Carlos MUÑOZ	COL				30-29	30			
Nelson LUKES	FRA		17-27	16-NC	32-NC	32			
Carlos MUÑOZ	COL		36-28	36-25					
Sergio CAMPANA	ITA				13-21	18			
Patrick REITERER	ITA		34-23	34-NC	28-31	28			
Adam KOUT	CZE		27-20	27-12	17-22	20			
Nathanaël BERTHON	FRA		29-39	29-20	22-27	23			
Kuba GIERMAZIAK	POL		32-22	32-NC	29-25	29			
Juan Pablo GARCÍA	MEX		35-21	35-17	23-36	22			
Adrian QUAIFE-HOBBS	GBR		10-NC	8-NC	15-11	9			
Miguel OTEGUI	ESP		40-NC	39-NC	39-33	39			
Himar ACOSTA	ESP		41-40	40-21	10-15	13			
Marcelo CONCHADO	ESP		44-35	43-31	40-40	40			
Stephane RICHELMI	MON		31-17	31-13	19-39	17			
Richard SINGLETON	GBR		23-41	24-14	20-23	19			



Computerised results and timing service

**ROUND 2: SILVERSTONE**  
**EUROCUP FORMULA RENAULT 2.0**  
**After the RACE 1**  
**Drivers Performance**

NC Not classified EX Excluded NS Not Started

Drivers	Nation	Points	BEL	GBR	HUN	GER	FRA	POR	ESP
Miki MONRAS	ESP		21-19	19-11	34-30	34			
Luciano BACHETA	GBR		28-15	28-18	36-35	36			
Juan JACOBO	COL		25-30	25-NC	37-34	37			
Dino BUTORAC	CRO		46-38	45-NC	41-41	41			
Dean SMITH	GBR		15-12	17-NC	42-18	42			
Daniel MCKENZIE	GBR		38-26	37-19	16-19	15			
Nicolas MARROC	FRA		37-31	48-22	33-28	33			
Vinicius SAMMARONE	BRA		43-NC	42-28					
Jakub KNOLL	CZE		48-NC	47-30					
Nicky CATSBURG	NED		42-34	41-16					
Mateusz ADAMSKI	POL		45-29	44-26					
Benjamin LARICHE	FRA				24-26	24			
Vasiliaskas KAZIMIERAS	LTU		47-33	46-NC					



Computerised results and timing service

## ROUND 2: SILVERSTONE

### EUROCUP FORMULA RENAULT 2.0

#### After RACE 1

#### Drivers Statistics

Driver	Nation	Team	Points	First Positions	Seconds Positions	Thirds Positions	Race	Fastest Laps	Pole Positions	Laps in first place	Km. covered in Race	Km. covered in Practice
<b>Daniel RICCIARDO</b>	AUS	SG FORMULA	31	1			1			12	238,17	625,53
<b>Valtteri BOTTAS</b>	FIN	MOTOPARK ACADEMY	27	1		1		4		15	238,17	665,24
<b>Andrea CALDARELLI</b>	ITA	SG FORMULA	24		2						161,14	628,81
<b>Daniel ZAMPIERI</b>	ITA	BVM MINARDI TEAM	18			1	1				238,17	608,70
<b>Cesar RAMOS</b>	BRA	BVM MINARDI TEAM	17		1					2	238,17	632,98
<b>Paul MEIJER</b>	NED	MP MOTORSPORT	15	1						9	112,05	182,08
<b>Roberto MERHI</b>	ESP	EPSILON EUSKADI 2	14			1					217,16	603,56
<b>Michele FACCIN</b>	ITA	JENZER MOTORSPORT	11								238,17	695,11
<b>Albert COSTA</b>	ESP	EPSILON EUSKADI 2	9								161,14	656,82
<b>Mathieu ARZENO</b>	FRA	EPSILON SPORT	8				1				161,14	703,53
<b>Tobias HEGEWALD</b>	GER	MOTOPARK ACADEMY	7								238,17	676,93
<b>Siso CUNILL</b>	ESP	JENZER MOTORSPORT	5								161,14	636,71
<b>Pal VARHAUG</b>	NOR	JENZER MOTORSPORT	4								238,17	633,43
<b>Alex MORGAN</b>	GBR	FORTEC COMPETITION	4								161,14	700,25
<b>Antonio Felix DA COSTA</b>	POR	MOTOPARK ACADEMY	2								161,07	168,07
<b>Gabriel DIAS</b>	BRA	FORTEC COMPETITION	2								238,17	596,11
<b>Jean Eric VERGNE</b>	FRA	SG DRIVERS PROJECT	1								233,03	632,54
<b>Tristan VAUTIER</b>	FRA	EPSILON SPORT	1								161,07	217,09
<b>Jake ROSENZWEIG</b>	USA	EPSILON EUSKADI 1									210,16	531,60
<b>Pablo MONTILLA</b>	ESP	EPSILON EUSKADI 1									217,16	576,96
<b>Richard CAMPOLLO</b>	DOM	EPSILON EUSKADI 1									224,16	544,71
<b>Ramez AZZAM</b>	CAN	SG DRIVERS PROJECT									238,17	653,54
<b>Anton NEBILITSKYI</b>	RUS	SG DRIVERS PROJECT									168,14	458,74
<b>Carlos MUÑOZ</b>	COL	EPSILON EUSKADI 2									77,10	380,36
<b>Nelson LUKES</b>	FRA	SG FORMULA									111,60	606,84
<b>Carlos MUÑOZ</b>	COL	PREMA POWERTEAM									161,07	147,06
<b>Sergio CAMPANA</b>	ITA	PREMA POWERTEAM									77,10	467,74
<b>Patrick REITERER</b>	ITA	PREMA POWERTEAM									203,15	547,98
<b>Adam KOUT</b>	CZE	KRENEK MOTORSPORT									238,17	613,39
<b>Nathanaël BERTHON</b>	FRA	BOUTSEN ENERGY RACING									231,17	597,52
<b>Kuba GIERMAZIAK</b>	POL	TEAM MOTOPARK									168,14	547,98
<b>Juan Pablo GARCÍA</b>	MEX	TEAM MOTOPARK									238,17	640,50
<b>Adrian QUAIFE-HOBBS</b>	GBR	BVM MINARDI TEAM									112,12	751,65
<b>Miguel OTEGUI</b>	ESP	IQUICK									105,11	529,74
<b>Himar ACOSTA</b>	ESP	IQUICK									231,17	551,71
<b>Marcelo CONCHADO</b>	ESP	AMITER GALUPPO SPORT									233,03	520,42
<b>Stephane RICHELMI</b>	MON	EPSILON SPORT									233,03	632,09
<b>Richard SINGLETON</b>	GBR	HITECH JUNIOR TEAM									231,17	620,84
<b>Miki MONRAS</b>	ESP	HITECH JUNIOR TEAM									238,17	612,42
<b>Luciano BACHETA</b>	GBR	HITECH JUNIOR RACING									238,17	572,27
<b>Juan JACOBO</b>	COL	HITECH JUNIOR RACING									168,14	537,25
<b>Dino BUTORAC</b>	CRO	RB RACING TEAM									170,00	585,83
<b>Dean SMITH</b>	GBR	FORTEC MOTORSPORT									175,14	712,40
<b>Daniel MCKENZIE</b>	GBR	FORTEC MOTORSPORT									238,17	640,95
<b>Nicolas MARROC</b>	FRA	TCS RACING									238,17	606,84
<b>Vinicius SAMMARONE</b>	BRA	TEAM MOTOPARK									91,04	161,07
<b>Jakub KNOLL</b>	CZE	KRENEK MOTORSPORT									140,06	140,06
<b>Nicky CATSBURG</b>	NED	MP MOTORSPORT									161,07	140,06
<b>Mateusz ADAMSKI</b>	POL	MP MOTORSPORT									161,07	168,07
<b>Benjamin LARICHE</b>	FRA	POLE SERVICES									77,10	431,76





Computerised results and timing service

**ROUND 2: SILVERSTONE**  
**EURO CUP FORMULA RENAULT 2.0**  
**After RACE 1**  
**Drivers Statistics**

Driver	Nation	Team	Points	First Positions	Seconds Positions	Thirds Positions	Race Fastest Laps	Pole Positions	Laps in first place	Km. covered in Race	Km. covered in Practice
Vasiliauskas KAZIMIERAS	LTU	PREMA POWERTEAM								98,04	147,06



Computerised results and timing service

**ROUND 2: SILVERSTONE**  
**EUROCUP FORMULA RENAULT 2.0**  
**RACE 1**  
**Analysis by Lap**

Lapped driver

Num	Lap Time	Gap	Num	Lap Time	Gap	Num	Lap Time	Gap	Num	Lap Time	Gap	Num	Lap Time	Gap
<b>Lap 1</b>			42	1:50.539	12.256	22	1:50.176	23.139	27	1:48.364	8.381	36	1:50.002	26.883
11	1:53.504		23	1:49.828	13.009	45	1:49.790	25.152	44	1:48.887	9.562	3	1:49.712	27.311
14	1:55.385	1.881	5	1:49.223	13.158	30	1:50.103	26.237	7	1:48.238	9.950	37	1:49.432	27.881
8	1:55.684	2.180	36	1:50.771	14.100	2	1:50.361	27.052	43	1:48.877	11.902	19	1:49.532	28.126
12	1:56.358	2.854	78	1:50.162	14.764	39	1:52.696	29.954	10	1:49.048	14.110	6	1:49.436	29.424
27	1:57.369	3.865	19	1:50.165	14.991	38	1:51.318	30.363	29	1:48.832	15.025	18	1:50.550	30.003
34	1:57.655	4.151	21	1:50.312	15.287	25	1:48.694	30.614	26	1:48.940	16.973	22	1:49.339	30.358
44	1:58.558	5.054	24	1:49.997	15.692	15	1:47.809	41.639	17	1:50.309	18.196	9	1:50.305	31.027
28	1:58.923	5.419	4	1:50.180	16.120	32	1:52.058	52.570	28	1:49.717	18.775	45	1:50.184	31.707
10	1:59.384	5.880	35	1:51.233	16.837	40	1:53.040	53.696	31	1:49.734	19.210	30	1:49.508	32.141
43	1:59.903	6.399	37	1:51.037	17.284				5	1:49.700	19.629	2	1:49.501	33.176
7	2:00.746	7.242	3	1:51.327	17.780	<b>Lap 4</b>			78	1:49.759	21.130	1	1:49.075	33.952
17	2:01.326	7.822	1	1:51.319	17.898	11	1:47.375		24	1:49.584	21.836	25	1:48.798	34.315
31	2:02.349	8.845	18	1:51.771	18.276	14	1:48.103	3.645	42	1:51.311	22.560	38	1:50.042	37.632
42	2:02.781	9.277	41	1:50.536	18.695	8	1:48.214	4.041	4	1:50.256	23.190	39	1:49.651	38.361
29	2:03.122	9.618	9	1:52.039	19.085	12	1:48.205	4.666	21	1:50.027	23.710	23	1:50.187	40.716
26	2:03.373	9.869	6	1:50.258	20.021	34	1:47.205	6.335	35	1:49.262	24.164	32	1:51.542	1'07.057
23	2:04.245	10.741	22	1:52.960	20.274	27	1:47.874	7.657	36	1:50.043	24.461	40	2:05.940	1'22.382
36	2:04.393	10.889	45	1:54.697	22.673	44	1:48.122	8.315	41	1:48.698	24.568	<b>Lap 7</b>		
5	2:04.999	11.495	30	1:54.019	23.445	7	1:48.009	9.352	3	1:49.590	25.179	11	1:48.055	
78	2:05.666	12.162	2	1:51.796	24.002	43	1:48.631	10.665	37	1:49.660	26.029	14	1:49.085	6.605
19	2:05.890	12.386	39	1:54.232	24.569	10	1:48.197	12.702	19	1:49.631	26.174	8	1:49.142	7.106
21	2:06.039	12.535	38	1:49.998	26.356	29	1:48.157	13.833	18	1:49.943	27.033	12	1:48.945	7.347
35	2:06.668	13.164	25	2:01.620	29.231	17	1:49.103	15.527	6	1:49.156	27.568	34	1:48.802	7.562
24	2:06.759	13.255	15	1:56.636	41.141	26	1:48.832	15.673	9	1:50.620	28.302	27	1:48.370	9.253
4	2:07.004	13.500	32	2:11.805	47.823	28	1:49.260	16.698	22	1:49.240	28.599	44	1:48.507	10.615
37	2:07.311	13.807	40	2:18.337	47.967	31	1:49.926	17.116	45	1:49.020	29.103	7	1:48.577	11.162
3	2:07.517	14.013	<b>Lap 3</b>			5	1:49.455	17.569	30	1:49.179	30.213	43	1:48.958	13.766
18	2:07.569	14.065	11	1:47.311		42	1:51.185	18.889	2	1:49.027	31.255	10	1:48.779	15.849
1	2:07.643	14.139	14	1:48.030	2.917	78	1:50.585	19.011	1	1:49.239	32.457	29	1:49.053	17.616
9	2:08.110	14.606	8	1:47.885	3.202	23	1:49.538	19.639	25	1:48.585	33.097	26	1:48.538	17.952
22	2:08.378	14.874	8	1:47.885	3.202	24	1:48.473	19.892	38	1:49.590	35.170	28	1:49.333	21.752
25	2:08.675	15.171	12	1:47.820	3.836	4	1:48.506	20.574	39	1:50.101	36.290	17	1:50.909	22.635
45	2:09.040	15.536	34	1:49.018	6.505	21	1:49.425	21.323	23	2:06.110	38.109	31	1:50.046	22.958
41	2:09.223	15.719	27	1:49.955	7.158	36	1:49.453	22.058	32	1:51.351	1'03.095	5	1:50.124	23.461
30	2:10.490	16.986	44	1:49.171	7.568	35	1:49.722	22.542	40	1:51.736	1'04.022	78	1:49.632	23.810
40	2:10.694	17.190	7	1:48.335	8.718	3	1:50.175	23.229	<b>Lap 6</b>			24	1:49.444	24.127
6	2:10.827	17.323	43	1:49.429	9.409	41	1:49.858	23.510	11	1:47.580		4	1:49.543	26.331
39	2:11.401	17.897	10	1:52.361	11.880	37	1:50.648	24.009	14	1:48.710	5.575	42	1:50.411	26.973
2	2:13.270	19.766	29	1:49.149	13.051	19	1:50.157	24.183	8	1:48.976	6.019	21	1:49.891	27.291
32	2:17.082	23.578	17	1:51.831	13.799	18	1:49.916	24.730	12	1:48.795	6.457	41	1:49.596	27.562
38	2:17.422	23.918	26	1:49.816	14.216	9	1:49.993	25.322	34	1:47.953	6.815	35	1:50.257	28.090
15	2:25.569	32.065	31	1:52.076	14.565	6	1:50.481	26.052	27	1:48.137	8.938	36	1:49.695	28.523
			28	1:55.894	14.813	22	1:51.235	26.999	44	1:48.181	10.163	3	1:49.572	28.828
			42	1:50.134	15.079	45	1:49.946	27.723	7	1:48.270	10.640	19	1:50.224	30.295
			5	1:49.642	15.489	30	1:49.812	28.674	43	1:48.541	12.863	6	1:49.514	30.883
			78	1:48.348	15.801	2	1:50.191	29.868	10	1:48.595	15.125	37	1:51.573	31.399
			23	1:51.778	17.476	1	1:57.327	30.858	29	1:49.173	16.618	18	1:50.088	32.036
			24	1:50.413	18.794	25	1:48.913	32.152	26	1:48.076	17.469	22	1:50.132	32.435
			21	1:51.297	19.273	38	1:50.232	33.220	17	1:49.165	19.781	9	1:50.188	33.160
			4	1:50.634	19.443	39	1:51.250	33.829	28	1:49.279	20.474	45	1:49.947	33.599
			36	1:53.191	19.980	32	1:54.189	59.384	31	1:49.337	20.967	30	1:49.998	34.084
			35	1:50.669	20.195	40	1:53.605	59.926	5	1:49.343	21.392	2	1:49.700	34.821
			3	1:49.960	20.429	15	2:13.289	1'07.553	78	1:48.683	22.233	25	1:48.775	35.035
			37	1:50.763	20.736	<b>Lap 5</b>			24	1:48.482	22.738	1	1:50.286	36.183
			1	1:50.319	20.906	11	1:47.640		42	1:49.637	24.617	38	1:50.138	39.715
			41	1:49.643	21.027	14	1:48.440	4.445	4	1:49.233	24.843	39	1:50.014	40.320
			19	1:53.721	21.401	8	1:48.222	4.623	21	1:49.325	25.455	23	1:49.571	42.232
			18	1:51.224	22.189	12	1:48.216	5.242	35	1:49.304	25.888	32	1:51.298	1'10.300
			9	1:50.930	22.704	34	1:47.747	6.442	41	1:49.033	26.021	40	1:51.792	1'26.119
			6	1:50.236	22.946									



Computerised results and timing service

## ROUND 2: SILVERSTONE EURO CUP FORMULA RENAULT 2.0 RACE 1 Analysis by Lap

Lapped driver

Num	Lap Time	Gap	Num	Lap Time	Gap	Num	Lap Time	Gap	Num	Lap Time	Gap	Num	Lap Time	Gap
<b>Lap 8</b>			24	1:49.997	28.341	1	1:50.452	44.238	10	1:48.657	20.769	25	1:48.864	44.083
11	1:47.870		78	1:51.163	29.022	2	1:50.700	44.648	26	1:48.624	21.223	45	1:49.855	44.748
14	1:48.895	7.630	4	1:49.848	29.320	39	1:50.269	47.196	29	1:50.100	26.933	22	1:49.161	44.949
8	1:48.657	7.893	42	1:49.202	29.863	38	1:51.667	47.761	28	1:49.091	28.306	9	1:50.304	49.558
12	1:48.880	8.357	41	1:49.145	31.443	23	1:50.339	48.186	31	1:49.879	30.764	37	1:51.455	50.378
34	1:49.066	8.758	35	1:49.479	32.177	32	1:52.084	1'25.808	24	1:48.848	32.048	30	1:51.629	51.139
27	1:48.739	10.122	3	1:50.091	33.160	40	1:51.541	1'37.066	5	1:49.627	33.865	18	1:51.219	51.278
44	1:48.561	11.306	19	1:49.905	33.567	<b>Lap 11</b>			4	1:49.448	34.960	2	1:51.188	51.588
7	1:48.353	11.645	6	1:50.362	34.791	11	1:47.857		17	1:50.932	35.746	39	1:50.269	53.661
43	1:48.883	14.779	36	1:51.902	35.303	14	1:48.642	10.166	78	1:51.022	36.069	38	1:51.177	55.459
10	1:48.763	16.742	21	1:53.614	35.848	8	1:48.563	10.597	41	1:50.324	36.263	23	1:50.946	55.884
26	1:48.591	18.673	37	1:51.043	36.316	12	1:48.599	11.071	42	1:50.763	36.727	1	1:49.976	1'11.411
29	1:49.843	19.589	22	1:50.147	36.522	34	1:48.667	11.520	35	1:49.861	36.926	32	1:52.786	1'44.532
28	1:49.390	23.272	18	1:51.052	37.106	27	1:49.224	13.546	3	1:49.519	37.481	<b>Lap 14</b>		
17	1:49.407	24.172	45	1:49.016	37.746	44	1:48.722	16.056	19	1:49.383	37.799	11	1:48.260	
31	1:49.648	24.736	25	1:48.961	38.141	7	1:49.312	16.826	6	1:48.977	38.450	40	1:58.625	1 Lap
5	1:49.724	25.315	9	1:50.289	39.390	43	1:48.971	18.164	36	1:49.456	40.120	14	1:49.036	12.368
78	1:49.695	25.635	30	1:50.911	40.820	10	1:49.286	20.074	21	1:50.014	41.878	8	1:48.817	12.704
24	1:49.863	26.120	1	1:50.795	41.625	26	1:48.874	20.561	45	1:49.589	43.168	12	1:48.790	13.041
4	1:48.787	27.248	2	1:51.213	41.787	29	1:49.725	24.795	25	1:49.879	43.494	34	1:48.744	13.590
42	1:49.334	28.437	38	1:49.952	43.933	28	1:48.956	27.177	22	1:51.402	44.063	27	1:49.394	15.849
21	1:50.589	30.010	39	1:49.910	44.766	31	1:48.845	28.847	37	1:54.665	47.198	44	1:49.456	19.238
41	1:50.382	30.074	23	1:49.624	45.686	24	1:49.210	31.162	9	1:51.773	47.529	7	1:49.585	20.288
35	1:50.254	30.474	32	1:55.304	1'21.563	5	1:50.450	32.200	30	1:50.880	47.785	18	1:53.230	48.334
3	1:49.887	30.845	40	1:51.458	1'33.364	17	1:51.329	32.776	2	1:49.493	48.675	43	1:49.433	21.227
36	1:50.524	31.177	<b>Lap 10</b>			78	1:50.503	33.009	39	1:50.106	51.667	10	1:49.303	22.501
19	1:49.013	31.438	11	1:47.839		4	1:50.354	33.474	38	1:49.977	52.557	26	1:49.189	22.724
6	1:49.192	32.205	14	1:48.620	9.381	41	1:49.625	33.901	23	1:50.040	53.213	29	1:49.609	29.802
37	1:49.520	33.049	8	1:48.789	9.891	42	1:50.310	33.926	1	1:51.086	1'09.710	28	1:49.372	30.915
18	1:49.664	33.830	12	1:48.868	10.329	35	1:49.415	35.027	32	1:52.851	1'40.021	31	1:49.830	33.607
22	1:49.586	34.151	34	1:48.851	10.710	3	1:49.433	35.924	40	1:53.128	1'46.234	24	1:49.589	33.994
45	1:50.777	36.506	27	1:48.890	12.179	19	1:49.170	36.378	5	1:49.430	36.069	4	1:49.540	37.177
9	1:51.587	36.877	44	1:50.710	15.191	6	1:48.940	37.435	41	1:48.699	38.191	42	1:49.650	40.493
25	1:49.791	36.956	7	1:50.396	15.371	36	1:49.442	38.626	14	1:48.759	11.592	17	1:50.919	41.414
30	1:51.471	37.685	43	1:48.793	17.050	21	1:49.998	39.826	8	1:49.032	12.147	19	1:50.000	41.895
2	1:51.399	38.350	10	1:48.863	18.645	37	1:49.812	40.495	12	1:48.997	12.511	3	1:49.638	42.247
1	1:50.293	38.606	26	1:48.373	19.544	22	1:49.569	40.623	34	1:49.199	13.106	36	1:51.492	45.606
38	1:49.912	41.757	29	1:49.788	22.927	45	1:49.795	41.541	27	1:48.667	14.715	25	1:50.290	46.113
39	1:50.182	42.632	28	1:49.264	26.078	25	1:49.349	41.577	44	1:49.075	18.042	78	1:53.991	48.003
23	1:49.476	43.838	31	1:49.282	27.859	18	1:50.279	43.066	7	1:49.175	18.963	22	1:51.974	48.663
32	1:51.605	1'14.035	17	1:50.829	29.304	9	1:50.012	43.718	43	1:49.126	20.054	21	1:53.684	49.346
40	1:51.433	1'29.682	5	1:50.004	29.607	30	1:49.698	44.867	10	1:48.964	21.458	45	1:53.274	49.762
<b>Lap 9</b>			24	1:49.307	29.809	2	1:50.353	47.144	26	1:48.847	21.795	9	1:50.586	51.884
11	1:47.776		78	1:49.180	30.363	39	1:50.184	49.523	29	1:49.795	28.453	37	1:50.690	52.808
14	1:48.746	8.600	4	1:49.496	30.977	38	1:50.638	50.542	28	1:49.772	29.803	18	1:50.801	53.819
8	1:48.824	8.941	42	1:49.449	31.473	23	1:50.806	51.135	31	1:49.548	32.037	2	1:51.264	54.592
12	1:48.719	9.300	41	1:48.529	32.133	1	2:10.205	1'06.586	24	1:48.892	32.665	30	1:52.197	55.076
34	1:48.716	9.698	35	1:49.131	33.469	32	1:57.181	1'35.132	5	1:49.309	34.899	39	1:50.869	56.270
27	1:48.782	11.128	3	1:49.027	34.348	40	1:51.859	1'41.068	4	1:49.212	35.897	38	1:50.101	57.300
44	1:48.790	12.320	19	1:49.337	35.065	<b>Lap 12</b>			41	1:49.764	37.752	23	1:52.022	59.646
7	1:48.945	12.814	6	1:49.400	36.352	11	1:47.962		17	1:51.284	38.755	1	1:50.410	1'13.561
43	1:49.093	16.096	36	1:49.577	37.041	14	1:48.904	11.108	42	1:50.651	39.103	6	2:35.787	1'29.282
10	1:48.655	17.621	21	1:49.676	37.685	8	1:48.755	11.390	19	1:50.631	40.155	35	1:52.710	41.361
26	1:48.113	19.010	37	1:50.063	38.540	12	1:48.680	11.789	3	1:51.663	40.869	6	1:51.580	41.755
29	1:49.165	20.978	22	1:50.228	38.911	34	1:48.624	12.182	78	1:54.478	42.272	36	1:50.529	42.374
28	1:49.157	24.653	45	1:49.696	39.603	27	1:48.739	14.323	21	1:50.319	43.922	8	1:50.488	14.439
17	1:49.918	26.314	25	1:49.783	40.085	44	1:49.148	17.242						
31	1:49.456	26.416	18	1:51.377	40.644	7	1:49.199	18.063						
5	1:49.903	27.442	9	1:50.012	41.563	43	1:49.001	19.203						
			30	1:50.045	43.026									



Computerised results and timing service

**ROUND 2: SILVERSTONE**  
**EURO CUP FORMULA RENAULT 2.0**  
**RACE 1**  
**Analysis by Lap**

Lapped driver

Num	Lap Time	Gap	Num	Lap Time	Gap	Num	Lap Time	Gap	Num	Lap Time	Gap	Num	Lap Time	Gap
12	1:50.345	14.633												
34	1:50.228	15.065												
27	1:50.259	17.355												
44	1:49.890	20.375												
7	1:50.170	21.705												
43	1:50.350	22.824												
10	1:50.129	23.877												
40	2:05.380	1 Lap												
26	1:51.975	25.946												
29	1:50.319	31.368												
28	1:49.656	31.818												
24	1:49.334	34.575												
31	1:51.011	35.865												
5	1:50.041	37.357												
4	1:49.883	38.307												
41	1:48.996	38.434												
42	1:49.531	41.271												
3	1:52.007	45.501												
17	1:53.499	46.160												
19	1:53.162	46.304												
36	1:49.734	46.587												
25	1:49.477	46.837												
22	1:48.982	48.892												
78	1:51.132	50.382												
21	1:50.411	51.004												
45	1:50.351	51.360												
9	1:50.626	53.757												
37	1:51.198	55.253												
18	1:50.452	55.518												
2	1:50.334	56.173												
30	1:50.290	56.613												
39	1:51.233	58.750												
38	1:50.471	59.018												
23	1:52.041	1'02.934												
1	1:50.142	1'14.950												



Computerised results and timing service

**ROUND 2: SILVERSTONE**  
**EUROCUP FORMULA RENAULT 2.0**  
**RACE 1**

**Chronological Analysis of Performances**

**B** Crossing the finish line in pit lane  
**S1** Time from finish line to 1st intermediate  
**S2** Time from 1st intermediate to 2nd intermediate  
**S3** Time from 2nd intermediate to finish line  
**FY** Full Yellow Flag

Lap	Lap Time	S1	S2	S3	Lap	Lap Time	S1	S2	S3
<b>1 Jake ROSENZWEIG</b> USA					<b>4 Ramez AZZAM</b> CAN				
EPSILON EUSKADI 1					SG DRIVERS PROJECT				
1	2:07.643	52.657	48.096	26.890	1	2:07.004	50.977	48.912	27.115
2	1:51.319	39.139	46.272	25.908	2	1:50.180	38.055	45.873	26.252
3	1:50.319	37.804	45.586	26.929	3	1:50.634	37.874	46.057	26.703
4	1:57.327	44.727	46.804	25.796	4	1:48.506	37.521	45.115	25.870
5	1:49.239	37.860	45.501	25.878	5	1:50.256	37.512	46.608	26.136
6	1:49.075	37.825	45.416	25.834	6	1:49.233	37.366	45.825	26.042
7	1:50.286	37.772	46.573	25.941	7	1:49.543	37.697	45.975	25.871
8	1:50.293	37.865	45.859	26.569	8	1:48.787	37.337	45.478	25.972
9	1:50.795	38.096	46.152	26.547	9	1:49.848	37.427	46.295	26.126
10	1:50.452	38.183	46.148	26.121	10	1:49.496	37.664	45.850	25.982
11	2:10.205	37.931	1:05.958	26.316	11	1:50.354	37.732	46.275	26.347
12	1:51.086	38.313	46.604	26.169	12	1:49.448	37.495	45.822	26.131
13	1:49.976	37.849	46.118	26.009	13	1:49.212	37.503	45.720	25.989
14	1:50.410	38.046	46.161	26.203	14	1:49.540	37.675	45.804	26.061
15	1:50.142	37.990	46.041	26.111	15	1:49.883	37.526	45.933	26.424
<b>2 Pablo MONTILLA</b> ESP					<b>5 Anton NEBILITSKYI</b> RUS				
EPSILON EUSKADI 1					SG DRIVERS PROJECT				
1	2:13.270	1:00.556	46.462	26.252	1	2:04.999	50.122	48.329	26.548
2	1:51.796	37.868	47.233	26.695	2	1:49.223	37.619	45.653	25.951
3	1:50.361	37.835	46.333	26.193	3	1:49.642	37.725	45.243	26.674
4	1:50.191	37.878	45.857	26.456	4	1:49.455	37.475	46.064	25.916
5	1:49.027	37.307	45.469	26.251	5	1:49.700	37.712	45.985	26.003
6	1:49.501	37.665	45.594	26.242	6	1:49.343	37.636	45.708	25.999
7	1:49.700	37.829	45.662	26.209	7	1:50.124	37.875	45.819	26.430
8	1:51.399	38.336	46.563	26.500	8	1:49.724	37.734	45.893	26.097
9	1:51.213	37.773	46.520	26.920	9	1:49.903	38.087	45.843	25.973
10	1:50.700	38.267	46.309	26.124	10	1:50.004	37.867	45.845	26.292
11	1:50.353	37.747	46.538	26.068	11	1:50.450	38.355	45.994	26.101
12	1:49.493	37.850	45.413	26.230	12	1:49.627	37.842	45.763	26.022
13	1:51.188	38.413	46.322	26.453	13	1:49.309	37.781	45.586	25.942
14	1:51.264	38.836	46.034	26.394	14	1:49.430	37.660	45.757	26.013
15	1:50.334	38.159	45.689	26.486	15	1:50.041	38.047	45.680	26.314
<b>3 Richard CAMPOLLO</b> DOM					<b>6 Jean Eric VERGNE</b> FRA				
EPSILON EUSKADI 1					SG DRIVERS PROJECT				
1	2:07.517	50.722	49.576	27.219	1	2:10.827	57.664	46.704	26.459
2	1:51.327	38.632	46.625	26.070	2	1:50.258	37.840	46.488	25.930
3	1:49.960	37.519	45.702	26.739	3	1:50.236	38.231	45.728	26.277
4	1:50.175	37.931	46.397	25.847	4	1:50.481	39.041	45.413	26.027
5	1:49.590	37.636	45.690	26.264	5	1:49.156	37.371	45.639	26.146
6	1:49.712	37.863	45.846	26.003					
7	1:49.572	37.657	45.868	26.047					
8	1:49.887	37.759	45.682	26.446					
9	1:50.091	38.333	45.504	26.254					
10	1:49.027	37.644	45.507	25.876					





Computerised results and timing service

ROUND 2: SILVERSTONE  
EUROCUP FORMULA RENAULT 2.0  
RACE 1

Chronological Analysis of Performances

B Crossing the finish line in pit lane  
S1 Time from finish line to 1st intermedia S2 Time from 1st intermediate to 2nd intermediate  
S3 Time from 2nd intermediate to finish line FY Full Yellow Flag

Lap	Lap Time	S1	S2	S3	Lap	Lap Time	S1	S2	S3
15	1:48.753	37.268	45.396	26.089	3	1:51.831	37.763	47.992	26.076
<b>12 Daniel RICCIARDO</b> AUS SG FORMULA					4	1:49.103	37.568	45.574	25.961
1	1:56.358	45.384	45.127	25.847	5	1:50.309	38.888	45.544	25.877
2	1:48.033	37.349	45.040	25.644	6	1:49.165	37.795	45.442	25.928
3	1:47.820	36.904	45.052	25.864	7	1:50.909	38.212	46.213	26.484
4	1:48.205	37.438	45.084	25.683	8	1:49.407	37.897	45.532	25.978
5	1:48.216	37.340	45.149	25.727	9	1:49.918	37.923	45.806	26.189
6	1:48.795	37.328	45.586	25.881	10	1:50.829	38.768	45.864	26.197
7	1:48.945	37.362	45.429	26.154	11	1:51.329	38.110	46.972	26.247
8	1:48.880	37.609	45.248	26.023	12	1:50.932	38.142	46.442	26.348
9	1:48.719	37.463	45.336	25.920	13	1:51.284	38.075	46.772	26.437
10	1:48.868	37.527	45.311	26.030	14	1:50.919	38.099	46.451	26.369
11	1:48.599	37.377	45.436	25.786	15	1:53.499	38.424	48.224	26.851
12	1:48.680	37.395	45.305	25.980	<b>18 Patrick REITERER</b> ITA PREMA POWERTEAM				
13	1:48.997	37.664	45.480	25.853	1	2:07.569	51.001	49.551	27.017
14	1:48.790	37.692	45.289	25.809	2	1:51.771	39.224	46.472	26.075
15	1:50.345	37.426	46.275	26.644	3	1:51.224	38.002	47.175	26.047
<b>14 Andrea CALDARELLI</b> ITA SG FORMULA					4	1:49.916	38.201	45.702	26.013
1	1:55.385	43.771	45.889	25.725	5	1:49.943	38.110	45.877	25.956
2	1:47.877	37.191	45.100	25.586	6	1:50.550	37.993	46.490	26.067
3	1:48.030	37.071	45.232	25.727	7	1:50.088	38.001	46.197	25.890
4	1:48.103	37.258	45.049	25.796	8	1:49.664	37.936	45.740	25.988
5	1:48.440	37.169	45.277	25.994	9	1:51.052	37.887	46.616	26.549
6	1:48.710	37.482	45.341	25.887	10	1:51.377	38.205	47.048	26.124
7	1:49.085	37.573	45.626	25.886	11	1:50.279	37.968	46.058	26.253
8	1:48.895	37.539	45.420	25.936	12	1:53.230	38.533	47.967	26.730
9	1:48.746	37.458	45.357	25.931	13	1:51.219	38.506	46.122	26.591
10	1:48.620	37.315	45.384	25.921	14	1:50.801	38.437	46.112	26.252
11	1:48.642	37.336	45.337	25.969	15	1:50.452	38.112	45.881	26.459
12	1:48.904	37.418	45.566	25.920	<b>19 Adam KOUT</b> CZE KRENEK MOTORSPORT				
13	1:48.759	37.422	45.490	25.847	1	2:05.890	49.349	49.233	27.308
14	1:49.036	37.530	45.538	25.968	2	1:50.165	38.019	46.013	26.133
15	1:49.059	37.408	45.562	26.089	3	1:53.721	41.991	45.654	26.076
<b>15 Nelson LUKES</b> FRA SG FORMULA					4	1:50.157	38.040	45.900	26.217
1	2:25.569	1:10.206	49.528	25.835	5	1:49.631	37.500	46.017	26.114
2	1:56.636	39.517	50.861	26.258	6	1:49.532	37.641	45.842	26.049
3	1:47.809	37.086	45.117	25.606	7	1:50.224	37.969	46.363	25.892
4	2:13.289	56.566	50.211	26.512	8	1:49.013	37.604	45.596	25.813
<b>17 Sergio CAMPANA</b> ITA PREMA POWERTEAM					9	1:49.905	38.406	45.641	25.858
1	2:01.326	48.360	47.016	25.950	10	1:49.337	37.553	45.767	26.017
2	1:49.017	37.585	45.674	25.758	11	1:49.170	37.507	45.618	26.045
					12	1:49.383	37.597	45.639	26.147
					13	1:50.631	37.649	46.924	26.058
					14	1:50.000	37.686	45.832	26.482
					15	1:53.162	37.941	48.521	26.700



Computerised results and timing service

**ROUND 2: SILVERSTONE**  
**EUROCUP FORMULA RENAULT 2.0**  
**RACE 1**

**Chronological Analysis of Performances**

**B** Crossing the finish line in pit lane  
**S1** Time from finish line to 1st intermedia  
**S2** Time from 1st intermediate to 2nd intermediate  
**S3** Time from 2nd intermediate to finish line  
**FY** Full Yellow Flag

Lap	Lap Time	S1	S2	S3	Lap	Lap Time	S1	S2	S3
<b>21 Nathanaël BERTHON</b> FRA					<b>24 Daniel ZAMPIERI</b> ITA				
BOUTSEN ENERGY RACING					BVM MINARDI TEAM				
1	2:06.039	50.480	48.551	27.008	1	2:06.759	51.237	48.210	27.312
2	1:50.312	38.580	45.663	26.069	2	1:49.997	38.080	45.815	26.102
3	1:51.297	38.304	46.302	26.691	3	1:50.413	37.215	46.720	26.478
4	1:49.425	37.732	45.811	25.882	4	1:48.473	37.128	45.203	26.142
5	1:50.027	37.441	46.099	26.487	5	1:49.584	37.411	46.531	25.642
6	1:49.325	37.685	45.725	25.915	6	1:48.482	37.520	45.192	25.770
7	1:49.891	37.862	45.820	26.209	7	1:49.444	37.395	45.856	26.193
8	1:50.589	37.984	45.947	26.658	8	1:49.863	37.590	46.249	26.024
9	1:53.614	39.701	47.759	26.154	9	1:49.997	37.621	46.524	25.852
10	1:49.676	37.838	45.644	26.194	10	1:49.307	37.205	45.863	26.239
11	1:49.998	37.837	45.983	26.178	11	1:49.210	37.672	45.652	25.886
12	1:50.014	37.994	45.860	26.160	12	1:48.848	37.322	45.575	25.951
13	1:50.319	37.943	45.879	26.497	13	1:48.892	37.369	45.421	26.102
14	1:53.684	40.226	46.894	26.564	14	1:49.589	37.880	45.499	26.210
15	1:50.411	38.145	45.974	26.292	15	1:49.334	37.789	45.551	25.994
<b>22 Kuba GIERMAZIAK</b> POL					<b>25 Cesar RAMOS</b> BRA				
TEAM MOTOPARK					BVM MINARDI TEAM				
1	2:08.378	52.568	48.605	27.205	1	2:08.675	55.328	45.965	27.382
2	1:52.960	38.919	48.073	25.968	2	2:01.620	51.018	45.022	25.580
3	1:50.176	37.979	45.970	26.227	3	1:48.694	37.251	45.215	26.228
4	1:51.235	40.158	45.367	25.710	4	1:48.913	37.835	45.496	25.582
5	1:49.240	37.560	45.635	26.045	5	1:48.585	37.788	45.182	25.615
6	1:49.339	37.744	45.655	25.940	6	1:48.798	37.543	45.457	25.798
7	1:50.132	38.000	46.036	26.096	7	1:48.775	37.614	45.411	25.750
8	1:49.586	37.699	45.879	26.008	8	1:49.791	38.023	45.718	26.050
9	1:50.147	37.535	46.381	26.231	9	1:48.961	37.654	45.245	26.062
10	1:50.228	38.001	46.001	26.226	10	1:49.783	37.789	45.994	26.000
11	1:49.569	37.763	45.636	26.170	11	1:49.349	37.450	45.698	26.201
12	1:51.402	39.678	45.786	25.938	12	1:49.879	38.761	45.200	25.918
13	1:49.161	37.609	45.535	26.017	13	1:48.864	37.378	45.291	26.195
14	1:51.974	37.939	47.968	26.067	14	1:50.290	38.275	46.176	25.839
15	1:48.982	37.772	45.241	25.969	15	1:49.477	37.725	45.461	26.291
<b>23 Juan Pablo GARCÍA</b> MEX					<b>26 Adrian QUAIFFE-HOBBS</b> GBR				
TEAM MOTOPARK					BVM MINARDI TEAM				
1	2:04.245	49.681	48.235	26.329	1	2:03.373	48.362	48.979	26.032
2	1:49.828	38.123	45.756	25.949	2	1:49.402	37.821	45.739	25.842
3	1:51.778	38.692	46.980	26.106	3	1:49.816	37.302	46.200	26.314
4	1:49.538	37.764	45.738	26.036	4	1:48.832	37.301	45.761	25.770
5	2:06.110	38.449	46.352	41.309	5	1:48.940	38.086	45.150	25.704
6	1:50.187	38.637	45.679	25.871					
7	1:49.571	38.130	45.545	25.896					
8	1:49.476	37.814	45.573	26.089					
9	1:49.624	38.026	45.612	25.986					
10	1:50.339	38.071	46.113	26.155					







Computerised results and timing service

ROUND 2: SILVERSTONE  
EUROCUP FORMULA RENAULT 2.0  
RACE 1

Chronological Analysis of Performances

B Crossing the finish line in pit lane  
S1 Time from finish line to 1st intermedia S2 Time from 1st intermediate to 2nd intermediate  
S3 Time from 2nd intermediate to finish line FY Full Yellow Flag

Lap	Lap Time	S1	S2	S3	Lap	Lap Time	S1	S2	S3
14	1:49.830	37.784	45.951	26.095	10	1:49.131	37.678	45.539	25.914
15	1:51.011	38.619	46.197	26.195	11	1:49.415	37.949	45.441	26.025
<b>32</b> <b>Marcelo CONCHADO</b> ESP AMITER GALUPPO SPORT					<b>36</b> <b>Richard SINGLETON</b> GBR HITECH JUNIOR TEAM				
1	2:17.082	55.299	55.342	26.441	1	2:04.393	49.365	48.843	26.185
2	2:11.805	44.056	46.098	41.651	2	1:50.771	38.280	46.705	25.786
3	1:52.058	38.929	46.532	26.597	3	1:53.191	37.586	48.038	27.567
4	1:54.189	39.821	47.597	26.771	4	1:49.453	37.840	45.728	25.885
5	1:51.351	38.373	46.537	26.441	5	1:50.043	37.893	46.002	26.148
6	1:51.542	38.451	46.462	26.629	6	1:50.002	38.402	45.623	25.977
7	1:51.298	38.437	46.261	26.600	7	1:49.695	37.891	45.760	26.044
8	1:51.605	38.849	46.290	26.466	8	1:50.524	38.004	46.100	26.420
9	1:55.304	42.404	46.233	26.667	9	1:51.902	38.996	46.891	26.015
10	1:52.084	39.012	46.600	26.472	10	1:49.577	37.568	45.760	26.249
11	1:57.181	43.131	47.262	26.788	11	1:49.442	37.737	45.683	26.022
12	1:52.851	38.990	46.937	26.924	12	1:49.456	37.810	45.580	26.066
13	1:52.786	38.855	46.726	27.205	13	1:50.529	37.683	45.704	27.142
14	1:54.362	39.430	48.190	26.742	14	1:51.492	38.156	47.256	26.080
<b>34</b> <b>Mathieu ARZENO</b> FRA EPSILON SPORT					<b>37</b> <b>Miki MONRAS</b> ESP HITECH JUNIOR TEAM				
1	1:57.655	46.608	45.381	25.666	1	2:07.311	51.106	48.149	28.056
2	1:48.207	37.350	45.198	25.659	2	1:51.037	38.514	46.630	25.893
3	1:49.018	37.113	46.420	25.485	3	1:50.763	37.584	45.828	27.351
4	1:47.205	36.930	44.861	25.414	4	1:50.648	38.053	46.304	26.291
5	1:47.747	36.998	45.161	25.588	5	1:49.660	37.594	45.930	26.136
6	1:47.953	37.070	45.213	25.670	6	1:49.432	37.577	45.878	25.977
7	1:48.802	37.482	45.290	26.030	7	1:51.573	38.068	47.321	26.184
8	1:49.066	37.824	45.272	25.970	8	1:49.520	37.699	45.679	26.142
9	1:48.716	37.499	45.287	25.930	9	1:51.043	37.875	46.883	26.285
10	1:48.851	37.371	45.566	25.914	10	1:50.063	37.994	45.787	26.282
11	1:48.667	37.397	45.451	25.819	11	1:49.812	37.734	45.808	26.270
12	1:48.624	37.448	45.267	25.909	12	1:54.665	40.323	48.022	26.320
13	1:49.199	37.518	45.598	26.083	13	1:51.455	38.989	46.029	26.437
14	1:48.744	37.401	45.417	25.926	14	1:50.690	38.052	46.147	26.491
15	1:50.228	37.519	45.844	26.865	15	1:51.198	38.552	46.229	26.417
<b>35</b> <b>Stephane RICHELMI</b> MON EPSILON SPORT					<b>38</b> <b>Luciano BACHETA</b> GBR HITECH JUNIOR RACING				
1	2:06.668	50.259	48.686	27.723	1	2:17.422	1:05.629	45.930	25.863
2	1:51.233	39.062	46.277	25.894	2	1:49.998	38.367	45.714	25.917
3	1:50.669	37.828	45.532	27.309	3	1:51.318	38.179	46.812	26.327
4	1:49.722	38.020	45.739	25.963	4	1:50.232	38.048	46.098	26.086
5	1:49.262	37.260	45.351	26.651	5	1:49.590	37.863	45.684	26.043
6	1:49.304	37.702	45.644	25.958					
7	1:50.257	38.427	45.757	26.073					
8	1:50.254	37.978	45.824	26.452					
9	1:49.479	37.872	45.594	26.013					



Computerised results and timing service

ROUND 2: SILVERSTONE  
EURO CUP FORMULA RENAULT 2.0  
RACE 1

Chronological Analysis of Performances

					B Crossing the finish line in pit lane		S2 Time from 1st intermediate to 2nd intermediate			
					S1 Time from finish line to 1st intermedia		S3 Time from 2nd intermediate to finish line		FY Full Yellow Flag	
Lap	Lap Time	S1	S2	S3	Lap	Lap Time	S1	S2	S3	
6	1:50.042	38.208	45.827	26.007	2	1:50.536	38.175	46.240	26.121	
7	1:50.138	38.167	45.845	26.126	3	1:49.643	37.644	45.477	26.522	
8	1:49.912	38.174	45.549	26.189	4	1:49.858	37.810	46.094	25.954	
9	1:49.952	38.101	45.810	26.041	5	1:48.698	37.197	45.554	25.947	
10	1:51.667	39.289	46.203	26.175	6	1:49.033	37.350	45.933	25.750	
11	1:50.638	38.241	46.257	26.140	7	1:49.596	37.519	45.844	26.233	
12	1:49.977	38.181	45.781	26.015	8	1:50.382	37.841	46.153	26.388	
13	1:51.177	38.533	46.421	26.223	9	1:49.145	37.674	45.491	25.980	
14	1:50.101	37.998	45.881	26.222	10	1:48.529	37.513	45.239	25.777	
15	1:50.471	38.191	45.751	26.529	11	1:49.625	37.472	46.029	26.124	
<b>39</b> Juan JACOBO COL HITECH JUNIOR RACING					12	1:50.324	37.809	46.063	26.452	
1	2:11.401	57.023	47.924	26.454	13	1:49.764	37.869	45.934	25.961	
2	1:54.232	39.036	48.875	26.321	14	1:48.699	37.487	45.223	25.989	
3	1:52.696	39.990	46.546	26.160	15	1:48.996	37.541	45.256	26.199	
4	1:51.250	37.995	46.804	26.451	<b>42</b> Daniel MCKENZIE GBR FORTEC MOTORSPORT					
5	1:50.101	38.148	45.866	26.087	1	2:02.781	49.050	47.814	25.917	
6	1:49.651	37.917	45.677	26.057	2	1:50.539	38.364	46.232	25.943	
7	1:50.014	37.925	46.008	26.081	3	1:50.134	37.461	45.871	26.802	
8	1:50.182	37.838	46.215	26.129	4	1:51.185	38.795	46.442	25.948	
9	1:49.910	38.028	45.782	26.100	5	1:51.311	38.023	47.269	26.019	
10	1:50.269	37.906	46.136	26.227	6	1:49.637	37.797	45.755	26.085	
11	1:50.184	37.928	46.152	26.104	7	1:50.411	37.697	46.565	26.149	
12	1:50.106	38.049	45.785	26.272	8	1:49.334	37.672	45.630	26.032	
13	1:50.269	38.147	45.851	26.271	9	1:49.202	37.575	45.748	25.879	
14	1:50.869	38.432	46.196	26.241	10	1:49.449	37.716	45.690	26.043	
15	1:51.233	38.357	46.158	26.718	11	1:50.310	37.511	46.420	26.379	
<b>40</b> Dino BUTORAC CRO RB RACING TEAM					12	1:50.763	38.056	46.272	26.435	
1	2:10.694	56.043	47.772	26.879	13	1:50.651	37.934	46.104	26.613	
2	2:18.337	39.374	47.191	51.772	14	1:49.650	37.823	45.699	26.128	
3	1:53.040	39.291	46.928	26.821	15	1:49.531	37.537	45.745	26.249	
4	1:53.605	38.850	48.209	26.546	<b>43</b> Gabriel DIAS BRA FORTEC COMPETITION					
5	1:51.736	38.224	46.903	26.609	1	1:59.903	47.512	46.291	26.100	
6	2:05.940	45.632	53.499	26.809	2	1:48.452	37.327	45.424	25.701	
7	1:51.792	38.810	46.469	26.513	3	1:49.429	37.735	46.017	25.677	
8	1:51.433	38.423	46.447	26.563	4	1:48.631	37.554	45.345	25.732	
9	1:51.458	38.268	46.394	26.796	5	1:48.877	37.658	45.496	25.723	
10	1:51.541	38.613	46.328	26.600	6	1:48.541	37.582	45.306	25.653	
11	1:51.859	38.803	46.423	26.633	7	1:48.958	37.626	45.498	25.834	
12	1:53.128	38.529	47.547	27.052	8	1:48.883	37.646	45.374	25.863	
13	1:58.625	41.892	49.092	27.641	9	1:49.093	37.747	45.512	25.834	
14	2:05.380	41.063	54.621	29.696	10	1:48.793	37.480	45.450	25.863	
<b>41</b> Dean SMITH GBR FORTEC MOTORSPORT					11	1:48.971	37.556	45.465	25.950	
1	2:09.223	56.799	46.117	26.307	12	1:49.001	37.634	45.466	25.901	
					13	1:49.126	37.681	45.436	26.009	
					14	1:49.433	37.739	45.645	26.049	



Computerised results and timing service

ROUND 2: SILVERSTONE  
EUROCUP FORMULA RENAULT 2.0  
RACE 1

Chronological Analysis of Performances

					B Crossing the finish line in pit lane		S2 Time from 1st intermediate to 2nd intermediate			
					S1 Time from finish line to 1st intermedia		S3 Time from 2nd intermediate to finish line		FY Full Yellow Flag	
Lap	Lap Time	S1	S2	S3	Lap	Lap Time	S1	S2	S3	
15	1:50.350	37.979	45.824	26.547	10	1:49.180	37.652	45.623	25.905	
<b>44</b>	<b>Alex MORGAN</b>				11	1:50.503	38.165	46.230	26.108	GBR
	FORTEC COMPETITION				12	1:51.022	38.444	46.066	26.512	
1	1:58.558	46.885	45.846	25.827	13	1:54.478	37.952	49.230	27.296	
2	1:48.214	37.164	45.411	25.639	14	1:53.991	39.583	47.904	26.504	
3	1:49.171	37.251	45.923	25.997	15	1:51.132	38.481	46.473	26.178	
4	1:48.122	37.182	45.218	25.722						
5	1:48.887	37.550	45.262	26.075						
6	1:48.181	37.276	45.192	25.713						
7	1:48.507	37.448	45.200	25.859						
8	1:48.561	37.341	45.200	26.020						
9	1:48.790	37.543	45.347	25.900						
10	1:50.710	38.213	46.211	26.286						
11	1:48.722	37.526	45.304	25.892						
12	1:49.148	37.716	45.433	25.999						
13	1:49.075	37.603	45.634	25.838						
14	1:49.456	37.801	45.603	26.052						
15	1:49.890	37.824	45.878	26.188						
<b>45</b>	<b>Nicolas MARROC</b>									FRA
	TCS RACING									
1	2:09.040	55.847	46.439	26.754						
2	1:54.697	41.092	47.455	26.150						
3	1:49.790	38.007	45.921	25.862						
4	1:49.946	38.215	45.994	25.737						
5	1:49.020	37.528	45.678	25.814						
6	1:50.184	37.745	46.412	26.027						
7	1:49.947	37.363	46.513	26.071						
8	1:50.777	37.768	46.374	26.635						
9	1:49.016	37.588	45.506	25.922						
10	1:49.696	37.698	46.003	25.995						
11	1:49.795	37.582	45.887	26.326						
12	1:49.589	38.081	45.415	26.093						
13	1:49.855	37.715	46.039	26.101						
14	1:53.274	38.322	48.455	26.497						
15	1:50.351	38.134	45.911	26.306						
<b>78</b>	<b>Benjamin LARICHE</b>									FRA
	POLE SERVICES									
1	2:05.666	50.369	48.349	26.948						
2	1:50.162	37.385	46.623	26.154						
3	1:48.348	37.052	45.514	25.782						
4	1:50.585	38.225	46.489	25.871						
5	1:49.759	37.995	45.847	25.917						
6	1:48.683	37.354	45.566	25.763						
7	1:49.632	37.704	45.814	26.114						
8	1:49.695	37.641	46.262	25.792						
9	1:51.163	37.804	47.054	26.305						



Computerised results and timing service

**ROUND 2: SILVERSTONE**  
**EUROCUP FORMULA RENAULT 2.0**  
**RACE 1**  
**Starting Grid**

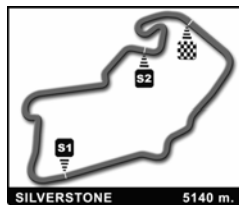
41 - D. SMITH	1:45.175	42
32 - M. CONCHADO		40
25 - C. RAMOS		38
38 - L. BACHETA	1:47.640	36
37 - M. MONRAS	1:47.293	34
15 - N. LUKES	1:47.155	32
9 - C. MUÑOZ	1:47.104	30
18 - P. REITERER	1:47.086	28
3 - R. CAMPOLLO	1:46.981	26
78 - B. LARICHE	1:46.950	24
21 - N. BERTHON	1:47.232	22
36 - R. SINGLETON	1:46.494	20
29 - S. CUNILL	1:46.143	18
42 - D. MCKENZIE	1:45.970	16
7 - A. COSTA	1:45.893	14
43 - G. DIAS	1:45.885	12
31 - H. ACOSTA	1:45.829	10
34 - M. ARZENO	1:45.806	8
27 - M. FACCIN	1:45.558	6
8 - R. MERHI	1:45.331	4
14 - A. CALDARELLI	1:45.312	2

40 - D. BUTORAC	1:49.632	41
30 - M. OTEGUI	1:48.289	39
39 - J. JACOBO	1:48.177	37
1 - J. ROSENZWEIG	1:47.519	35
45 - N. MARROC	1:47.492	33
24 - D. ZAMPIERI	1:47.127	31
22 - K. GIERMAZIAK	1:47.119	29
4 - R. AZZAM	1:47.009	27
5 - . NEBILITSKYI	1:47.002	25
23 - J. GARCÍA	1:47.661	23
2 - P. MONTILLA	1:47.167	21
35 - S. RICHELMI	1:46.215	19
19 - A. KOUT	1:46.096	17
26 - A. QUAIFFE-HOBBS	1:45.918	15
17 - S. CAMPANA	1:45.887	13
10 - T. HEGEWALD	1:45.855	11
44 - A. MORGAN	1:45.809	9
28 - P. VARHAUG	1:45.789	7
12 - D. RICCIARDO	1:45.457	5
6 - J. VERGNE	1:45.316	3
11 - V. BOTTAS	1:44.492	1



The results are provisional until the end of the limit for protest and appeals  
 The limit for protest expires 30' at the latest after publication of the results - Time: .....

<b>Stewards:</b>	<b>Timekeeper:</b>
------------------	--------------------



Computerised results and timing service

## ROUND 2: SILVERSTONE

### EURO CUP FORMULA RENAULT 2.0

#### RACE 2

#### Final Classification

Driver	Nation	ASN	Team	Laps	Total Time	Gap	Kph	Best Lap		
								Lap	Time	Kph
1 (15) 12 Daniel RICCIARDO	AUS	AUS	SG FORMULA	15	27:15.388	-	169.7	4	1:47.701	171.8
2 (12) 11 Valtteri BOTTAS	FIN	FIN	MOTOPARK ACADEMY	15	27:15.781	+0.393	169.7	3	1:47.915	171.5
3 (10) 14 Andrea CALDARELLI	ITA	ITA	SG FORMULA	J 15	27:25.156	+9.768	168.7	4	1:48.749	170.2
4 (8) 27 Michele FACCIN	ITA	ITA	JENZER MOTORSPORT	J 15	27:25.520	+10.132	168.7	3	1:48.780	170.1
5 (6) 8 Roberto MERHI	ESP	ESP	EPSILON EUSKADI 2	J 15	27:27.217	+11.829	168.5	5	1:48.681	170.3
6 (5) 10 Tobias HEGEWALD	GER	GER	MOTOPARK ACADEMY	15	27:28.143	+12.755	168.4	4	1:48.821	170.0
7 (4) 34 Mathieu ARZENO	FRA	FRA	EPSILON SPORT	15	27:28.756	+13.368	168.3	6	1:48.818	170.0
8 (3) 6 Jean Eric VERGNE	FRA	FRA	SG DRIVERS PROJECT	J 15	27:29.100	+13.712	168.3	5	1:48.760	170.1
9 (2) 26 Adrian QUAIFE-HOBBS	GBR	GBR	BVM MINARDI TEAM	J 15	27:29.513	+14.125	168.3	4	1:48.727	170.2
10 (1) 43 Gabriel DIAS	BRA	BRA	FORTEC COMPETITION	J 15	27:32.940	+17.552	167.9	4	1:48.836	170.0
11 31 Himar ACOSTA	ESP	ESP	IQUICK	J 15	27:34.090	+18.702	167.8	4	1:48.699	170.2
12 28 Pal VARHAUG	NOR	NOR	JENZER MOTORSPORT	J 15	27:34.565	+19.177	167.8	4	1:48.984	169.8
13 29 Siso CUNILL	ESP	ESP	JENZER MOTORSPORT	15	27:35.669	+20.281	167.6	3	1:49.181	169.5
14 42 Daniel MCKENZIE	GBR	GBR	FORTEC MOTORSPORT	15	27:37.409	+22.021	167.5	5	1:49.138	169.5
15 35 Stephane RICHELMI	MON	MON	EPSILON SPORT	J 15	27:42.092	+26.704	167.0	4	1:49.054	169.7
16 41 Dean SMITH	GBR	GBR	FORTEC MOTORSPORT	15	27:44.816	+29.428	166.7	11	1:48.364	170.8
17 78 Benjamin LARICHE	FRA	FRA	POLE SERVICES	15	27:46.322	+30.934	166.6	4	1:48.531	170.5
18 19 Adam KOUT	CZE	CZE	KRENEK MOTORSPORT	J 15	27:47.239	+31.851	166.5	4	1:48.842	170.0
19 3 Richard CAMPOLLO	DOM	DOM	EPSILON EUSKADI 1	15	27:49.022	+33.634	166.3	5	1:48.889	169.9
20 9 Carlos MUÑOZ	COL	ESP	EPSILON EUSKADI 2	15	27:51.686	+36.298	166.0	5	1:49.266	169.3
21 2 Pablo MONTILLA	ESP	ESP	EPSILON EUSKADI 1	15	27:52.326	+36.938	166.0	11	1:49.823	168.5
22 5 Anton NEBILITSKYI	RUS	RUS	SG DRIVERS PROJECT	15	27:55.380	+39.992	165.7	4	1:49.092	169.6
23 4 Ramez AZZAM	CAN	DUB	SG DRIVERS PROJECT	J 15	27:56.520	+41.132	165.6	8	1:50.028	168.2
24 37 Miki MONRAS	ESP	ESP	HITECH JUNIOR TEAM	J 15	27:56.812	+41.424	165.5	8	1:49.903	168.4
25 22 Kuba GIERMAZIAK	POL	POL	TEAM MOTOPARK	J 15	27:57.018	+41.630	165.5	14	1:49.404	169.1
26 30 Miguel OTEGUI	ESP	ESP	IQUICK	J 15	28:00.066	+44.678	165.2	6	1:49.987	168.2
27 18 Patrick REITERER	ITA	ITA	PREMA POWERTEAM	J 15	28:00.458	+45.070	165.2	10	1:50.024	168.2
28 1 Jake ROSENZWEIG	USA	USA	EPSILON EUSKADI 1	15	28:01.822	+46.434	165.0	6	1:49.978	168.3
29 17 Sergio CAMPANA	ITA	ITA	PREMA POWERTEAM	15	28:04.809	+49.421	164.7	7	1:50.225	167.9
30 21 Nathanaël BERTHON	FRA	FRA	BOUTSEN ENERGY RACING	15	28:07.690	+52.302	164.5	4	1:49.444	169.1
31 15 Nelson LUKES	FRA	FRA	SG FORMULA	15	28:12.878	+57.490	164.0	8	1:50.564	167.4
32 39 Juan JACOBO	COL	COL	HITECH JUNIOR RACING	J 15	28:13.171	+57.783	163.9	11	1:50.437	167.6
33 32 Marcelo CONCHADO	ESP	ESP	AMITER GALUPPO SPORT	15	28:17.312	+1:01.924	163.5	5	1:51.017	166.7
34 23 Juan Pablo GARCÍA	MEX	MEX	TEAM MOTOPARK	15	28:17.551	+1:02.163	163.5	5	1:49.968	168.3
35 40 Dino BUTORAC	CRO	CRO	RB RACING TEAM	15	28:33.731	+1:18.343	162.0	7	1:51.848	165.4
36 38 Luciano BACHETA	GBR	GBR	HITECH JUNIOR RACING	J 14	28:00.791	1 Lap	154.1	3	1:50.008	168.2
37 36 Richard SINGLETON	GBR	GBR	HITECH JUNIOR TEAM	13	24:20.939	2 Laps	164.7	4	1:49.378	169.2

Not classified:

25 Cesar RAMOS	BRA	BRA	BVM MINARDI TEAM	J	12	24:08.044		10	1:49.079	169.6
24 Daniel ZAMPIERI	ITA	ITA	BVM MINARDI TEAM	J	7	13:31.231		6	1:49.841	168.5
44 Alex MORGAN	GBR	GBR	FORTEC COMPETITION		5	9:13.524		4	1:48.832	170.0
45 Nicolas MARROC	FRA	FRA	TCS RACING		3	5:50.943		3	1:50.006	168.2
7 Albert COSTA	ESP	ESP	EPSILON EUSKADI 2		1	2:00.165				

Pole Position		V. BOTTAS	1:44.522	
Fastest Lap	Lap 4	Daniel RICCIARDO	1:47.701	171.8 Kph
Circuit Record Lap	07/06/2008	Mathieu ARZENO	1:47.205	172.6 Kph
Circuit Best Lap	07/06/2008	Valtteri BOTTAS	1:44.492	177.1 Kph

SUSPENDED DUE TO TECHNICAL CHECKS

The results are provisional until the end of the limit for protest and appeals  
The limit for protest expires 30' at the latest after publication of the results - Time: .....

Stewards:	Timekeeper:
-----------	-------------



Computerised results and timing service

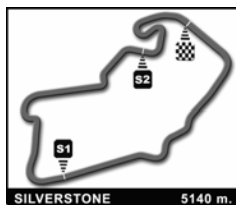
**ROUND 2: SILVERSTONE**  
**EUROCUP FORMULA RENAULT 2.0**  
**After RACE 2**  
**Drivers Championship Standings**

Drivers	Nation	Points	BEL	GBR	HUN	GER	FRA	POR	ESP
1 Daniel RICCIARDO	AUS	<b>46</b>	15 8	8 15					
2 Valtteri BOTTAS	FIN	<b>39</b>	10 - 1	15 12 1					
3 Andrea CALDARELLI	ITA J	<b>34</b>	12 -	12 10					
4 Roberto MERHI	ESP J	<b>20</b>	4 -	10 6					
5 Michele FACCIN	ITA J	<b>19</b>	3 3	5 8					
6 Daniel ZAMPIERI	ITA J	<b>18</b>	8 10	- -					
7 Cesar RAMOS	BRA J	<b>17</b>	5 12	- -					
8 Paul MEIJER	NED	<b>15</b>	- 15	- -					
9 Tobias HEGEWALD	GER	<b>12</b>	- 6	1 5					
10 Mathieu ARZENO	FRA	<b>12</b>	2 -	6 4					
11 Albert COSTA	ESP	<b>9</b>	6 -	3 -					
12 Siso CUNILL	ESP	<b>5</b>	- 5	- -					
13 Pal VARHAUG	NOR J	<b>4</b>	- 4	- -					
14 Alex MORGAN	GBR	<b>4</b>	- -	4 -					
15 Jean Eric VERGNE	FRA J	<b>4</b>	1 -	- 3					
16 Gabriel DIAS	BRA J	<b>3</b>	- -	2 1					
17 Adrian QUAIFFE-HOBBS	GBR J	<b>2</b>	- -	- 2					
18 Antonio Felix DA COSTA	POR J	<b>2</b>	- 2	- -					
19 Tristan VAUTIER	FRA	<b>1</b>	- 1	- -					

**RENAULT SPORT**

  
world series  
by RENAULT

**FORMULA  
RENAULT 2.0**  
 EUROCUP



Computerised results and timing service

**ROUND 2: SILVERSTONE**  
**EUROCUP FORMULA RENAULT 2.0**  
After the RACE 2  
**Teams Championship Standings**

Teams	Points	BEL	GBR	HUN	GER	FRA	POR	ESP
1 SG FORMULA	<b>80</b>	27 8	20 25					
2 MOTOPARK ACADEMY	<b>51</b>	10 6 1	16 17 1					
3 EPSILON EUSKADI 2	<b>29</b>	10 -	13 6					
4 JENZER MOTORSPORT	<b>23</b>	3 7	5 8					
5 BVM MINARDI TEAM	<b>19</b>	5 12	- 2					
6 MP MOTORSPORT	<b>15</b>	- 15	- -					
7 EPSILON SPORT	<b>13</b>	2 1	6 4					
8 FORTEC COMPETITION	<b>7</b>	- -	6 1					
9 SG DRIVERS PROJECT	<b>4</b>	1 -	- 3					





Computerised results and timing service

**ROUND 2: SILVERSTONE**  
**EURO CUP FORMULA RENAULT 2.0**  
**RACE 2**  
**Lap Chart**

Driver	Pos	Lap	Grid	1	2	3	4	5	6	7	8	9	10	11	12	13	14	15
(11) V. BOTTAS	1	11	11	11	11	11	11	11	11	11	11	11	11	11	11	11	11	12
(14) A. CALDARELLI	2	14	12	12	12	12	12	12	12	12	12	12	12	12	12	12	12	11
(12) D. RICCIARDO	3	12	14	14	14	14	14	14	14	14	14	14	14	14	14	14	14	14
(27) M. FACCIN	4	27	27	27	27	27	27	27	27	27	27	27	27	27	27	27	27	27
(44) A. MORGAN	5	44	44	44	44	44	44	10	10	10	10	10	10	10	10	10	8	8
(6) J. VERGNE	6	6	10	10	10	10	10	8	8	8	8	8	8	8	8	8	10	10
(10) T. HEGEWALD	7	10	8	8	8	8	8	34	34	34	34	34	34	34	34	34	34	34
(8) R. MERHI	8	8	6	6	6	6	6	6	6	6	6	6	6	6	6	6	6	6
(26) A. QUAIFE-HOBBS	9	26	26	26	34	34	34	26	26	26	26	26	26	26	26	26	26	26
(43) G. DIAS	10	43	34	34	26	26	26	43	43	43	43	43	43	43	43	43	43	43
(34) M. ARZENO	11	34	7	43	43	43	43	31	31	31	31	31	31	31	31	31	31	31
(7) A. COSTA	12	7	31	31	31	31	31	28	28	28	28	28	28	28	28	28	28	28
(31) H. ACOSTA	13	31	43	28	28	28	28	29	29	29	29	29	29	29	29	29	29	29
(28) P. VARHAUG	14	28	28	29	29	29	29	42	42	42	42	42	42	42	42	42	42	42
(42) D. MCKENZIE	15	42	29	35	35	35	35	35	35	35	35	35	35	35	35	35	35	35
(29) S. CUNILL	16	29	35	42	42	42	42	36	36	36	36	36	36	36	36	78	78	41
(35) S. RICHELMI	17	35	42	36	36	36	36	78	78	78	78	78	78	78	78	19	41	78
(17) S. CAMPANA	18	17	36	17	78	78	78	19	19	19	19	19	19	19	19	41	19	19
(36) R. SINGLETON	19	36	17	78	19	19	19	5	5	5	5	5	5	5	3	3	3	3
(19) A. KOUT	20	19	19	19	5	5	5	3	3	3	3	3	3	3	41	9	9	9
(2) P. MONTILLA	21	2	78	2	2	3	3	9	9	9	9	9	9	9	5	2	2	2
(23) J. GARCÍA	22	23	2	5	3	9	9	2	2	2	2	41	41	9	5	5	5	5
(21) N. BERTHON	23	21	5	23	9	2	2	23	4	4	41	2	2	2	4	4	4	4
(78) B. LARICHE	24	78	23	3	23	23	23	4	22	22	4	4	4	4	4	37	37	37
(5) . NEBILITSKYI	25	5	3	9	22	4	25	22	41	41	37	37	37	37	22	22	22	22
(3) R. CAMPOLLO	26	3	9	4	4	22	4	41	23	37	30	30	30	30	30	30	30	30
(4) R. AZZAM	27	4	21	22	18	25	22	37	37	30	18	18	18	22	18	18	18	18
(18) P. REITERER	28	18	24	18	37	37	37	30	30	18	22	22	22	18	36	1	1	1
(22) K. GIERMAZIAK	29	22	4	37	25	30	41	24	18	23	1	1	1	1	1	17	17	17
(9) C. MUÑOZ	30	9	22	25	30	41	30	18	1	1	23	17	17	17	17	21	21	21
(24) D. ZAMPIERI	31	24	18	30	45	18	24	1	17	17	17	23	23	23	21	23	15	15
(15) N. LUKES	32	15	37	45	41	24	18	17	15	15	15	15	15	15	23	15	39	39
(45) N. MARROC	33	45	45	41	17	38	38	15	39	39	21	21	21	21	15	39	32	32
(37) M. MONRAS	34	37	30	24	24	1	1	38	21	39	39	39	39	39	39	32	23	23
(1) J. ROSENZWEIG	35	1	25	1	1	17	17	39	38	32	32	32	32	32	32	40	40	40
(38) L. BACHETA	36	38	1	38	38	15	15	32	32	38	38	40	40	40	40	38	38	38
(39) J. JACOBO	37	39	41	40	15	39	39	21	24	40	40	38	25	25	38	38	38	38
(25) C. RAMOS	38	25	38	15	40	32	32	40	40	25	25	38	38	38	38	38	38	38
(30) M. OTEGUI	39	30	40	39	39	21	21	25	25	25	25	25	25	25	25	25	25	25
(32) M. CONCHADO	40	32	15	32	32	40	40	40	40	40	40	40	40	40	40	40	40	40
(40) D. BUTORAC	41	40	32	21	21	21	21	21	21	21	21	21	21	21	21	21	21	21
(41) D. SMITH	42	41	39	39	39	39	39	39	39	39	39	39	39	39	39	39	39	39



Computerised results and timing service

## ROUND 2: SILVERSTONE

### EURO CUP FORMULA RENAULT 2.0

#### RACE 2

#### Best Partial Times

IT Ideal Lap Time, sum of the best partial times

BT Best Lap Time

		S1		S2		S3				IT	BT	
Pos	Driver	Time	Driver	Time	Driver	Time	Pos	Driver				
1	12 D.RICCIARDO	36.989	12 D.RICCIARDO	44.961	12 D.RICCIARDO	25.647	1	D.RICCIARDO	1'47.597	1:47.701	(1)	
2	11 V.BOTTAS	37.054	11 V.BOTTAS	45.101	11 V.BOTTAS	25.649	2	V.BOTTAS	1'47.804	1:47.915	(2)	
3	34 M.ARZENO	37.195	41 D.SMITH	45.208	34 M.ARZENO	25.711	3	M.ARZENO	1'48.130	1:48.818	(7)	
4	41 D.SMITH	37.265	34 M.ARZENO	45.224	25 C.RAMOS	25.732	4	D.SMITH	1'48.330	1:48.364	(16)	
5	8 R.MERHI	37.267	31 H.ACOSTA	45.298	3 R.CAMPOLLO	25.786	5	M.FACCIN	1'48.489	1:48.780	(4)	
6	10 T.HEGEWALD	37.292	27 M.FACCIN	45.303	78 B.LARICHE	25.789	6	B.LARICHE	1'48.531	1:48.531	(17)	
7	6 J.VERGNE	37.305	28 P.VARHAUG	45.348	43 G.DIAS	25.793	7	A.QUAIFE-HOBBS	1'48.552	1:48.727	(9)	
8	78 B.LARICHE	37.334	14 A.CALDARELLI	45.350	28 P.VARHAUG	25.815	8	G.DIAS	1'48.576	1:48.836	(10)	
9	26 A.QUAIFE-HOBBS	37.335	26 A.QUAIFE-HOBBS	45.353	27 M.FACCIN	25.823	9	H.ACOSTA	1'48.589	1:48.699	(11)	
10	44 A.MORGAN	37.352	43 G.DIAS	45.407	19 A.KOUT	25.856	10	R.CAMPOLLO	1'48.605	1:48.889	(19)	
11	27 M.FACCIN	37.363	78 B.LARICHE	45.408	41 D.SMITH	25.857	11	R.MERHI	1'48.607	1:48.681	(5)	
12	3 R.CAMPOLLO	37.363	5 .NEBILITSKYI	45.416	26 A.QUAIFE-HOBBS	25.864	12	A.CALDARELLI	1'48.639	1:48.749	(3)	
13	43 G.DIAS	37.376	10 T.HEGEWALD	45.425	31 H.ACOSTA	25.869	13	J.VERGNE	1'48.668	1:48.760	(8)	
14	42 D.MCKENZIE	37.419	44 A.MORGAN	45.449	14 A.CALDARELLI	25.870	14	T.HEGEWALD	1'48.669	1:48.821	(6)	
15	14 A.CALDARELLI	37.419	3 R.CAMPOLLO	45.456	36 R.SINGLETON	25.872	15	P.VARHAUG	1'48.696	1:48.984	(12)	
16	31 H.ACOSTA	37.422	8 R.MERHI	45.461	8 R.MERHI	25.879	16	A.MORGAN	1'48.722	1:48.832	(40)	
17	24 D.ZAMPIERI	37.443	6 J.VERGNE	45.469	29 S.CUNILL	25.881	17	A.KOUT	1'48.842	1:48.842	(18)	
18	25 C.RAMOS	37.485	19 A.KOUT	45.470	6 J.VERGNE	25.894	18	C.RAMOS	1'48.849	1:49.079	(38)	
19	5 .NEBILITSKYI	37.494	42 D.MCKENZIE	45.476	44 A.MORGAN	25.921	19	.NEBILITSKYI	1'48.890	1:49.092	(22)	
20	35 S.RICHELM	37.495	35 S.RICHELM	45.538	10 T.HEGEWALD	25.952	20	D.MCKENZIE	1'48.910	1:49.138	(14)	
21	19 A.KOUT	37.516	22 K.GIERMAZIAK	45.543	5 .NEBILITSKYI	25.980	21	S.CUNILL	1'49.032	1:49.181	(13)	
22	28 P.VARHAUG	37.533	7 A.COSTA	45.558	22 K.GIERMAZIAK	25.982	22	S.RICHELM	1'49.038	1:49.054	(15)	
23	29 S.CUNILL	37.560	30 M.OTEGUI	45.564	1 J.ROSENZWEIG	25.985	23	K.GIERMAZIAK	1'49.149	1:49.404	(25)	
24	9 C.MUÑOZ	37.622	29 S.CUNILL	45.591	35 S.RICHELM	26.005	24	C.MUÑOZ	1'49.266	1:49.266	(20)	
25	22 K.GIERMAZIAK	37.624	9 C.MUÑOZ	45.624	17 S.CAMPANA	26.005	25	R.SINGLETON	1'49.313	1:49.378	(37)	
26	21 N.BERTHON	37.692	25 C.RAMOS	45.632	42 D.MCKENZIE	26.015	26	N.BERTHON	1'49.372	1:49.444	(30)	
27	4 R.AZZAM	37.694	38 L.BACHETA	45.633	9 C.MUÑOZ	26.020	27	D.ZAMPIERI	1'49.402	1:49.841	(39)	
28	7 A.COSTA	37.716	37 M.MONRAS	45.642	21 N.BERTHON	26.035	28	P.MONTILLA	1'49.614	1:49.823	(21)	
29	36 R.SINGLETON	37.769	21 N.BERTHON	45.645	18 P.REITERER	26.037	29	M.OTEGUI	1'49.616	1:49.987	(26)	
30	23 J.GARCÍA	37.785	36 R.SINGLETON	45.672	15 N.LUKES	26.096	30	A.COSTA	1'49.621			
31	2 P.MONTILLA	37.806	2 P.MONTILLA	45.684	24 D.ZAMPIERI	26.115	31	J.ROSENZWEIG	1'49.681	1:49.978	(28)	
32	45 N.MARROC	37.831	1 J.ROSENZWEIG	45.710	39 J.JACOBO	26.116	32	M.MONRAS	1'49.707	1:49.903	(24)	
33	18 P.REITERER	37.861	45 N.MARROC	45.810	2 P.MONTILLA	26.124	33	P.REITERER	1'49.741	1:50.024	(27)	
34	30 M.OTEGUI	37.911	15 N.LUKES	45.839	37 M.MONRAS	26.124	34	R.AZZAM	1'49.845	1:50.028	(23)	
35	37 M.MONRAS	37.941	18 P.REITERER	45.843	30 M.OTEGUI	26.141	35	L.BACHETA	1'49.855	1:50.008	(36)	
36	1 J.ROSENZWEIG	37.986	24 D.ZAMPIERI	45.844	38 L.BACHETA	26.144	36	J.GARCÍA	1'49.968	1:49.968	(34)	
37	17 S.CAMPANA	38.076	4 R.AZZAM	45.887	32 M.CONCHADO	26.179	37	N.MARROC	1'50.006	1:50.006	(41)	
38	38 L.BACHETA	38.078	17 S.CAMPANA	45.934	23 J.GARCÍA	26.201	38	S.CAMPANA	1'50.015	1:50.225	(29)	
39	39 J.JACOBO	38.166	23 J.GARCÍA	45.982	40 D.BUTORAC	26.248	39	N.LUKES	1'50.117	1:50.564	(31)	
40	15 N.LUKES	38.182	39 J.JACOBO	46.039	4 R.AZZAM	26.264	40	J.JACOBO	1'50.321	1:50.437	(32)	
41	32 M.CONCHADO	38.203	32 M.CONCHADO	46.114	7 A.COSTA	26.347	41	M.CONCHADO	1'50.496	1:51.017	(33)	
42	40 D.BUTORAC	38.517	40 D.BUTORAC	46.331	45 N.MARROC	26.365	42	D.BUTORAC	1'51.096	1:51.848	(35)	



Computerised results and timing service

**ROUND 2: SILVERSTONE**  
**EUROCUP FORMULA RENAULT 2.0**  
**RACE 2**  
**Fastest Laps Sequence**

Practice Time	Driver	Nation	Time	Kph	Driver's Lap
<b>3:42.417</b>	11 <b>Valtteri BOTTAS</b>	FIN	<b>1:47.980</b>	171.4	2
<b>3:43.266</b>	12 <b>Daniel RICCIARDO</b>	AUS	<b>1:47.930</b>	171.4	2
<b>5:30.332</b>	11 <b>Valtteri BOTTAS</b>	FIN	<b>1:47.915</b>	171.5	3
<b>5:31.144</b>	12 <b>Daniel RICCIARDO</b>	AUS	<b>1:47.878</b>	171.5	3
<b>7:18.845</b>	12 <b>Daniel RICCIARDO</b>	AUS	<b>1:47.701</b>	171.8	4



Computerised results and timing service

## ROUND 2: SILVERSTONE

### EURO CUP FORMULA RENAULT 2.0

#### After the RACE 2

#### Drivers Performance

NC Not classified EX Excluded NS Not Started

Drivers	Nation	Points	BEL	GBR	HUN	GER	FRA	POR	ESP
1 Daniel RICCIARDO	AUS	46	2-1	2-4	5-4	3-1			
2 Valtteri BOTTAS	FIN	39	1-3	1-27	1-1	1-2			
3 Andrea CALDARELLI	ITA	34	3-2	3-NC	2-2	2-3			
4 Roberto MERHI	ESP	20	4-7	4-NC	4-3	8-5			
5 Michele FACCIN	ITA	19	6-8	6-8	6-6	4-4			
6 Daniel ZAMPIERI	ITA	18	13-4	13-3	31-14	31-NC			
7 Cesar RAMOS	BRA	17	8-6	12-2	38-24	38-NC			
8 Paul MEIJER	NED	15	11-NC	9-1					
9 Tobias HEGEWALD	GER	12	20-11	23-5	11-10	7-6			
10 Mathieu ARZENO	FRA	12	12-9	10-NC	8-5	11-7			
11 Albert COSTA	ESP	9	5-5	5-NC	14-8	12-NC			
12 Siso CUNILL	ESP	5	14-NC	15-6	18-12	16-13			
13 Pal VARHAUG	NOR	4	9-14	11-7	7-13	14-12			
14 Alex MORGAN	GBR	4	22-13	20-NC	9-7	5-NC			
15 Jean Eric VERGNE	FRA	4	7-10	7-24	3-38	6-8			
16 Gabriel DIAS	BRA	3	39-36	38-23	12-9	10-10			
17 Adrian QUAIFE-HOBBS	GBR	2	10-NC	8-NC	15-11	9-9			
18 Antonio Felix DA COSTA	POR	2	26-16	26-9					
19 Tristan VAUTIER	FRA	1	24-25	22-10					
Jake ROSENZWEIG	USA		19-18	21-NC	35-37	35-28			
Pablo MONTILLA	ESP		30-37	30-NC	21-32	21-21			
Richard CAMPOLLO	DOM		16-42	14-29	26-20	26-19			
Ramez AZZAM	CAN		18-32	18-15	27-17	27-23			
Anton NEBILITSKYI	RUS		33-24	33-NC	25-16	25-22			
Carlos MUÑOZ	COL				30-29	30-20			
Nelson LUKES	FRA		17-27	16-NC	32-NC	32-31			
Carlos MUÑOZ	COL		36-28	36-25					
Sergio CAMPANA	ITA				13-21	18-29			
Patrick REITERER	ITA		34-23	34-NC	28-31	28-27			
Adam KOUT	CZE		27-20	27-12	17-22	20-18			
Nathanaël BERTHON	FRA		29-39	29-20	22-27	23-30			
Kuba GIERMAZIAK	POL		32-22	32-NC	29-25	29-25			
Juan Pablo GARCÍA	MEX		35-21	35-17	23-36	22-34			
Miguel OTEGUI	ESP		40-NC	39-NC	39-33	39-26			
Himar ACOSTA	ESP		41-40	40-21	10-15	13-11			
Marcelo CONCHADO	ESP		44-35	43-31	40-40	40-33			
Stephane RICHELMI	MON		31-17	31-13	19-39	17-15			
Richard SINGLETON	GBR		23-41	24-14	20-23	19-37			



Computerised results and timing service

# ROUND 2: SILVERSTONE

## EUROCUP FORMULA RENAULT 2.0

### After the RACE 2

### Drivers Performance

NC Not classified EX Excluded NS Not Started

Drivers	Nation	Points	BEL	GBR	HUN	GER	FRA	POR	ESP
Miki MONRAS	ESP		21-19	19-11	34-30	34-24			
Luciano BACHETA	GBR		28-15	28-18	36-35	36-36			
Juan JACOBO	COL		25-30	25-NC	37-34	37-32			
Dino BUTORAC	CRO		46-38	45-NC	41-41	41-35			
Dean SMITH	GBR		15-12	17-NC	42-18	42-16			
Daniel MCKENZIE	GBR		38-26	37-19	16-19	15-14			
Nicolas MARROC	FRA		37-31	48-22	33-28	33-NC			
Vinicius SAMMARONE	BRA		43-NC	42-28					
Jakub KNOLL	CZE		48-NC	47-30					
Nicky CATSBURG	NED		42-34	41-16					
Mateusz ADAMSKI	POL		45-29	44-26					
Benjamin LARICHE	FRA				24-26	24-17			
Vasiliaskas KAZIMIERAS	LTU		47-33	46-NC					



Computerised results and timing service

**ROUND 2: SILVERSTONE**  
**EURO CUP FORMULA RENAULT 2.0**  
**After RACE 2**  
**Drivers Statistics**

Driver	Nation	Team	Points	First Positions	Seconds Positions	Thirds Positions	Race Fastest Laps	Pole Positions	Laps in first place	Km. covered in Race	Km. covered in Practice
<b>Daniel RICCIARDO</b>	AUS	SG FORMULA	46	2			2		13	315,27	625,53
<b>Valtteri BOTTAS</b>	FIN	MOTOPARK ACADEMY	39	1	1	1		4	29	315,27	665,24
<b>Andrea CALDARELLI</b>	ITA	SG FORMULA	34		2	1				238,24	628,81
<b>Roberto MERHI</b>	ESP	EPSILON EUSKADI 2	20			1				294,26	603,56
<b>Michele FACCIN</b>	ITA	JENZER MOTORSPORT	19							315,27	695,11
<b>Daniel ZAMPIERI</b>	ITA	BVM MINARDI TEAM	18			1	1			274,15	608,70
<b>Cesar RAMOS</b>	BRA	BVM MINARDI TEAM	17		1				2	299,85	632,98
<b>Paul MEIJER</b>	NED	MP MOTORSPORT	15	1					9	112,05	182,08
<b>Tobias HEGEWALD</b>	GER	MOTOPARK ACADEMY	12							315,27	676,93
<b>Mathieu ARZENO</b>	FRA	EPSILON SPORT	12				1			238,24	703,53
<b>Albert COSTA</b>	ESP	EPSILON EUSKADI 2	9							166,82	656,82
<b>Siso CUNILL</b>	ESP	JENZER MOTORSPORT	5							238,24	636,71
<b>Pal VARHAUG</b>	NOR	JENZER MOTORSPORT	4							315,27	633,43
<b>Alex MORGAN</b>	GBR	FORTEC COMPETITION	4							186,84	700,25
<b>Jean Eric VERGNE</b>	FRA	SG DRIVERS PROJECT	4							310,13	632,54
<b>Gabriel DIAS</b>	BRA	FORTEC COMPETITION	3							315,27	596,11
<b>Adrian QUAIFE-HOBBS</b>	GBR	BVM MINARDI TEAM	2							189,22	751,65
<b>Antonio Felix DA COSTA</b>	POR	MOTOPARK ACADEMY	2							161,07	168,07
<b>Tristan VAUTIER</b>	FRA	EPSILON SPORT	1							161,07	217,09
<b>Jake ROSENZWEIG</b>	USA	EPSILON EUSKADI 1								287,26	531,60
<b>Pablo MONTILLA</b>	ESP	EPSILON EUSKADI 1								294,26	576,96
<b>Richard CAMPOLLO</b>	DOM	EPSILON EUSKADI 1								301,26	544,71
<b>Ramez AZZAM</b>	CAN	SG DRIVERS PROJECT								315,27	653,54
<b>Anton NEBILITSKYI</b>	RUS	SG DRIVERS PROJECT								245,24	458,74
<b>Carlos MUÑOZ</b>	COL	EPSILON EUSKADI 2								154,20	380,36
<b>Nelson LUKES</b>	FRA	SG FORMULA								188,70	606,84
<b>Carlos MUÑOZ</b>	COL	PREMA POWERTEAM								161,07	147,06
<b>Sergio CAMPANA</b>	ITA	PREMA POWERTEAM								154,20	467,74
<b>Patrick REITERER</b>	ITA	PREMA POWERTEAM								280,25	547,98
<b>Adam KOUT</b>	CZE	KRENEK MOTORSPORT								315,27	613,39
<b>Nathanaël BERTHON</b>	FRA	BOUTSEN ENERGY RACING								308,27	597,52
<b>Kuba GIERMAZIAK</b>	POL	TEAM MOTOPARK								245,24	547,98
<b>Juan Pablo GARCÍA</b>	MEX	TEAM MOTOPARK								315,27	640,50
<b>Miguel OTEGUI</b>	ESP	IQUICK								182,21	529,74
<b>Himar ACOSTA</b>	ESP	IQUICK								308,27	551,71
<b>Marcelo CONCHADO</b>	ESP	AMITER GALUPPO SPORT								310,13	520,42
<b>Stephane RICHELMI</b>	MON	EPSILON SPORT								310,13	632,09
<b>Richard SINGLETON</b>	GBR	HITECH JUNIOR TEAM								297,99	620,84
<b>Miki MONRAS</b>	ESP	HITECH JUNIOR TEAM								315,27	612,42
<b>Luciano BACHETA</b>	GBR	HITECH JUNIOR RACING								310,13	572,27
<b>Juan JACOBO</b>	COL	HITECH JUNIOR RACING								245,24	537,25
<b>Dino BUTORAC</b>	CRO	RB RACING TEAM								247,10	585,83
<b>Dean SMITH</b>	GBR	FORTEC MOTORSPORT								252,24	712,40
<b>Daniel MCKENZIE</b>	GBR	FORTEC MOTORSPORT								315,27	640,95
<b>Nicolas MARROC</b>	FRA	TCS RACING								253,59	606,84
<b>Vinicius SAMMARONE</b>	BRA	TEAM MOTOPARK								91,04	161,07
<b>Jakub KNOLL</b>	CZE	KRENEK MOTORSPORT								140,06	140,06
<b>Nicky CATSBURG</b>	NED	MP MOTORSPORT								161,07	140,06
<b>Mateusz ADAMSKI</b>	POL	MP MOTORSPORT								161,07	168,07
<b>Benjamin LARICHE</b>	FRA	POLE SERVICES								154,20	431,76



Computerised results and timing service

**ROUND 2: SILVERSTONE**  
**EUROCUP FORMULA RENAULT 2.0**  
**After RACE 2**  
**Drivers Statistics**

Driver	Nation	Team	Points	First Positions	Seconds Positions	Thirds Positions	Race Fastest Laps	Pole Positions	Laps in first place	Km. covered in Race	Km. covered in Practice
Vasiliauskas KAZIMIERAS	LTU	PREMA POWERTEAM								98,04	147,06



Computerised results and timing service

## ROUND 2: SILVERSTONE EUROCUP FORMULA RENAULT 2.0 RACE 2 Analysis by Lap

Lapped driver

Num	Lap Time	Gap	Num	Lap Time	Gap	Num	Lap Time	Gap	Num	Lap Time	Gap	Num	Lap Time	Gap								
<b>Lap 1</b>																						
			42	1:51.038	11.080	24	1:50.926	22.144	26	1:48.811	10.285	24	1:49.841	27.789								
11	1:54.437		36	1:51.266	11.703	1	1:50.724	22.238	43	1:48.839	11.248	18	1:50.417	28.769								
12	1:55.336	0.899	17	1:51.181	12.068	38	1:50.008	22.604	31	1:49.134	11.896	1	1:49.978	30.529								
14	1:56.122	1.685	78	1:50.482	12.294	15	1:50.744	23.764	28	1:49.103	12.471	17	1:50.241	31.550								
27	1:56.611	2.174	19	1:51.467	12.762	40	1:52.124	24.794	29	1:49.249	13.295	15	1:51.858	33.616								
44	1:57.317	2.880	2	1:51.010	13.395	39	1:51.841	25.554	35	1:49.278	14.557	38	1:53.953	34.182								
10	1:58.063	3.626	5	1:50.985	13.712	32	1:51.879	25.876	42	1:49.138	15.266	39	1:52.012	34.423								
8	1:58.420	3.983	23	1:50.943	13.958	21	1:49.693	30.908	36	1:49.580	16.220	32	1:51.645	34.694								
6	1:58.840	4.403	3	1:51.020	14.409	<b>Lap 4</b>								78	1:49.609	16.551						
26	1:59.290	4.853	9	1:50.908	14.559									19	1:49.349	17.180						
34	1:59.806	5.369	4	1:50.590	15.047	11	1:47.950		5	1:49.145	18.907	25	2:29.759	1'03.757								
7	2:00.165	5.728	22	1:50.499	15.445	12	1:47.701	0.563	3	1:48.889	19.810	<b>Lap 7</b>										
31	2:00.531	6.094	18	1:51.108	16.313	14	1:48.749	4.235	9	1:49.266	21.286	11	1:48.470									
43	2:01.128	6.691	37	1:51.113	16.559	27	1:48.823	4.851	2	1:49.979	22.426	12	1:48.511	0.382								
28	2:01.230	6.793	25	1:50.864	17.123	44	1:48.832	6.389	23	1:49.968	22.760	14	1:49.492	6.014								
29	2:01.606	7.169	30	1:52.014	17.899	10	1:48.821	7.169	25	1:49.104	22.949	27	1:49.279	6.522								
35	2:02.056	7.619	45	1:52.716	18.520	8	1:49.233	7.806	4	1:50.468	23.874	10	1:49.062	8.659								
42	2:02.459	8.022	41	1:52.275	18.739	6	1:49.369	8.415	22	1:50.296	24.008	8	1:49.029	9.070								
36	2:02.854	8.417	24	1:55.107	19.133	34	1:48.849	8.632	37	1:49.939	24.436	34	1:48.983	9.826								
17	2:03.304	8.867	1	1:53.062	19.429	26	1:48.727	9.606	41	1:49.380	24.704	6	1:49.073	10.616								
19	2:03.712	9.275	38	1:53.767	20.511	43	1:48.836	10.541	30	1:51.555	26.403	26	1:49.472	11.826								
78	2:04.229	9.792	40	1:53.474	20.585	31	1:48.699	10.894	24	1:50.011	26.899	43	1:49.481	12.394								
2	2:04.802	10.365	15	1:53.589	20.935	28	1:48.984	11.500	18	1:51.250	27.303	31	1:49.404	13.228								
5	2:05.144	10.707	39	1:53.396	21.628	29	1:49.194	12.178	38	1:51.067	29.180	28	1:49.553	13.863								
23	2:05.432	10.995	32	1:54.313	21.912	35	1:49.054	13.411	1	1:51.306	29.502	29	1:49.564	14.677								
3	2:05.806	11.369	21	2:05.212	29.130	42	1:49.531	14.260	17	1:51.698	30.260	42	1:49.339	18.088								
9	2:06.068	11.631	<b>Lap 3</b>			36	1:49.378	14.772	15	1:51.800	30.709	35	1:49.794	18.924								
21	2:06.335	11.898	11	1:47.915		78	1:48.531	15.074	39	1:50.896	31.362	36	1:49.600	19.543								
24	2:06.443	12.006	12	1:47.878	0.812	19	1:48.842	15.963	32	1:51.017	32.000	78	1:50.085	19.870								
4	2:06.874	12.437	14	1:48.786	3.436	5	1:49.092	17.894	21	1:49.846	34.116	19	1:50.114	20.313								
22	2:07.363	12.926	27	1:48.780	3.978	3	1:49.277	19.053	40	1:52.349	40.835	5	1:49.659	20.811								
18	2:07.622	13.185	44	1:49.048	5.507	9	1:50.025	20.152	<b>Lap 6</b>					3	1:49.606	21.230						
37	2:07.863	13.426	10	1:49.152	6.298	2	1:51.153	20.579	11	1:48.951		9	1:49.852	23.253								
45	2:08.221	13.784	8	1:49.160	6.523	23	1:50.311	20.924	12	1:48.900	0.341	2	1:50.507	25.675								
30	2:08.302	13.865	6	1:49.081	6.996	4	1:50.230	21.538	14	1:48.917	4.992	4	1:50.893	28.125								
25	2:08.676	14.239	34	1:48.916	7.733	22	1:51.111	21.844	27	1:48.894	5.713	22	1:50.989	28.458								
1	2:08.784	14.347	26	1:50.463	8.829	25	1:49.919	21.977	10	1:48.986	8.067	41	1:51.076	28.647								
41	2:08.881	14.444	43	1:49.027	9.655	37	1:50.724	22.629	8	1:49.107	8.511	23	1:52.915	29.831								
38	2:09.161	14.724	31	1:49.073	10.145	30	1:50.482	22.980	34	1:48.818	9.313	37	1:52.054	30.161								
40	2:09.528	15.091	28	1:49.088	10.466	41	1:50.194	23.456	6	1:49.921	10.013	30	1:51.428	30.397								
15	2:09.763	15.326	29	1:49.181	10.934	18	1:52.517	24.185	26	1:49.490	10.824	18	1:51.425	31.724								
32	2:10.016	15.579	29	1:49.181	10.934	24	1:50.826	25.020	43	1:49.086	11.383	1	1:50.458	32.517								
39	2:10.649	16.212	35	1:49.914	12.307	38	1:51.591	26.245	31	1:49.349	12.294	17	1:50.225	33.305								
<b>Lap 2</b>																						
11	1:47.980		42	1:49.514	12.679	1	1:52.040	26.328	28	1:49.260	12.780	15	1:50.688	35.834								
12	1:47.930	0.849	36	1:49.556	13.344	17	1:52.572	26.694	29	1:49.239	13.583	39	1:51.180	37.133								
14	1:48.860	2.565	78	1:50.114	14.493	15	1:51.227	27.041	42	1:50.904	17.219	21	1:51.840	38.518								
27	1:48.919	3.113	19	1:50.224	15.071	39	1:50.994	28.598	35	1:51.994	17.600	38	1:53.907	39.619								
44	1:49.474	4.374	5	1:50.955	16.752	32	1:51.189	29.115	36	1:50.784	18.053	32	1:53.523	39.747								
10	1:49.415	5.061	2	1:51.896	17.376	21	1:49.444	32.402	78	1:50.655	18.255	24	2:08.077	47.396								
8	1:49.275	5.278	3	1:51.232	17.726	40	1:59.774	36.618	19	1:50.440	18.669	40	1:51.848	47.420								
6	1:49.407	5.830	9	1:51.433	18.077	<b>Lap 5</b>								5	1:49.666	19.622						
26	1:49.408	6.281	23	1:52.520	18.563	11	1:48.132		3	1:49.235	20.094	<b>Lap 8</b>										
34	1:49.343	6.732	22	1:51.153	18.683	12	1:47.961	0.392	9	1:49.536	21.871	11	1:48.840									
43	1:49.832	8.543	4	1:52.126	19.258	14	1:48.923	5.026	2	1:50.163	23.638	12	1:48.817	0.359								
31	1:50.873	8.987	18	1:51.220	19.618	27	1:49.051	5.770	23	1:51.577	25.386	14	1:49.242	6.416								
28	1:50.480	9.293	37	1:51.211	19.855	44	1:48.853	7.110	4	1:50.779	25.702	27	1:49.386	7.068								
29	1:50.479	9.668	25	1:50.800	20.008	10	1:48.995	8.032	22	1:50.882	25.939	10	1:48.917	8.736								
35	1:50.669	10.308	30	1:50.464	20.448	8	1:48.681	8.355	41	1:50.288	26.041	8	1:49.326	9.556								
														37	1:51.092	26.577	34	1:48.946	9.446	30	1:49.987	27.439





Computerised results and timing service

# ROUND 2: SILVERSTONE

## EURO CUP FORMULA RENAULT 2.0

### RACE 2

#### Analysis by Lap

Lapped driver

Num	Lap Time	Gap	Num	Lap Time	Gap	Num	Lap Time	Gap	Num	Lap Time	Gap	Num	Lap Time	Gap		
26	1:49.019	12.005	1	1:51.784	37.756	31	1:49.206	16.606	17	1:50.827	45.106	29	1:49.718	20.142		
43	1:49.194	12.748	23	1:52.979	38.492	28	1:49.482	17.512	23	1:52.607	48.365	42	1:49.406	22.174		
31	1:49.397	13.785	17	1:51.647	38.679	29	1:49.561	18.150	15	1:52.912	48.906	35	1:50.054	26.243		
28	1:49.620	14.643	15	1:51.022	39.972	42	1:49.378	21.042	21	1:52.827	49.139	78	1:49.688	30.129		
29	1:49.668	15.505	21	1:50.571	41.457	35	1:49.977	23.819	39	1:52.226	49.773	41	1:48.878	30.300		
42	1:49.505	18.753	39	1:51.538	42.180	36	1:49.943	26.161	32	1:51.530	55.719	19	1:50.338	31.257		
35	1:49.532	19.616	32	1:51.953	47.018	78	1:49.679	26.546	40	1:52.917	1'06.274	3	1:50.621	32.780		
36	1:49.833	20.536	38	1:53.061	48.949	19	1:49.967	27.258				9	1:50.446	35.311		
78	1:49.769	20.799	40	1:51.934	54.103	5	1:49.949	27.956				2	1:50.459	36.279		
19	1:50.100	21.573				3	1:49.809	28.360	<b>Lap 13</b>					5	1:50.678	39.570
5	1:50.103	22.074	<b>Lap 10</b>					9	1:50.107	28.982	11	1:48.802		4	1:50.512	40.269
3	1:50.081	22.471	11	1:48.573		25	1:49.079	1 Lap	12	1:48.805	0.431	37	1:50.472	40.720		
9	1:49.821	24.234	12	1:48.426	0.326	41	1:48.364	30.687	14	1:49.534	10.058	22	1:49.404	41.372		
2	1:50.053	26.888	14	1:49.136	8.879	2	1:49.823	32.859	27	1:49.611	10.596	30	1:50.911	43.928		
25	3:00.864	1 Lap	27	1:49.408	8.498	4	1:50.393	35.707	10	1:49.512	11.828	8	1:49.410	12.057		
4	1:50.028	29.313	10	1:49.251	9.875	37	1:50.453	36.136	8	1:49.410	12.057	34	1:49.352	12.511		
22	1:49.852	29.470	8	1:49.354	10.742	30	1:50.430	37.995	6	1:49.435	13.868	38	1:51.297	1 Lap		
41	1:49.990	29.797	34	1:49.244	11.178	18	1:50.233	38.566	26	1:49.582	14.424	1	1:50.102	45.890		
37	1:49.903	31.224	6	1:48.906	12.000	22	1:49.713	38.936	43	1:49.737	16.587	17	1:50.982	48.337		
30	1:51.489	33.046	26	1:48.823	12.548	1	1:50.994	42.220	31	1:50.040	18.696	21	1:50.356	51.742		
18	1:50.546	33.430	43	1:49.494	14.034	17	1:50.499	42.915	28	1:49.901	19.271	23	1:51.746	54.478		
23	1:53.130	34.121	31	1:49.787	16.006	23	1:51.202	44.394	29	1:49.946	20.164	15	1:51.578	54.714		
1	1:50.903	34.580	28	1:49.657	16.636	15	1:50.866	44.630	42	1:49.311	22.508	39	1:51.489	54.939		
17	1:51.175	35.640	29	1:49.470	17.195	21	1:50.560	44.948	35	1:49.792	25.929	32	1:51.059	59.875		
15	1:50.564	37.558	42	1:49.458	20.270	39	1:50.437	46.183	78	1:50.370	30.181	40	1:53.339	1'14.533		
39	1:50.957	39.250	35	1:50.311	22.448	32	1:51.065	52.825	19	1:50.437	30.659					
21	1:49.816	39.494	36	1:49.782	24.824	40	1:52.659	1'01.993	41	1:49.216	31.162	<b>Lap 15</b>				
32	1:52.766	43.673	78	1:50.191	25.473				3	1:50.862	31.899	12	1:49.397			
38	1:53.717	44.496	19	1:50.290	25.897	<b>Lap 12</b>					25	1:50.676	1 Lap	11	1:50.141	0.393
40	1:52.197	50.777	5	1:50.543	26.613	11	1:48.636		9	1:51.280	34.605	14	1:49.551	9.768		
			3	1:50.904	27.157	12	1:48.782	0.428	2	1:50.019	35.560	27	1:49.319	10.132		
			9	1:50.346	27.481	14	1:49.377	9.326	5	1:55.411	38.632	8	1:49.385	11.829		
<b>Lap 9</b>			25	1:49.097	1 Lap	27	1:49.333	9.787	4	1:50.845	39.497	10	1:49.571	12.755		
11	1:48.608		41	1:49.060	30.929	10	1:49.468	11.118	37	1:50.989	39.988	34	1:49.783	13.368		
12	1:48.722	0.473	2	1:50.992	31.642	8	1:49.059	11.449	22	1:50.219	41.708	6	1:49.772	13.712		
14	1:49.508	7.316	4	1:50.430	33.920	34	1:49.130	11.961	30	1:51.483	42.757	26	1:49.667	14.125		
27	1:49.203	7.663	37	1:50.324	34.289	6	1:49.220	13.235	18	1:50.775	42.861	43	1:50.506	17.552		
10	1:49.069	9.197	30	1:50.130	36.171	26	1:49.111	13.644	38	1:50.969	1 Lap	31	1:49.641	18.702		
8	1:49.013	9.961	18	1:50.024	36.939	43	1:49.332	15.652	36	2:05.706	45.039	28	1:49.533	19.177		
34	1:48.951	10.507	22	1:49.449	37.829	31	1:49.488	17.458	1	1:50.353	45.528	29	1:49.887	20.281		
6	1:49.516	11.667	1	1:50.649	39.832	28	1:49.296	18.172	17	1:50.791	47.095	42	1:49.595	22.021		
26	1:48.901	12.298	17	1:50.916	41.022	29	1:49.506	19.020	21	1:50.789	51.126	35	1:50.209	26.704		
43	1:48.973	13.113	23	1:51.879	41.798	42	1:49.593	21.999	23	1:52.909	52.472	41	1:48.876	29.428		
31	1:49.615	14.792	15	1:50.971	42.370	35	1:49.756	24.939	15	1:52.772	52.876	78	1:50.553	30.934		
28	1:49.517	15.552	21	1:50.110	42.994	36	1:50.610	28.135	39	1:52.219	53.190	19	1:50.342	31.851		
29	1:49.401	16.298	39	1:50.745	44.352	78	1:50.703	28.613	32	1:51.639	58.556	3	1:50.602	33.634		
42	1:49.240	19.385	32	1:51.921	50.366	19	1:50.402	29.024	40	1:53.462	1'10.934	9	1:50.735	36.298		
35	1:49.702	20.710	40	1:52.410	57.940	3	1:50.115	29.839				2	1:50.407	36.938		
36	1:51.687	23.615	38	2:05.859	1'06.235	25	1:49.537	1 Lap	<b>Lap 14</b>					5	1:50.170	39.992
78	1:51.664	23.855				41	1:48.697	30.748	11	1:49.740		4	1:50.611	41.132		
19	1:51.215	24.180	<b>Lap 11</b>					5	1:52.703	32.023	12	1:49.660	0.351	37	1:50.452	41.424
5	1:51.177	24.643	11	1:48.606		9	1:51.781	32.127	14	1:49.647	9.965	22	1:50.006	41.630		
3	1:50.963	24.826	12	1:48.562	0.282	2	1:50.120	34.343	27	1:49.705	10.561	30	1:50.498	44.678		
9	1:50.082	25.708	14	1:49.312	8.585	4	1:50.383	37.454	8	1:49.875	12.192	18	1:50.267	45.070		
25	1:49.669	1 Lap	27	1:49.198	9.090	37	1:50.301	37.801	10	1:50.844	12.932	38	1:50.201	1 Lap		
2	1:50.943	29.223	10	1:49.017	10.286	30	1:50.717	40.076	34	1:50.562	13.333	1	1:50.292	46.434		
41	1:49.253	30.442	8	1:48.890	11.026	22	1:49.991	40.291	6	1:49.560	13.688	17	1:50.832	49.421		
4	1:51.358	32.063	34	1:48.895	11.467	18	1:50.958	40.888	26	1:49.522	14.206	21	1:50.308	52.302		
37	1:49.922	32.538	6	1:49.257	12.651	38	3:12.233	1 Lap	43	1:49.947	16.794	15	1:52.524	57.490		
30	1:50.176	34.614	26	1:49.227	13.169	1	1:50.393	43.977	31	1:49.853	18.809	39	1:52.592	57.783		
18	1:50.666	35.488	43	1:49.528	14.956				28	1:49.861	19.392	32	1:51.797	1'01.924		
22	1:56.091	36.953										23	1:57.433	1'02.163		



Computerised results and timing service

**ROUND 2: SILVERSTONE**  
**EURO CUP FORMULA RENAULT 2.0**  
**RACE 2**  
**Analysis by Lap**

Lapped driver

Num	Lap Time	Gap	Num	Lap Time	Gap	Num	Lap Time	Gap	Num	Lap Time	Gap	Num	Lap Time	Gap
40	1:53.558	1'18.343												



Computerised results and timing service

**ROUND 2: SILVERSTONE**  
**EUROCUP FORMULA RENAULT 2.0**  
**RACE 2**

**Chronological Analysis of Performances**

**B** Crossing the finish line in pit lane  
**S1** Time from finish line to 1st intermediate  
**S2** Time from 1st intermediate to 2nd intermediate  
**S3** Time from 2nd intermediate to finish line  
**FY** Full Yellow Flag

Lap	Lap Time	S1	S2	S3	Lap	Lap Time	S1	S2	S3
<b>1 Jake ROSENZWEIG</b> USA					<b>4 Ramez AZZAM</b> CAN				
EPSILON EUSKADI 1					SG DRIVERS PROJECT				
1	2:08.784	52.062	49.131	27.591	1	2:06.874	51.737	48.068	27.069
2	1:53.062	39.447	46.870	26.745	2	1:50.590	38.083	46.026	26.481
3	1:50.724	38.346	45.710	26.668	3	1:52.126	37.844	47.686	26.596
4	1:52.040	39.157	45.996	26.887	4	1:50.230	37.720	46.138	26.372
5	1:51.306	39.181	46.138	25.987	5	1:50.468	37.694	46.510	26.264
6	1:49.978	38.061	45.932	25.985	6	1:50.779	38.096	46.287	26.396
7	1:50.458	38.307	46.017	26.134	7	1:50.893	38.307	46.318	26.268
8	1:50.903	37.986	46.737	26.180	8	1:50.028	37.835	45.887	26.306
9	1:51.784	38.356	46.922	26.506	9	1:51.358	38.527	46.524	26.307
10	1:50.649	38.370	46.159	26.120	10	1:50.430	37.922	46.109	26.399
11	1:50.994	38.525	46.342	26.127	11	1:50.393	37.828	46.139	26.426
12	1:50.393	38.138	46.091	26.164	12	1:50.383	37.953	46.034	26.396
13	1:50.353	38.198	46.069	26.086	13	1:50.845	38.196	46.196	26.453
14	1:50.102	38.011	45.974	26.117	14	1:50.512	37.950	46.069	26.493
15	1:50.292	38.200	45.997	26.095	15	1:50.611	37.861	46.202	26.548
<b>2 Pablo MONTILLA</b> ESP					<b>5 Anton NEBILITSKYI</b> RUS				
EPSILON EUSKADI 1					SG DRIVERS PROJECT				
1	2:04.802	49.034	48.851	26.917	1	2:05.144	50.096	47.936	27.112
2	1:51.010	38.322	46.189	26.499	2	1:50.985	38.285	45.976	26.724
3	1:51.896	38.461	47.213	26.222	3	1:50.955	38.312	46.663	25.980
4	1:51.153	37.978	46.959	26.216	4	1:49.092	37.584	45.416	26.092
5	1:49.979	37.806	45.821	26.352	5	1:49.145	37.494	45.588	26.063
6	1:50.163	37.999	45.781	26.383	6	1:49.666	37.569	45.825	26.272
7	1:50.507	38.314	45.836	26.357	7	1:49.659	37.781	45.847	26.031
8	1:50.053	38.175	45.754	26.124	8	1:50.103	37.997	45.693	26.413
9	1:50.943	38.056	46.450	26.437	9	1:51.177	37.800	46.285	27.092
10	1:50.992	38.093	46.631	26.268	10	1:50.543	37.923	46.374	26.246
11	1:49.823	37.814	45.831	26.178	11	1:49.949	37.843	45.867	26.239
12	1:50.120	38.090	45.684	26.346	12	1:52.703	37.757	46.034	28.912
13	1:50.019	37.993	45.739	26.287	13	1:55.411	42.840	46.309	26.262
14	1:50.459	38.218	45.713	26.528	14	1:50.678	38.002	46.121	26.555
15	1:50.407	37.874	45.946	26.587	15	1:50.170	38.051	45.906	26.213
<b>3 Richard CAMPOLLO</b> DOM					<b>6 Jean Eric VERGNE</b> FRA				
EPSILON EUSKADI 1					SG DRIVERS PROJECT				
1	2:05.806	50.443	48.243	27.120	1	1:58.840	46.061	46.662	26.117
2	1:51.020	38.037	46.235	26.748	2	1:49.407	37.796	45.667	25.944
3	1:51.232	37.966	46.882	26.384	3	1:49.081	37.547	45.522	26.012
4	1:49.277	37.654	45.837	25.786	4	1:49.369	37.619	45.746	26.004
5	1:48.889	37.414	45.456	26.019	5	1:48.760	37.365	45.469	25.926
6	1:49.235	37.363	45.932	25.940					
7	1:49.606	37.667	45.878	26.061					
8	1:50.081	37.675	46.243	26.163					
9	1:50.963	37.621	46.379	26.963					
10	1:50.904	38.101	46.426	26.377					



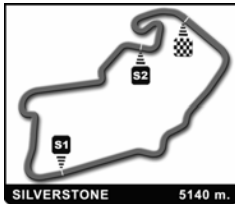
Computerised results and timing service

ROUND 2: SILVERSTONE  
EUROCUP FORMULA RENAULT 2.0  
RACE 2

Chronological Analysis of Performances

B Crossing the finish line in pit lane S2 Time from 1st intermediate to 2nd intermediate  
S1 Time from finish line to 1st intermedia S3 Time from 2nd intermediate to finish line FY Full Yellow Flag

Lap	Lap Time	S1	S2	S3	Lap	Lap Time	S1	S2	S3
6	1:49.921	37.421	46.521	25.979	15	1:50.735	38.097	46.143	26.495
7	1:49.073	37.500	45.604	25.969	<b>10 Tobias HEGEWALD</b> GER MOTOPARK ACADEMY				
8	1:48.983	37.305	45.590	26.088	1	1:58.063	45.339	46.556	26.168
9	1:49.516	37.675	45.801	26.040	2	1:49.415	37.741	45.627	26.047
10	1:48.906	37.430	45.582	25.894	3	1:49.152	37.488	45.655	26.009
11	1:49.257	37.606	45.598	26.053	4	1:48.821	37.292	45.425	26.104
12	1:49.220	37.477	45.712	26.031	5	1:48.995	37.373	45.618	26.004
13	1:49.435	37.739	45.654	26.042	6	1:48.986	37.449	45.585	25.952
14	1:49.560	37.591	45.885	26.084	7	1:49.062	37.357	45.670	26.035
15	1:49.772	37.748	45.812	26.212	8	1:48.917	37.377	45.549	25.991
<b>7 Albert COSTA</b> ESP EPSILON EUSKADI 2					9	1:49.069	37.443	45.596	26.030
1	2:00.165	47.244	46.574	26.347	10	1:49.251	37.438	45.748	26.065
<b>8 Roberto MERHI</b> ESP EPSILON EUSKADI 2					11	1:49.017	37.487	45.486	26.044
1	1:58.420	45.492	47.026	25.902	12	1:49.468	37.644	45.659	26.165
2	1:49.275	37.631	45.598	26.046	13	1:49.512	37.530	45.729	26.253
3	1:49.160	37.561	45.461	26.138	14	1:50.844	37.925	46.585	26.334
4	1:49.233	37.774	45.558	25.901	15	1:49.571	37.516	45.952	26.103
5	1:48.681	37.267	45.500	25.914	<b>11 Valtteri BOTTAS</b> FIN MOTOPARK ACADEMY				
6	1:49.107	37.500	45.728	25.879	1	1:54.437	43.340	45.429	25.668
7	1:49.029	37.367	45.562	26.100	2	1:47.980	37.201	45.130	25.649
8	1:49.326	37.715	45.614	25.997	3	1:47.915	37.054	45.125	25.736
9	1:49.013	37.562	45.513	25.938	4	1:47.950	37.120	45.101	25.729
10	1:49.354	37.885	45.522	25.947	5	1:48.132	37.117	45.240	25.775
11	1:48.890	37.483	45.468	25.939	6	1:48.951	37.134	45.680	26.137
12	1:49.059	37.528	45.592	25.939	7	1:48.470	37.338	45.315	25.817
13	1:49.410	37.619	45.523	26.268	8	1:48.840	37.397	45.452	25.991
14	1:49.875	37.685	46.071	26.119	9	1:48.608	37.419	45.294	25.895
15	1:49.385	37.662	45.591	26.132	10	1:48.573	37.329	45.358	25.886
<b>9 Carlos MUÑOZ</b> COL EPSILON EUSKADI 2					11	1:48.606	37.353	45.387	25.866
1	2:06.068	50.690	48.193	27.185	12	1:48.636	37.485	45.260	25.891
2	1:50.908	38.006	46.433	26.469	13	1:48.802	37.467	45.392	25.943
3	1:51.433	38.118	46.922	26.393	14	1:49.740	37.479	46.370	25.891
4	1:50.025	37.708	46.175	26.142	15	1:50.141	37.389	46.453	26.299
5	1:49.266	37.622	45.624	26.020	<b>12 Daniel RICCIARDO</b> AUS SG FORMULA				
6	1:49.536	37.761	45.746	26.029	1	1:55.336	44.437	45.217	25.682
7	1:49.852	37.796	45.796	26.260	2	1:47.930	37.142	45.118	25.670
8	1:49.821	37.815	45.769	26.237	3	1:47.878	37.149	45.082	25.647
9	1:50.082	37.876	45.933	26.273	4	1:47.701	37.066	44.961	25.674
10	1:50.346	37.768	46.212	26.366	5	1:47.961	36.989	45.175	25.797
11	1:50.107	37.888	45.943	26.276	6	1:48.900	37.132	45.426	26.342
12	1:51.781	37.816	47.227	26.738	7	1:48.511	37.219	45.385	25.907
13	1:51.280	39.111	45.814	26.355	8	1:48.817	37.328	45.384	26.105
14	1:50.446	38.156	45.984	26.306	9	1:48.722	37.417	45.326	25.979



Computerised results and timing service

ROUND 2: SILVERSTONE  
EUROCUP FORMULA RENAULT 2.0  
RACE 2

Chronological Analysis of Performances

B Crossing the finish line in pit lane  
S1 Time from finish line to 1st intermedia S2 Time from 1st intermediate to 2nd intermediate  
S3 Time from 2nd intermediate to finish line FY Full Yellow Flag

Lap	Lap Time	S1	S2	S3	Lap	Lap Time	S1	S2	S3
10	1:48.426	37.206	45.364	25.856	5	1:51.698	38.413	47.044	26.241
11	1:48.562	37.338	45.415	25.809	6	1:50.241	38.105	46.131	26.005
12	1:48.782	37.547	45.471	25.764	7	1:50.225	38.199	45.934	26.092
13	1:48.805	37.301	45.506	25.998	8	1:51.175	38.087	46.777	26.311
14	1:49.660	37.176	46.507	25.977	9	1:51.647	38.531	46.172	26.944
15	1:49.397	37.236	45.937	26.224	10	1:50.916	38.593	46.061	26.262

**14** **Andrea CALDARELLI** ITA  
SG FORMULA

1	1:56.122	44.298	45.954	25.870
2	1:48.860	37.580	45.393	25.887
3	1:48.786	37.419	45.359	26.008
4	1:48.749	37.505	45.350	25.894
5	1:48.923	37.483	45.489	25.951
6	1:48.917	37.455	45.501	25.961
7	1:49.492	37.849	45.672	25.971
8	1:49.242	37.554	45.659	26.029
9	1:49.508	37.703	45.750	26.055
10	1:49.136	37.451	45.698	25.987
11	1:49.312	37.551	45.727	26.034
12	1:49.377	37.722	45.546	26.109
13	1:49.534	37.714	45.668	26.152
14	1:49.647	37.803	45.790	26.054
15	1:49.551	37.660	45.685	26.206

**15** **Nelson LUKES** FRA  
SG FORMULA

1	2:09.763	52.241	50.297	27.225
2	1:53.589	39.773	47.570	26.246
3	1:50.744	38.641	45.839	26.264
4	1:51.227	38.587	46.400	26.240
5	1:51.800	38.824	46.564	26.412
6	1:51.858	38.280	47.174	26.404
7	1:50.688	38.365	46.078	26.245
8	1:50.564	38.319	46.149	26.096
9	1:51.022	38.248	46.473	26.301
10	1:50.971	38.235	46.254	26.482
11	1:50.866	38.182	46.399	26.285
12	1:52.912	38.480	47.662	26.770
13	1:52.772	38.591	47.040	27.141
14	1:51.578	38.435	46.473	26.670
15	1:52.524	39.365	46.727	26.432

**17** **Sergio CAMPANA** ITA  
PREMA POWERTEAM

1	2:03.304	48.538	48.336	26.430
2	1:51.181	38.150	46.494	26.537
3	1:57.919	38.076	52.039	27.804
4	1:52.572	39.668	46.479	26.425

**18** **Patrick REITERER** ITA  
PREMA POWERTEAM

1	2:07.622	51.281	48.807	27.534
2	1:51.108	38.794	46.044	26.270
3	1:51.220	37.861	46.663	26.696
4	1:52.517	38.517	47.724	26.276
5	1:51.250	37.953	46.930	26.367
6	1:50.417	38.227	45.969	26.221
7	1:51.425	39.340	46.048	26.037
8	1:50.546	38.045	46.138	26.363
9	1:50.666	38.082	46.218	26.366
10	1:50.024	37.866	46.096	26.062
11	1:50.233	38.042	46.020	26.171
12	1:50.958	38.137	46.326	26.495
13	1:50.775	38.167	46.348	26.260
14	1:51.430	38.852	46.288	26.290
15	1:50.267	37.977	45.843	26.447

**19** **Adam KOUT** CZE  
KRENEK MOTORSPORT

1	2:03.712	49.177	48.430	26.105
2	1:51.467	38.093	46.977	26.397
3	1:50.224	37.844	46.170	26.210
4	1:48.842	37.516	45.470	25.856
5	1:49.349	37.701	45.657	25.991
6	1:50.440	37.753	45.815	26.872
7	1:50.114	37.810	45.983	26.321
8	1:50.100	37.907	45.939	26.254
9	1:51.215	37.999	46.314	26.902
10	1:50.290	37.965	46.194	26.131
11	1:49.967	37.967	45.939	26.061
12	1:50.402	37.894	46.338	26.170
13	1:50.437	38.046	46.239	26.152
14	1:50.338	37.839	46.433	26.066
15	1:50.342	37.967	46.143	26.232



Computerised results and timing service

ROUND 2: SILVERSTONE  
EUROCUP FORMULA RENAULT 2.0  
RACE 2

Chronological Analysis of Performances

B Crossing the finish line in pit lane  
S1 Time from finish line to 1st intermediate  
S2 Time from 1st intermediate to 2nd intermediate  
S3 Time from 2nd intermediate to finish line  
FY Full Yellow Flag

Lap	Lap Time	S1	S2	S3	Lap	Lap Time	S1	S2	S3
<b>21</b> Nathanaël BERTHON FRA BOUTSEN ENERGY RACING					11	1:51.202	38.371	46.289	26.542
1	2:06.335	50.535	48.551	27.249	12	1:52.607	38.468	47.714	26.425
2	2:05.212	53.241	45.747	26.224	13	1:52.909	38.665	47.405	26.839
3	1:49.693	37.849	45.645	26.199	14	1:51.746	38.517	46.605	26.624
4	1:49.444	37.692	45.692	26.060	15	1:57.433	44.682	46.486	26.265
5	1:49.846	37.836	45.809	26.201	<b>24</b> Daniel ZAMPIERI ITA BVM MINARDI TEAM				
6	1:49.983	37.960	45.939	26.084	1	2:06.443	51.657	47.919	26.867
7	1:51.840	39.218	46.330	26.292	2	1:55.107	41.285	47.151	26.671
8	1:49.816	37.923	45.807	26.086	3	1:50.926	37.994	45.858	27.074
9	1:50.571	38.362	46.031	26.178	4	1:50.826	38.101	45.942	26.783
10	1:50.110	38.101	45.974	26.035	5	1:50.011	37.443	46.208	26.360
11	1:50.560	38.018	46.085	26.457	6	1:49.841	37.882	45.844	26.115
12	1:52.827	38.726	47.416	26.685	7	2:08.077 B	41.913	50.205	35.959
13	1:50.789	38.363	46.183	26.243	<b>25</b> Cesar RAMOS BRA BVM MINARDI TEAM				
14	1:50.356	38.128	46.023	26.205	1	2:08.676	52.484	48.637	27.555
15	1:50.308	38.046	45.974	26.288	2	1:50.864	39.094	46.038	25.732
<b>22</b> Kuba GIERMAZIAK POL TEAM MOTOPARK					3	1:50.800	37.862	46.179	26.759
1	2:07.363	51.275	48.274	27.814	4	1:49.919	38.269	45.917	25.733
2	1:50.499	38.615	45.709	26.175	5	1:49.104	37.500	45.759	25.845
3	1:51.153	37.802	47.077	26.274	6	2:29.759 B	37.714	1:09.690	42.355
4	1:51.111	38.762	45.940	26.409	7	3:00.864	1:49.118	45.738	26.008
5	1:50.296	38.464	45.597	26.235	8	1:49.669	37.840	45.928	25.901
6	1:50.882	38.251	46.169	26.462	9	1:49.097	37.540	45.632	25.925
7	1:50.989	38.351	46.433	26.205	10	1:49.079	37.485	45.683	25.911
8	1:49.852	38.054	45.654	26.144	11	1:49.537	37.653	45.774	26.110
9	1:56.091	43.613	46.405	26.073	12	1:50.676	37.774	46.580	26.322
10	1:49.449	37.669	45.798	25.982	<b>26</b> Adrian QUAIFE-HOBBS GBR BVM MINARDI TEAM				
11	1:49.713	37.624	45.860	26.229	1	1:59.290	46.437	46.773	26.080
12	1:49.991	37.868	45.728	26.395	2	1:49.408	37.707	45.603	26.098
13	1:50.219	38.154	45.889	26.176	3	1:50.463	38.491	45.873	26.099
14	1:49.404	37.736	45.543	26.125	4	1:48.727	37.402	45.353	25.972
15	1:50.006	37.737	45.916	26.353	5	1:48.811	37.498	45.449	25.864
<b>23</b> Juan Pablo GARCÍA MEX TEAM MOTOPARK					6	1:49.490	37.779	45.734	25.977
1	2:05.432	50.203	48.324	26.905	7	1:49.472	37.677	45.768	26.027
2	1:50.943	38.013	46.485	26.445	8	1:49.019	37.544	45.508	25.967
3	1:52.520	38.355	47.627	26.538	9	1:48.901	37.526	45.462	25.913
4	1:50.311	37.791	46.297	26.223	10	1:48.823	37.335	45.499	25.989
5	1:49.968	37.785	45.982	26.201	11	1:49.227	37.642	45.521	26.064
6	1:51.577	37.927	47.345	26.305	12	1:49.111	37.553	45.533	26.025
7	1:52.915	38.604	47.711	26.600	13	1:49.582	37.735	45.806	26.041
8	1:53.130	38.451	48.353	26.326	14	1:49.522	37.796	45.586	26.140
9	1:52.979	38.617	47.176	27.186	15	1:49.667	37.937	45.660	26.070
10	1:51.879	38.824	46.823	26.232					



Computerised results and timing service

ROUND 2: SILVERSTONE  
EURO CUP FORMULA RENAULT 2.0  
RACE 2

Chronological Analysis of Performances

B Crossing the finish line in pit lane  
S1 Time from finish line to 1st intermediate  
S2 Time from 1st intermediate to 2nd intermediate  
S3 Time from 2nd intermediate to finish line  
FY Full Yellow Flag

Lap	Lap Time	S1	S2	S3	Lap	Lap Time	S1	S2	S3
<b>27 Michele FACCIN</b> ITA JENZER MOTORSPORT					11	1:49.561	37.850	45.673	26.038
1	1:56.611	44.630	45.938	26.043	12	1:49.506	37.820	45.713	25.973
2	1:48.919	37.363	45.554	26.002	13	1:49.946	37.649	46.186	26.111
3	1:48.780	37.433	45.524	25.823	14	1:49.718	37.787	45.810	26.121
4	1:48.823	37.631	45.303	25.889	15	1:49.887	37.850	45.814	26.223
5	1:49.051	37.592	45.424	26.035	<b>30 Miguel OTEGUI</b> ESP IQUICK				
6	1:48.894	37.580	45.362	25.952	1	2:08.302	52.175	48.802	27.325
7	1:49.279	37.703	45.550	26.026	2	1:52.014	39.193	46.680	26.141
8	1:49.386	37.555	45.764	26.067	3	1:50.464	38.041	45.564	26.859
9	1:49.203	37.665	45.453	26.085	4	1:50.482	38.102	46.103	26.277
10	1:49.408	37.810	45.391	26.207	5	1:51.555	38.001	47.299	26.255
11	1:49.198	37.752	45.469	25.977	6	1:49.987	37.911	45.885	26.191
12	1:49.333	37.805	45.348	26.180	7	1:51.428	38.218	46.366	26.844
13	1:49.611	37.727	45.730	26.154	8	1:51.489	38.393	46.667	26.429
14	1:49.705	37.862	45.725	26.118	9	1:50.176	38.139	45.723	26.314
15	1:49.319	37.666	45.599	26.054	10	1:50.130	38.087	45.800	26.243
<b>28 Pal VARHAUG</b> NOR JENZER MOTORSPORT					11	1:50.430	38.235	45.752	26.443
1	2:01.230	47.623	47.058	26.549	12	1:50.717	38.144	46.029	26.544
2	1:50.480	38.284	45.819	26.377	13	1:51.483	38.345	46.465	26.673
3	1:49.088	37.533	45.694	25.861	14	1:50.911	38.713	45.798	26.400
4	1:48.984	37.821	45.348	25.815	15	1:50.498	38.277	45.793	26.428
5	1:49.103	37.535	45.656	25.912	<b>31 Himar ACOSTA</b> ESP IQUICK				
6	1:49.260	37.601	45.727	25.932	1	2:00.531	47.233	46.860	26.438
7	1:49.553	37.546	45.827	26.180	2	1:50.873	37.736	46.300	26.837
8	1:49.620	37.722	45.876	26.022	3	1:49.073	37.648	45.556	25.869
9	1:49.517	37.913	45.588	26.016	4	1:48.699	37.422	45.298	25.979
10	1:49.657	37.843	45.754	26.060	5	1:49.134	37.591	45.458	26.085
11	1:49.482	37.808	45.650	26.024	6	1:49.349	37.588	45.755	26.006
12	1:49.296	37.718	45.629	25.949	7	1:49.404	37.688	45.659	26.057
13	1:49.901	37.774	45.979	26.148	8	1:49.397	37.682	45.677	26.038
14	1:49.861	37.758	45.938	26.165	9	1:49.615	37.911	45.692	26.012
15	1:49.533	37.616	45.933	25.984	10	1:49.787	37.814	45.675	26.298
<b>29 Siso CUNILL</b> ESP JENZER MOTORSPORT					11	1:49.206	37.640	45.497	26.069
1	2:01.606	47.821	47.294	26.491	12	1:49.488	37.604	45.837	26.047
2	1:50.479	38.430	45.894	26.155	13	1:50.040	38.097	45.807	26.136
3	1:49.181	37.560	45.711	25.910	14	1:49.853	37.921	45.800	26.132
4	1:49.194	37.722	45.591	25.881	15	1:49.641	37.668	45.842	26.131
5	1:49.249	37.577	45.768	25.904	<b>32 Marcelo CONCHADO</b> ESP AMITER GALUPPO SPORT				
6	1:49.239	37.659	45.641	25.939	1	2:10.016	53.652	49.280	27.084
7	1:49.564	37.876	45.640	26.048	2	1:54.313	40.503	47.423	26.387
8	1:49.668	37.706	45.772	26.190	3	1:51.879	38.720	46.748	26.411
9	1:49.401	37.605	45.822	25.974	4	1:51.189	38.896	46.114	26.179
10	1:49.470	37.770	45.726	25.974	5	1:51.017	38.326	46.234	26.457







Computerised results and timing service

ROUND 2: SILVERSTONE  
EUROCUP FORMULA RENAULT 2.0  
RACE 2

Chronological Analysis of Performances

B Crossing the finish line in pit lane  
S1 Time from finish line to 1st intermedia S2 Time from 1st intermediate to 2nd intermediate  
S3 Time from 2nd intermediate to finish line FY Full Yellow Flag

Lap	Lap Time	S1	S2	S3	Lap	Lap Time	S1	S2	S3
<b>39</b> Juan JACOBO COL HITECH JUNIOR RACING					11 1:48.364 37.271 45.228 25.865				
1	2:10.649	53.257	49.902	27.490	12	1:48.697	37.265	45.525	25.907
2	1:53.396	39.753	47.227	26.416	13	1:49.216	37.379	45.886	25.951
3	1:51.841	38.820	46.605	26.416	14	1:48.878	37.338	45.555	25.985
4	1:50.994	38.673	46.194	26.127	15	1:48.876	37.811	45.208	25.857
5	1:50.896	38.321	46.380	26.195	<b>42</b> Daniel MCKENZIE GBR FORTEC MOTORSPORT				
6	1:52.012	38.252	46.844	26.916	1	2:02.459	48.419	47.445	26.595
7	1:51.180	38.476	46.336	26.368	2	1:51.038	38.341	46.682	26.015
8	1:50.957	38.297	46.490	26.170	3	1:49.514	37.596	45.894	26.024
9	1:51.538	38.448	46.974	26.116	4	1:49.531	37.644	45.730	26.157
10	1:50.745	38.236	46.346	26.163	5	1:49.138	37.473	45.554	26.111
11	1:50.437	38.239	46.039	26.159	6	1:50.904	37.519	46.967	26.418
12	1:52.226	38.166	46.970	27.090	7	1:49.339	37.534	45.644	26.161
13	1:52.219	38.389	46.619	27.211	8	1:49.505	37.638	45.653	26.214
14	1:51.489	38.279	46.655	26.555	9	1:49.240	37.624	45.476	26.140
15	1:52.592	39.034	47.101	26.457	10	1:49.458	37.658	45.711	26.089
<b>40</b> Dino BUTORAC CRO RB RACING TEAM					11 1:49.378 37.610 45.680 26.088				
1	2:09.528	53.561	48.556	27.411	12	1:49.593	37.606	45.865	26.122
2	1:53.474	39.807	47.085	26.582	13	1:49.311	37.419	45.741	26.151
3	1:52.124	39.545	46.331	26.248	14	1:49.406	37.630	45.682	26.094
4	1:59.774	46.078	47.435	26.261	15	1:49.595	37.613	45.860	26.122
5	1:52.349	38.900	46.896	26.553	<b>43</b> Gabriel DIAS BRA FORTEC COMPETITION				
6	1:52.158	38.535	47.154	26.469	1	2:01.128	47.534	46.886	26.708
7	1:51.848	38.661	46.440	26.747	2	1:49.832	38.196	45.572	26.064
8	1:52.197	38.517	46.840	26.840	3	1:49.027	37.700	45.534	25.793
9	1:51.934	38.686	46.574	26.674	4	1:48.836	37.376	45.483	25.977
10	1:52.410	38.938	46.720	26.752	5	1:48.839	37.552	45.407	25.880
11	1:52.659	39.004	46.876	26.779	6	1:49.086	37.401	45.684	26.001
12	1:52.917	39.223	46.786	26.908	7	1:49.481	37.595	45.857	26.029
13	1:53.462	39.276	47.363	26.823	8	1:49.194	37.615	45.549	26.030
14	1:53.339	39.109	47.350	26.880	9	1:48.973	37.535	45.573	25.865
15	1:53.558	39.203	47.405	26.950	10	1:49.494	37.519	45.812	26.163
<b>41</b> Dean SMITH GBR FORTEC MOTORSPORT					11 1:49.528 37.736 45.747 26.045				
1	2:08.881	52.888	48.533	27.460	12	1:49.332	37.604	45.761	25.967
2	1:52.275	39.466	46.270	26.539	13	1:49.737	37.827	45.784	26.126
3	1:50.388	37.944	45.880	26.564	14	1:49.947	37.804	45.871	26.272
4	1:50.194	37.690	46.518	25.986	15	1:50.506	38.130	46.009	26.367
5	1:49.380	37.570	45.824	25.986	<b>44</b> Alex MORGAN GBR FORTEC COMPETITION				
6	1:50.288	38.184	45.838	26.266	1	1:57.317	45.119	46.060	26.138
7	1:51.076	38.501	46.596	25.979	2	1:49.474	37.843	45.649	25.982
8	1:49.990	38.108	45.694	26.188	3	1:49.048	37.487	45.518	26.043
9	1:49.253	38.043	45.341	25.869	4	1:48.832	37.462	45.449	25.921
10	1:49.060	37.336	45.768	25.956	5	1:48.853	37.352	45.550	25.951



Computerised results and timing service

**ROUND 2: SILVERSTONE**  
**EUROCUP FORMULA RENAULT 2.0**  
**RACE 2**

**Chronological Analysis of Performances**

**B** Crossing the finish line in pit lane      **S2** Time from 1st intermediate to 2nd intermediate  
**S1** Time from finish line to 1st intermedia      **S3** Time from 2nd intermediate to finish line      **FY** Full Yellow Flag

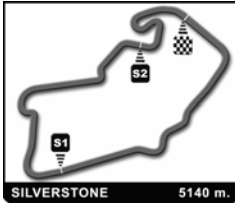
Lap	Lap Time	S1	S2	S3	Lap	Lap Time	S1	S2	S3
-----	----------	----	----	----	-----	----------	----	----	----

<b>45</b>	<b>Nicolas MARROC</b>				FRA
	TCS RACING				

1	2:08.221	51.974	48.574	27.673
2	1:52.716	38.790	47.424	26.502
3	1:50.006	37.831	45.810	26.365

<b>78</b>	<b>Benjamin LARICHE</b>				FRA
	POLE SERVICES				

1	2:04.229	49.725	48.170	26.334
2	1:50.482	38.012	46.299	26.171
3	1:50.114	37.911	46.252	25.951
4	1:48.531	37.334	45.408	25.789
5	1:49.609	37.816	45.898	25.895
6	1:50.655	37.841	46.055	26.759
7	1:50.085	37.925	45.925	26.235
8	1:49.769	37.812	46.158	25.799
9	1:51.664	38.026	46.885	26.753
10	1:50.191	37.919	46.217	26.055
11	1:49.679	37.548	46.205	25.926
12	1:50.703	37.772	46.686	26.245
13	1:50.370	37.873	46.282	26.215
14	1:49.688	37.890	45.684	26.114
15	1:50.553	38.601	45.852	26.100



Computerised results and timing service

**ROUND 2: SILVERSTONE**  
**EUROCUP FORMULA RENAULT 2.0**  
**RACE 2**  
**Starting Grid**

41 - D. SMITH	1:46.106	42
32 - M. CONCHADO		40
25 - C. RAMOS		38
38 - L. BACHETA	1:47.640	36
37 - M. MONRAS	1:47.293	34
15 - N. LUKES	1:47.155	32
9 - C. MUÑOZ	1:47.104	30
18 - P. REITERER	1:47.086	28
3 - R. CAMPOLLO	1:46.981	26
78 - B. LARICHE	1:46.950	24
23 - J. GARCÍA	1:47.826	22
19 - A. KOUT	1:46.590	20
17 - S. CAMPANA	1:46.303	18
29 - S. CUNILL	1:46.208	16
28 - P. VARHAUG	1:46.142	14
7 - A. COSTA	1:46.080	12
43 - G. DIAS	1:46.036	10
8 - R. MERHI	1:45.964	8
6 - J. VERGNE	1:45.888	6
27 - M. FACCIN	1:45.627	4
14 - A. CALDARELLI	1:45.601	2

40 - D. BUTORAC	1:49.632	41
30 - M. OTEGUI	1:48.289	39
39 - J. JACOBO	1:48.177	37
1 - J. ROSENZWEIG	1:47.519	35
45 - N. MARROC	1:47.492	33
24 - D. ZAMPIERI	1:47.127	31
22 - K. GIERMAZIAK	1:47.119	29
4 - R. AZZAM	1:47.009	27
5 - . NEBILITSKYI	1:47.002	25
21 - N. BERTHON		23
2 - P. MONTILLA	1:47.809	21
36 - R. SINGLETON	1:46.565	19
35 - S. RICHELMI	1:46.272	17
42 - D. MCKENZIE	1:46.201	15
31 - H. ACOSTA	1:46.123	13
34 - M. ARZENO	1:46.075	11
26 - A. QUAIFFE-HOBBS	1:45.966	9
10 - T. HEGEWALD	1:45.913	7
44 - A. MORGAN	1:45.831	5
12 - D. RICCIARDO	1:45.618	3
11 - V. BOTTAS	1:44.522	1



The results are provisional until the end of the limit for protest and appeals  
 The limit for protest expires 30' at the latest after publication of the results - Time: .....

<b>Stewards:</b>	<b>Timekeeper:</b>
------------------	--------------------