



world series  
by RENAULT

# WORLD SERIES 3.5 By RENAULT

*Rounds 8 & 9*

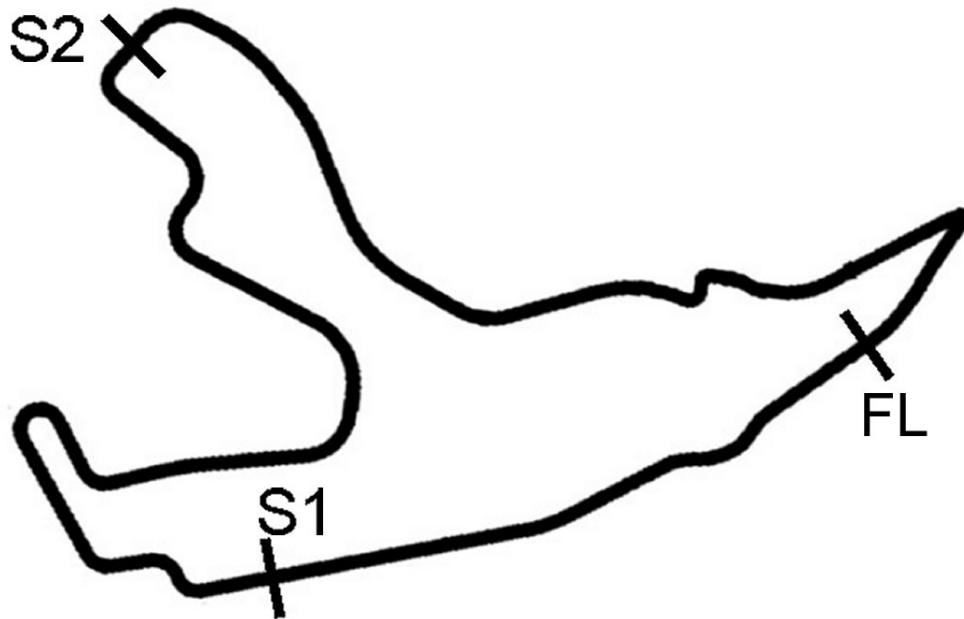
**Spa-Francorchamps**  
**27th – 29th July 2006**



Timing and Results by MST Systems Ltd  
[www.mstworld.com](http://www.mstworld.com)



## Spa-Francorchamps



Circuit Length : 6.976 kilometres

## 2006 World Series by Renault FREE PRACTICE 1

POS	NO	CL	NAME	NAT	ENTRY	TIME	LAPS	GAP	KPH
1	3		Pastor MALDONADO	VEN	Draco Multiracing USA	2:05.841	17		199.56
2	10		James ROSSITER	GBR	Pons Racing	2:06.003	19	0.162	199.31
3	28		Jaap VAN LAGEN	NED	Comtec	2:06.215	16	0.374	198.97
4	16		Alvaro PARENTE	POR	Victory Engineering	2:06.318	16	0.477	198.81
5	5		Robbie KERR	GBR	KTR	2:06.407	19	0.566	198.67
6	22		Andy SOUCEK	ESP	Interwetten.com	2:06.560	18	0.719	198.43
7	14		Alvaro BARBA LOPEZ	ESP	Jenzer Motorsport	2:06.678	19	0.837	198.24
8	1		Steven KANE	GBR	Epsilon Euskadi	2:06.766	18	0.925	198.11
9	6		Sean McINTOSH	CAN	KTR	2:06.816	20	0.975	198.03
10	30		Christian MONTANARI	RSM	Prema Powerteam	2:06.852	16	1.011	197.97
11	2		Davide VALSECCHI	ITA	Epsilon Euskadi	2:06.949	18	1.108	197.82
12	27		Aix DANIELSSON	SWE	Comtec	2:06.955	13	1.114	197.81
13	25		Borja GARCIA	ESP	RC Motorsport	2:07.368	17	1.527	197.17
14	7		Michael ALESHIN	RUS	Carlin Motorsport	2:07.441	19	1.600	197.06
15	29		Gregory FRANCHI	BEL	Prema Powerteam	2:07.527	17	1.686	196.92
16	26		Bruce JOUANNY	FRA	RC Motorsport	2:07.569	18	1.728	196.86
17	8		Sebastian VETTEL	GER	Carlin Motorsport	2:07.601	18	1.760	196.81
18	20		Patrick PILET	FRA	GD Racing	2:07.650	18	1.809	196.73
19	23		Milos PAVLOVIC	SCG	EuroInternational	2:07.698	16	1.857	196.66
20	11		Ben HANLEY	GBR	Cram Competition	2:07.724	16	1.883	196.62
21	9		Celso MIGUEZ	ESP	Pons Racing	2:07.750	20	1.909	196.58
22	31		Marco BONANOMI	ITA	Marco Bonanomi	2:07.757	15	1.916	196.57
23	18		Hayanari SHIMODA	JPN	Victory Engineering	2:08.084	18	2.243	196.07
24	4		Tomas KOSTKA	CZE	Draco Multiracing USA	2:08.127	14	2.286	196.00
25	21		Eric SALIGNON	FRA	Interwetten.com	2:08.153	17	2.312	195.96
26	15		Alessandro BONETTI	ITA	Jenzer Motorsport	2:08.600	18	2.759	195.28
27	32		Ryo FUKUDA	JPN	Ryo Fukuda	2:08.806	15	2.965	194.97
28	19		Matteo MENEGHELLO	ITA	GD Racing	2:09.344	19	3.503	194.16
29	24		Carlos IACONELLI	ESP	EuroInternational	2:09.451	16	3.610	194.00
30	12		Pasquale DE SABATINO	ITA	Cram Competition	2:12.256	17	6.415	189.88

Weather/Track: Bright / Dry

Spa-Francorchamps  
Circuit Length = 6.9760 km.  
Start: 09:45 End: 10:29

Clerk of Course:	Stewards:	Timekeeper:
------------------	-----------	-------------

## 2006 World Series by Renault SECTOR ANALYSIS

<b>1</b>		<b>Steven KANE</b>		<b>GBR</b>		<b>Epsilon Euskadi</b>			
<b>1 -</b>				X:00.000	<b>10 -</b>	25.148 253.8	59.289 194.0	48.309	2:12.746
<b>2 -</b>	27.312 196.6	1:06.647 186.0	53.906	2:27.865	<b>11 -</b>	22.067 260.5	56.975 <b>196.1</b>	48.478	2:07.520
<b>3 -</b>	23.412 252.7	1:00.827 187.9	50.009	2:14.248	<b>12 -</b>	21.966 264.0	57.357 193.0	<b>48.272</b>	2:07.595
<b>4 -</b>	22.659 260.5	58.565 189.9	49.334	2:10.558	<b>13 -</b>	21.706 266.3	<b>56.737</b> 195.1	48.323	<b>2:06.766</b>
<b>5 -</b>	22.331 258.2	58.317 190.9	49.329	2:09.977	<b>14 -</b>	21.816 265.1	57.048 192.5	48.377	2:07.241
<b>6 -</b>	22.322 259.3	57.980 193.0	48.903	2:09.205	<b>15 -</b>	21.812 264.0	57.150 193.5	48.411	2:07.373
<b>7 -</b>	22.153 260.5	57.713 193.5	49.197	2:09.063	<b>16 -</b>	21.786 265.1	56.937 193.0	48.523	2:07.246
<b>8 -</b>	22.081 260.5	57.592 193.0	49.175	2:08.848	<b>17 -</b>	<b>21.702</b> 264.0	57.059 193.5	49.011	2:07.772
<b>9 -</b>	22.009 262.8	1:08.134 188.4	5:42.640	X:00.000	<b>18 -</b>	21.769 <b>270.0</b>	58.127 193.5	49.143	2:09.039
<b>2</b>		<b>Davide VALSECCHI</b>		<b>ITA</b>		<b>Epsilon Euskadi</b>			
<b>1 -</b>				X:00.000	<b>10 -</b>	23.768 233.8	1:04.430 190.4	49.569	2:17.767
<b>2 -</b>	27.586 244.4	1:04.041 186.0	51.130	2:22.757	<b>11 -</b>	21.909 261.6	57.323 188.9	2:47.386	4:06.618
<b>3 -</b>	23.250 260.5	59.265 188.4	48.959	2:11.474	<b>12 -</b>	23.092 261.6	57.981 192.5	48.633	2:09.706
<b>4 -</b>	22.290 260.5	57.982 190.4	48.598	2:08.870	<b>13 -</b>	21.805 265.1	56.652 193.5	<b>48.492</b>	<b>2:06.949</b>
<b>5 -</b>	22.273 262.8	58.692 189.9	48.886	2:09.851	<b>14 -</b>	21.818 264.0	57.326 192.0	48.553	2:07.697
<b>6 -</b>	21.944 262.8	57.486 189.4	48.646	2:08.076	<b>15 -</b>	21.731 265.1	57.034 194.5	48.683	2:07.448
<b>7 -</b>	21.887 262.8	57.720 184.6	49.860	2:09.467	<b>16 -</b>	<b>21.691</b> <b>266.3</b>	1:04.959 180.9	49.472	2:16.122
<b>8 -</b>	21.931 262.8	57.720 193.0	49.515	2:09.166	<b>17 -</b>	21.892 264.0	56.970 193.0	48.530	2:07.392
<b>9 -</b>	22.433 262.8	58.197 192.0	7:15.651	X:00.000	<b>18 -</b>	21.854 265.1	<b>56.599</b> <b>195.6</b>	48.590	2:07.043
<b>3</b>		<b>Pastor MALDONADO</b>		<b>VEN</b>		<b>Draco Multiracing USA</b>			
<b>1 -</b>				X:00.000	<b>10 -</b>	21.945 264.0	56.675 190.9	<b>47.966</b>	2:06.586
<b>2 -</b>	30.901 157.9	1:06.600 184.6	53.319	2:30.820	<b>11 -</b>	21.846 264.0	56.238 <b>195.1</b>	48.493	2:06.577
<b>3 -</b>	23.339 259.3	1:01.595 180.0	52.254	2:17.188	<b>12 -</b>	21.699 266.3	1:04.941 166.2	58.544	2:25.184
<b>4 -</b>	22.399 262.8	58.165 186.5	49.004	2:09.568	<b>13 -</b>	<b>21.690</b> 266.3	<b>55.955</b> 193.0	48.196	<b>2:05.841</b>
<b>5 -</b>	22.255 262.8	59.198 187.0	49.819	2:11.272	<b>14 -</b>	21.609 265.1	1:03.432 187.0	4:07.132	X:00.000
<b>6 -</b>	22.064 265.1	58.165 182.7	49.042	2:09.271	<b>15 -</b>	23.463 231.1	1:01.245 184.6	49.121	2:13.829
<b>7 -</b>	21.872 264.0	57.908 186.5	48.775	2:08.555	<b>16 -</b>	21.734 <b>268.7</b>	56.101 192.5	48.171	2:06.006
<b>8 -</b>	21.754 266.3	58.257 188.9	6:37.074	X:00.000	<b>17 -</b>	21.744 265.1	56.050 182.2	51.485	2:09.279
<b>9 -</b>	27.815 243.4	1:00.954 184.1	49.600	2:18.369					

Weather/Track: Bright / Dry

www.mstworld.com

Page 1 of 10

Spa-Francorchamps  
Circuit Length = 6.9760 km.  
Start: 09:45 End: 10:29

Printed - 10:34 Thursday, 27 July 2006

## 2006 World Series by Renault SECTOR ANALYSIS

(contd.)

4		Tomas KOSTKA			CZE		Draco Multiracing USA			
1 -					X:00.000	8 -	22.302 265.1	58.928 189.9	48.940	2:10.170
2 -	31.023 171.1	1:06.936 184.6	X:00.000	X:00.000	9 -	21.900 267.5	58.526 190.4	48.670	2:09.096	
3 -	26.382 221.6	1:05.856 188.9	49.952	2:22.190	10 -	21.867 265.1	58.676 190.9	48.897	2:09.440	
4 -	22.881 262.8	1:00.405 188.9	49.910	2:13.196	11 -	21.941 267.5	58.657 178.6	48.732	2:09.330	
5 -	22.521 264.0	59.636 183.2	49.279	2:11.436	12 -	21.719 265.1	<b>57.847 192.0</b>	<b>48.561</b>	<b>2:08.127</b>	
6 -	23.028 259.3	59.872 188.4	49.158	2:12.058	13 -	21.795 266.3	59.294 188.4	49.323	2:10.412	
7 -	22.319 267.5	59.243 186.0	49.204	2:10.766	14 -	23.062 187.9	1:06.117 156.5	53.936	2:23.115	
5		Robbie KERR			GBR		KTR			
1 -					X:00.000	11 -	25.600 235.7	1:02.051 189.9	49.134	2:16.785
2 -	27.551 192.8	1:07.675 184.1	50.671	2:25.897	12 -	21.991 261.6	56.978 191.4	48.294	2:07.263	
3 -	22.945 257.1	1:00.930 188.4	48.953	2:12.828	13 -	21.742 265.1	58.290 188.9	50.277	2:10.309	
4 -	22.030 262.8	58.365 189.9	48.879	2:09.274	14 -	21.766 <b>266.3</b>	57.087 191.4	48.414	2:07.267	
5 -	21.895 264.0	59.394 191.4	49.458	2:10.747	15 -	21.775 <b>266.3</b>	56.924 195.1	48.313	2:07.012	
6 -	21.872 <b>266.3</b>	58.511 190.9	51.958	2:12.341	16 -	24.226 209.8	1:04.554 139.5	51.816	2:20.596	
7 -	22.988 259.3	58.056 190.9	49.041	2:10.085	17 -	21.744 261.6	56.667 <b>195.6</b>	<b>47.996</b>	<b>2:06.407</b>	
8 -	22.034 259.3	57.784 192.5	48.748	2:08.566	18 -	21.712 265.1	<b>56.662</b> 193.0	48.118	2:06.492	
9 -	22.077 261.6	57.387 193.0	48.833	2:08.297	19 -	<b>21.663 266.3</b>	1:07.854 190.4	48.290	2:17.807	
10 -	22.014 261.6	58.066 190.4	6:01.547	X:00.000						
6		Sean McINTOSH			CAN		KTR			
1 -					X:00.000	11 -	23.970 256.0	59.171 189.4	48.622	2:11.763
2 -	26.061 209.1	1:07.077 180.0	50.689	2:23.827	12 -	22.017 261.6	57.680 191.4	48.370	2:08.067	
3 -	22.636 259.3	1:00.145 187.9	49.050	2:11.831	13 -	21.906 264.0	57.356 191.4	48.260	2:07.522	
4 -	21.916 262.8	58.902 188.9	48.708	2:09.526	14 -	21.784 265.1	56.929 <b>192.5</b>	55.463	2:14.176	
5 -	21.858 264.0	59.656 184.1	54.057	2:15.571	15 -	21.762 264.0	56.925 190.4	48.321	2:07.008	
6 -	21.889 262.8	58.274 187.0	48.705	2:08.868	16 -	21.767 <b>266.3</b>	57.126 186.0	48.444	2:07.337	
7 -	21.821 264.0	58.411 187.5	48.623	2:08.855	17 -	21.776 262.8	57.144 <b>192.5</b>	48.416	2:07.336	
8 -	21.797 265.1	58.331 188.9	48.498	2:08.626	18 -	21.759 262.8	56.812 191.4	48.245	<b>2:06.816</b>	
9 -	21.814 264.0	57.784 191.4	48.494	2:08.092	19 -	<b>21.756 265.1</b>	57.460 188.9	52.623	2:11.839	
10 -	21.770 <b>266.3</b>	58.371 191.4	5:20.157	X:00.000	20 -	21.788 <b>266.3</b>	<b>56.808</b> 192.0	<b>48.225</b>	2:06.821	

Weather/Track: Bright / Dry

Spa-Francorchamps  
Circuit Length = 6.9760 km.  
Start: 09:45 End: 10:29

## 2006 World Series by Renault SECTOR ANALYSIS

(contd.)

<b>7</b>		<b>Michael ALESHIN</b>		<b>RUS</b>		<b>Carlin Motorsport</b>			
<b>1</b> -				X:00.000	<b>11</b> -	23.491 258.2	58.150 189.4	52.301	2:13.942
<b>2</b> -	31.162 175.7	1:11.261 168.2	56.331	2:38.754	<b>12</b> -	21.838 264.0	1:01.630 180.4	55.397	2:18.865
<b>3</b> -	24.577 207.6	1:04.417 180.0	52.201	2:21.195	<b>13</b> -	<b>21.748</b> 262.8	58.963 190.4	48.476	2:09.187
<b>4</b> -	24.068 207.6	1:02.014 188.9	49.161	2:15.243	<b>14</b> -	21.803 <b>266.3</b>	57.164 189.9	48.474	<b>2:07.441</b>
<b>5</b> -	22.218 261.6	1:00.535 191.4	49.473	2:12.226	<b>15</b> -	21.829 261.6	57.932 191.4	<b>48.451</b>	2:08.212
<b>6</b> -	21.958 262.8	59.253 189.4	48.765	2:09.976	<b>16</b> -	21.841 264.0	57.327 189.4	48.533	2:07.701
<b>7</b> -	22.073 259.3	58.460 190.4	48.580	2:09.113	<b>17</b> -	21.769 264.0	58.054 191.4	48.744	2:08.567
<b>8</b> -	21.985 260.5	57.501 187.9	48.807	2:08.293	<b>18</b> -	21.770 265.1	57.317 191.4	48.479	2:07.566
<b>9</b> -	21.941 261.6	57.306 <b>193.0</b>	48.570	2:07.817	<b>19</b> -	21.804 264.0	<b>57.079</b> 186.0	49.030	2:07.913
<b>10</b> -	22.398 259.3	1:03.039 187.5	5:53.273	X:00.000					

<b>8</b>		<b>Sebastian VETTEL</b>		<b>GER</b>		<b>Carlin Motorsport</b>			
<b>1</b> -				X:00.000	<b>10</b> -	24.619 240.4	59.555 188.9	48.944	2:13.118
<b>2</b> -	29.851 180.0	1:07.310 187.5	51.073	2:28.234	<b>11</b> -	22.113 260.5	57.640 187.5	48.727	2:08.480
<b>3</b> -	23.042 257.1	1:00.101 190.9	49.391	2:12.534	<b>12</b> -	22.046 261.6	57.646 160.0	49.246	2:08.938
<b>4</b> -	22.424 259.3	1:00.428 189.9	48.942	2:11.794	<b>13</b> -	22.036 260.5	57.581 192.0	48.789	2:08.406
<b>5</b> -	22.102 260.5	59.490 191.4	48.804	2:10.396	<b>14</b> -	21.911 264.0	<b>57.112</b> 193.5	48.578	<b>2:07.601</b>
<b>6</b> -	21.933 261.6	58.054 192.0	48.913	2:08.900	<b>15</b> -	21.820 <b>265.1</b>	57.319 193.5	<b>48.558</b>	2:07.697
<b>7</b> -	22.111 259.3	57.813 187.9	48.875	2:08.799	<b>16</b> -	21.794 <b>265.1</b>	57.524 187.0	48.816	2:08.134
<b>8</b> -	22.102 259.3	57.571 190.4	48.741	2:08.414	<b>17</b> -	<b>21.776</b> 261.6	58.134 193.0	3:29.350	4:49.260
<b>9</b> -	22.094 259.3	57.907 189.9	5:22.675	X:00.000	<b>18</b> -	23.121 252.7	1:02.469 <b>194.5</b>	48.809	2:14.399

<b>9</b>		<b>Celso MIGUEZ</b>		<b>ESP</b>		<b>Pons Racing</b>			
<b>1</b> -				X:00.000	<b>11</b> -	22.662 253.8	59.306 187.0	3:41.128	X:00.000
<b>2</b> -	27.085 234.7	1:07.765 181.3	52.283	2:27.133	<b>12</b> -	25.223 248.5	59.765 188.4	48.932	2:13.920
<b>3</b> -	24.138 249.5	1:01.740 182.7	51.424	2:17.302	<b>13</b> -	22.428 260.5	57.451 190.9	48.734	2:08.613
<b>4</b> -	23.662 253.8	1:00.465 186.5	57.481	2:21.608	<b>14</b> -	<b>22.045</b> <b>262.8</b>	1:01.651 157.8	51.493	2:15.189
<b>5</b> -	23.167 252.7	59.511 187.5	49.884	2:12.562	<b>15</b> -	22.916 259.3	58.131 191.4	48.982	2:10.029
<b>6</b> -	22.782 257.1	59.254 179.1	49.666	2:11.702	<b>16</b> -	22.396 259.3	57.530 <b>193.0</b>	48.857	2:08.783
<b>7</b> -	22.526 258.2	58.944 188.4	49.388	2:10.858	<b>17</b> -	22.455 <b>262.8</b>	57.434 191.4	48.808	2:08.697
<b>8</b> -	22.557 259.3	58.743 188.4	49.238	2:10.538	<b>18</b> -	22.399 252.7	57.943 189.9	48.668	2:09.010
<b>9</b> -	22.584 259.3	58.886 190.9	49.188	2:10.658	<b>19</b> -	22.086 261.6	57.463 189.9	<b>48.557</b>	2:08.106
<b>10</b> -	22.414 256.0	59.060 190.4	49.413	2:10.887	<b>20</b> -	22.090 260.5	<b>56.999</b> 190.9	48.661	<b>2:07.750</b>

Weather/Track: Bright / Dry

Spa-Francorchamps  
Circuit Length = 6.9760 km.  
Start: 09:45 End: 10:29

## 2006 World Series by Renault SECTOR ANALYSIS

(contd.)

<b>10</b>		<b>James ROSSITER</b>		<b>GBR</b>		<b>Pons Racing</b>			
1 -				X:00.000	11 -	21.663 266.3	58.241 190.9	3:14.221	4:34.125
2 -	26.966 200.0	1:04.295 186.5	50.134	2:21.395	12 -	24.467 242.4	1:03.907 190.4	48.049	2:16.423
3 -	22.112 <b>268.7</b>	59.951 188.9	48.943	2:11.006	13 -	21.490 264.0	<b>56.638 196.7</b>	<b>47.875</b>	<b>2:06.003</b>
4 -	21.818 266.3	59.447 192.5	48.637	2:09.902	14 -	21.520 267.5	1:06.856 175.6	50.393	2:18.769
5 -	21.626 266.3	58.817 190.4	48.536	2:08.979	15 -	21.530 265.1	56.957 184.1	48.362	2:06.849
6 -	21.696 266.3	58.035 192.0	48.513	2:08.244	16 -	21.471 <b>268.7</b>	56.913 194.0	47.931	2:06.315
7 -	21.710 266.3	58.145 191.4	4:21.404	X:00.000	17 -	21.432 266.3	56.733 195.1	47.908	2:06.073
8 -	22.002 267.5	59.452 193.0	48.368	2:09.822	18 -	21.444 267.5	57.463 193.0	48.419	2:07.326
9 -	21.602 266.3	58.177 192.5	48.388	2:08.167	19 -	<b>21.322</b> 265.1	59.361 195.1	48.097	2:08.780
10 -	21.548 267.5	58.245 188.4	48.457	2:08.250					

<b>11</b>		<b>Ben HANLEY</b>		<b>GBR</b>		<b>Cram Competition</b>			
1 -				X:00.000	9 -	22.081 262.8	58.118 191.4	49.009	2:09.208
2 -	26.356 215.2	1:04.542 189.9	3:28.708	4:59.606	10 -	21.974 261.6	57.832 191.4	48.845	2:08.651
3 -	23.891 249.5	1:00.677 190.4	49.801	2:14.369	11 -	21.885 261.6	57.347 190.4	48.643	2:07.875
4 -	22.687 256.0	59.691 189.9	49.431	2:11.809	12 -	21.811 265.1	57.955 192.0	6:21.404	X:00.000
5 -	22.460 261.6	58.481 190.4	49.167	2:10.108	13 -	23.410 256.0	59.061 193.5	49.178	2:11.649
6 -	22.059 260.5	58.321 192.0	49.100	2:09.480	14 -	21.896 260.5	57.345 192.5	<b>48.622</b>	2:07.863
7 -	21.974 258.2	58.465 <b>194.0</b>	4:34.399	X:00.000	15 -	21.873 262.8	57.304 192.0	48.861	2:08.038
8 -	24.566 252.7	59.670 192.5	49.372	2:13.608	16 -	21.803 262.8	<b>57.179</b> 191.4	48.742	<b>2:07.724</b>

<b>12</b>		<b>Pasquale DE SABATINO</b>		<b>ITA</b>		<b>Cram Competition</b>			
1 -				X:00.000	10 -	27.214 219.1	1:08.102 185.5	50.863	2:26.179
2 -	32.737 178.9	1:17.765 160.3	4:01.280	X:00.000	11 -	22.387 265.1	1:02.428 189.4	50.474	2:15.289
3 -	27.457 199.3	1:09.427 180.0	56.100	2:32.984	12 -	22.267 267.5	1:01.192 185.5	49.547	2:13.006
4 -	23.882 223.3	1:07.193 167.4	51.668	2:22.743	13 -	22.251 265.1	1:02.417 <b>190.4</b>	51.175	2:15.843
5 -	23.114 252.7	1:03.974 186.5	51.328	2:18.416	14 -	22.136 <b>268.7</b>	<b>1:00.675</b> 187.0	49.567	2:12.378
6 -	23.011 233.8	1:02.158 188.9	50.395	2:15.564	15 -	22.167 265.1	1:01.711 187.0	50.473	2:14.351
7 -	22.762 257.1	1:01.834 187.0	49.999	2:14.595	16 -	23.719 192.8	1:01.151 187.0	49.492	2:14.362
8 -	22.660 260.5	1:01.654 186.5	49.789	2:14.103	17 -	<b>22.115</b> 265.1	1:00.726 188.4	<b>49.415</b>	<b>2:12.256</b>
9 -	23.051 261.6	1:01.015 189.9	4:57.000	X:00.000					

Weather/Track: Bright / Dry

www.mstworld.com

Page 4 of 10

Spa-Francorchamps  
Circuit Length = 6.9760 km.  
Start: 09:45 End: 10:29

Printed - 10:34 Thursday, 27 July 2006

## 2006 World Series by Renault SECTOR ANALYSIS

(contd.)

<b>14</b>		<b>Alvaro BARBA LOPEZ</b>		<b>ESP</b>		<b>Jenzer Motorsport</b>				
<b>1 -</b>					X:00.000	<b>11 -</b>	24.215 257.1	59.071 194.0	48.433	2:11.719
<b>2 -</b>	27.220 204.1	1:08.887 183.6	2:58.879		4:34.986	<b>12 -</b>	22.687 259.3	56.570 <b>196.1</b>	48.462	2:07.719
<b>3 -</b>	25.494 251.6	1:02.132 189.4	49.344		2:16.970	<b>13 -</b>	21.825 264.0	56.846 195.6	48.314	2:06.985
<b>4 -</b>	22.644 259.3	58.417 191.4	48.897		2:09.958	<b>14 -</b>	21.780 <b>266.3</b>	58.195 185.0	49.704	2:09.679
<b>5 -</b>	22.286 262.8	1:00.293 190.4	48.983		2:11.562	<b>15 -</b>	21.971 <b>266.3</b>	57.425 <b>196.1</b>	48.460	2:07.856
<b>6 -</b>	22.030 264.0	1:01.797 192.5	48.776		2:12.603	<b>16 -</b>	21.788 264.0	56.877 194.0	48.685	2:07.350
<b>7 -</b>	22.041 260.5	57.651 193.5	48.787		2:08.479	<b>17 -</b>	<b>21.631 266.3</b>	1:04.035 177.7	49.978	2:15.644
<b>8 -</b>	21.855 264.0	59.814 190.9	48.947		2:10.616	<b>18 -</b>	21.819 265.1	<b>56.554</b> 194.0	<b>48.305</b>	<b>2:06.678</b>
<b>9 -</b>	21.955 264.0	58.080 194.5	48.758		2:08.793	<b>19 -</b>	21.793 264.0	56.747 190.9	48.520	2:07.060
<b>10 -</b>	22.059 261.6	1:00.614 184.6	3:36.752		4:59.425					

<b>15</b>		<b>Alessandro BONETTI</b>		<b>ITA</b>		<b>Jenzer Motorsport</b>				
<b>1 -</b>					X:00.000	<b>10 -</b>	22.289 261.6	58.984 189.9	49.585	2:10.858
<b>2 -</b>	29.069 201.3	1:07.380 180.0	59.231		2:35.680	<b>11 -</b>	22.136 261.6	59.196 187.5	49.466	2:10.798
<b>3 -</b>	24.218 228.4	1:02.926 186.5	2:39.823		4:06.967	<b>12 -</b>	22.194 264.0	59.277 187.5	5:22.472	X:00.000
<b>4 -</b>	25.569 248.5	1:01.151 183.2	51.213		2:17.933	<b>13 -</b>	25.618 253.8	1:03.056 187.0	51.330	2:20.004
<b>5 -</b>	22.953 252.7	1:01.906 182.2	51.589		2:16.448	<b>14 -</b>	22.260 262.8	57.724 <b>192.0</b>	<b>48.829</b>	2:08.813
<b>6 -</b>	22.589 261.6	1:00.067 189.9	49.532		2:12.188	<b>15 -</b>	21.950 262.8	58.375 188.9	49.022	2:09.347
<b>7 -</b>	22.572 258.2	59.716 181.3	53.182		2:15.470	<b>16 -</b>	21.976 261.6	58.138 191.4	49.040	2:09.154
<b>8 -</b>	22.366 260.5	1:01.154 158.5	50.547		2:14.067	<b>17 -</b>	<b>21.865</b> 264.0	<b>57.692</b> 191.4	49.043	<b>2:08.600</b>
<b>9 -</b>	22.176 262.8	1:00.989 189.4	49.397		2:12.562	<b>18 -</b>	21.947 264.0	59.623 186.5	49.640	2:11.210

<b>16</b>		<b>Alvaro PARENTE</b>		<b>POR</b>		<b>Victory Engineering</b>				
<b>1 -</b>					X:00.000	<b>9 -</b>	22.226 259.3	57.203 194.0	48.257	2:07.686
<b>2 -</b>	25.971 222.4	1:07.156 188.9	52.389		2:25.516	<b>10 -</b>	22.242 258.2	57.209 193.5	54.174	2:13.625
<b>3 -</b>	22.696 258.2	1:00.875 191.4	51.682		2:15.253	<b>11 -</b>	22.060 261.6	58.307 186.5	5:36.056	X:00.000
<b>4 -</b>	23.708 253.8	59.511 192.0	49.299		2:12.518	<b>12 -</b>	24.897 211.3	1:03.690 171.0	49.234	2:17.821
<b>5 -</b>	22.207 259.3	58.369 195.1	48.931		2:09.507	<b>13 -</b>	21.864 264.0	58.133 187.9	49.649	2:09.646
<b>6 -</b>	22.254 257.1	58.740 184.1	58.121		2:19.115	<b>14 -</b>	21.992 265.1	57.217 194.0	48.221	2:07.430
<b>7 -</b>	21.934 <b>266.3</b>	59.474 192.0	3:51.365		X:00.000	<b>15 -</b>	<b>21.813</b> 264.0	56.841 <b>196.1</b>	48.506	2:07.160
<b>8 -</b>	23.781 254.9	1:02.506 195.1	49.012		2:15.299	<b>16 -</b>	21.823 260.5	<b>56.396</b> 193.0	<b>48.099</b>	<b>2:06.318</b>

Weather/Track: Bright / Dry

Spa-Francorchamps  
Circuit Length = 6.9760 km.  
Start: 09:45 End: 10:29



## 2006 World Series by Renault SECTOR ANALYSIS

(contd.)

<b>18</b>		<b>Hayanari SHIMODA</b>			<b>JPN</b>		<b>Victory Engineering</b>			
1 -					X:00.000	<b>10 -</b>	22.175 257.1	58.064 188.4	8:01.986	X:00.000
2 -	26.672 217.5	1:05.703 182.7	55.559		2:27.934	<b>11 -</b>	24.640 221.6	1:00.476 189.4	49.515	2:14.631
3 -	23.093 250.6	1:00.608 187.0	49.792		2:13.493	<b>12 -</b>	22.030 259.3	57.527 192.0	52.114	2:11.671
4 -	22.274 256.0	59.571 191.4	49.631		2:11.476	<b>13 -</b>	21.988 261.6	59.683 188.9	49.061	2:10.732
5 -	22.269 256.0	58.921 191.4	49.186		2:10.376	<b>14 -</b>	22.038 258.2	57.804 192.0	48.736	2:08.578
6 -	22.226 252.7	58.271 187.9	49.691		2:10.188	<b>15 -</b>	22.133 257.1	<b>57.305</b> 189.9	49.829	2:09.267
7 -	22.857 253.8	58.675 192.5	49.097		2:10.629	<b>16 -</b>	<b>21.869</b> 257.1	59.934 192.0	48.930	2:10.733
8 -	22.131 257.1	58.249 191.4	49.465		2:09.845	<b>17 -</b>	21.932 264.0	57.430 190.9	48.722	<b>2:08.084</b>
9 -	22.232 254.9	58.192 <b>194.5</b>	49.108		2:09.532	<b>18 -</b>	21.890 <b>266.3</b>	57.801 191.4	<b>48.506</b>	2:08.197
<b>19</b>		<b>Matteo MENEGHELLO</b>			<b>ITA</b>		<b>GD Racing</b>			
1 -					X:00.000	<b>11 -</b>	22.601 258.2	58.691 191.4	48.990	2:10.282
2 -	28.430 185.6	1:08.806 187.0	50.016		2:27.252	<b>12 -</b>	22.470 261.6	59.082 190.9	49.396	2:10.948
3 -	23.435 259.3	1:00.838 189.4	49.541		2:13.814	<b>13 -</b>	22.360 262.8	58.638 191.4	49.018	2:10.016
4 -	22.864 261.6	59.000 187.0	48.958		2:10.822	<b>14 -</b>	22.341 261.6	1:07.789 147.5	51.245	2:21.375
5 -	22.722 257.1	58.463 189.9	49.020		2:10.205	<b>15 -</b>	22.337 262.8	58.266 <b>194.0</b>	48.996	2:09.599
6 -	22.513 261.6	58.838 192.0	48.889		2:10.240	<b>16 -</b>	22.459 261.6	58.721 193.5	49.043	2:10.223
7 -	22.623 <b>264.0</b>	59.863 190.9	50.565		2:13.051	<b>17 -</b>	<b>22.079</b> 262.8	58.679 192.0	<b>48.886</b>	2:09.644
8 -	22.649 261.6	58.863 193.0	49.196		2:10.708	<b>18 -</b>	22.368 258.2	<b>57.812</b> 191.4	49.164	<b>2:09.344</b>
9 -	22.841 257.1	58.987 189.9	6:22.758		X:00.000	<b>19 -</b>	22.210 261.6	57.818 188.4	49.421	2:09.449
10 -	25.187 252.7	1:00.001 192.0	49.469		2:14.657					
<b>20</b>		<b>Patrick PILET</b>			<b>FRA</b>		<b>GD Racing</b>			
1 -					X:00.000	<b>10 -</b>	22.077 264.0	59.801 188.4	48.877	2:10.755
2 -	26.592 228.4	1:06.021 187.9	51.244		2:23.857	<b>11 -</b>	22.004 261.6	57.579 193.0	48.456	2:08.039
3 -	23.198 256.0	1:01.080 187.0	49.806		2:14.084	<b>12 -</b>	<b>21.874</b> 266.3	58.354 190.9	<b>48.376</b>	2:08.604
4 -	22.542 261.6	58.997 190.4	49.042		2:10.581	<b>13 -</b>	23.268 260.5	57.922 192.5	4:41.753	X:00.000
5 -	22.194 266.3	59.803 191.4	50.315		2:12.312	<b>14 -</b>	23.358 259.3	57.798 192.0	48.818	2:09.974
6 -	21.970 262.8	58.700 191.4	49.192		2:09.862	<b>15 -</b>	21.992 262.8	<b>57.111</b> 193.0	48.666	2:07.769
7 -	22.361 265.1	1:00.006 188.9	50.276		2:12.643	<b>16 -</b>	21.986 262.8	57.187 191.4	48.499	2:07.672
8 -	21.999 264.0	58.653 187.5	5:22.590		X:00.000	<b>17 -</b>	21.914 264.0	57.207 <b>194.5</b>	48.529	<b>2:07.650</b>
9 -	25.415 178.3	1:00.824 190.4	49.462		2:15.701	<b>18 -</b>	21.888 264.0	57.204 191.4	50.169	2:09.261

Weather/Track: Bright / Dry

Spa-Francorchamps  
Circuit Length = 6.9760 km.  
Start: 09:45 End: 10:29

## 2006 World Series by Renault SECTOR ANALYSIS

(contd.)

<b>21</b>		<b>Eric SALIGNON</b>		<b>FRA</b>		<b>Interwetten.com</b>			
1 -				X:00.000	<b>10 -</b>	22.341 259.3	1:00.182 187.5	9:25.435	X:00.000
2 -	28.004 195.3	1:07.077 184.1	52.158	2:27.239	<b>11 -</b>	23.395 260.5	59.430 189.4	49.105	2:11.930
3 -	23.328 258.2	1:01.284 186.0	50.346	2:14.958	<b>12 -</b>	22.030 267.5	57.986 <b>190.9</b>	48.778	2:08.794
4 -	22.936 257.1	1:01.638 185.0	50.372	2:14.946	<b>13 -</b>	21.785 265.1	57.685 188.9	<b>48.683</b>	<b>2:08.153</b>
5 -	22.583 259.3	59.728 187.0	49.348	2:11.659	<b>14 -</b>	<b>21.844</b> 266.3	57.863 186.5	48.954	2:08.661
6 -	22.487 259.3	59.040 186.0	49.115	2:10.642	<b>15 -</b>	22.261 262.8	1:00.874 188.4	2:19.177	3:42.312
7 -	22.417 258.2	58.481 186.0	48.992	2:09.890	<b>16 -</b>	27.475 167.3	1:05.833 187.9	49.381	2:22.689
8 -	22.144 264.0	58.541 190.4	52.771	2:13.456	<b>17 -</b>	21.856 <b>268.7</b>	59.503 188.9	53.031	2:14.390
9 -	22.189 261.6	57.839 188.9	50.208	2:10.236					
<b>22</b>		<b>Andy SOUCEK</b>		<b>ESP</b>		<b>Interwetten.com</b>			
1 -				X:00.000	<b>10 -</b>	21.783 262.8	58.168 192.5	48.859	2:08.810
2 -	28.264 205.5	1:06.773 187.5	52.176	2:27.213	<b>11 -</b>	21.775 267.5	1:00.711 182.7	8:26.197	X:00.000
3 -	23.059 232.0	1:01.479 188.4	50.162	2:14.700	<b>12 -</b>	28.102 236.6	1:11.341 154.1	49.760	2:29.203
4 -	22.658 259.3	1:00.201 187.0	49.413	2:12.272	<b>13 -</b>	21.681 265.1	57.454 192.5	48.528	2:07.663
5 -	22.420 261.6	58.832 193.0	48.980	2:10.232	<b>14 -</b>	21.612 257.1	1:00.860 194.5	48.516	2:10.988
6 -	22.177 262.8	59.154 190.9	48.908	2:10.239	<b>15 -</b>	21.686 <b>271.2</b>	57.226 194.0	48.418	2:07.330
7 -	21.984 262.8	58.651 190.4	48.682	2:09.317	<b>16 -</b>	21.622 268.7	<b>56.939</b> 193.0	<b>47.999</b>	<b>2:06.560</b>
8 -	21.889 264.0	58.008 190.4	48.209	2:08.106	<b>17 -</b>	21.582 270.0	57.143 <b>195.6</b>	48.542	2:07.267
9 -	21.845 264.0	1:04.672 151.8	49.544	2:16.061	<b>18 -</b>	<b>21.576</b> 266.3	1:07.203 194.5	48.427	2:17.206
<b>23</b>		<b>Milos PAVLOVIC</b>		<b>SCG</b>		<b>EuroInternational</b>			
1 -				X:00.000	<b>9 -</b>	21.829 266.3	58.535 184.6	6:37.536	X:00.000
2 -	31.206 170.2	1:13.752 164.7	5:46.705	X:00.000	<b>10 -</b>	23.522 259.3	59.391 187.0	56.045	2:18.958
3 -	24.904 250.6	1:01.990 186.0	50.741	2:17.635	<b>11 -</b>	21.716 266.3	57.722 190.4	48.329	2:07.767
4 -	22.839 261.6	59.846 187.9	48.823	2:11.508	<b>12 -</b>	21.591 267.5	58.610 192.0	49.531	2:09.732
5 -	22.202 264.0	58.079 <b>193.5</b>	48.696	2:08.977	<b>13 -</b>	21.669 267.5	<b>57.415</b> 192.0	50.069	2:09.153
6 -	21.964 264.0	58.201 192.0	48.520	2:08.685	<b>14 -</b>	21.736 265.1	1:01.798 180.4	52.157	2:15.691
7 -	21.840 265.1	58.135 190.4	48.601	2:08.576	<b>15 -</b>	21.667 <b>268.7</b>	57.748 189.9	48.283	<b>2:07.698</b>
8 -	21.817 266.3	57.845 192.0	<b>48.215</b>	2:07.877	<b>16 -</b>	<b>21.563</b> 266.3	58.133 192.5	48.370	2:08.066

Weather/Track: Bright / Dry

www.mstworld.com

Page 7 of 10

Spa-Francorchamps  
Circuit Length = 6.9760 km.  
Start: 09:45 End: 10:29

Printed - 10:34 Thursday, 27 July 2006

## 2006 World Series by Renault SECTOR ANALYSIS

(contd.)

<b>24</b>		<b>Carlos IACONELLI</b>		<b>ESP</b>		<b>EuroInternational</b>			
<b>1</b> -				X:00.000	<b>9</b> -	22.678 258.2	59.251 190.9	49.306	2:11.235
<b>2</b> -	29.978 181.0	1:10.304 178.6	56.004	2:36.286	<b>10</b> -	22.672 259.3	59.567 192.0	4:59.210	X:00.000
<b>3</b> -	24.119 223.3	1:03.949 187.0	51.532	2:19.600	<b>11</b> -	24.079 237.6	1:01.762 190.4	49.279	2:15.120
<b>4</b> -	23.499 249.5	1:01.861 189.4	3:37.114	X:00.000	<b>12</b> -	22.520 264.0	58.549 192.0	49.267	2:10.336
<b>5</b> -	27.065 187.3	1:03.753 189.4	50.667	2:21.485	<b>13</b> -	22.774 261.6	58.308 <b>193.0</b>	49.323	2:10.405
<b>6</b> -	23.440 254.9	1:01.107 190.9	51.261	2:15.808	<b>14</b> -	22.494 <b>265.7</b>	58.344 191.4	<b>49.136</b>	2:09.974
<b>7</b> -	23.111 258.2	59.222 191.4	49.445	2:11.778	<b>15</b> -	22.544 249.5	58.553 191.4	52.265	2:13.362
<b>8</b> -	22.978 259.3	1:00.495 190.9	49.414	2:12.887	<b>16</b> -	<b>22.421</b> 261.6	<b>57.429</b> 192.0	49.601	<b>2:09.451</b>
<b>25</b>		<b>Borja GARCIA</b>		<b>ESP</b>		<b>RC Motorsport</b>			
<b>1</b> -				X:00.000	<b>10</b> -	21.924 265.1	59.386 191.4	7:01.444	X:00.000
<b>2</b> -	29.774 193.4	1:06.994 188.4	50.132	2:26.900	<b>11</b> -	22.943 266.3	59.107 189.9	49.110	2:11.160
<b>3</b> -	22.866 262.8	1:00.201 187.9	50.175	2:13.242	<b>12</b> -	21.802 264.0	58.062 191.4	48.561	2:08.425
<b>4</b> -	22.120 262.8	58.480 190.4	49.015	2:09.615	<b>13</b> -	21.615 268.7	57.951 192.0	<b>48.498</b>	2:08.064
<b>5</b> -	21.826 265.1	1:00.634 192.5	49.039	2:11.499	<b>14</b> -	<b>21.542 270.0</b>	59.518 188.4	3:54.509	X:00.000
<b>6</b> -	21.805 267.5	1:05.858 193.0	48.782	2:16.445	<b>15</b> -	22.674 262.8	1:01.344 172.6	53.215	2:17.233
<b>7</b> -	21.835 265.1	58.211 <b>194.0</b>	48.562	2:08.608	<b>16</b> -	21.811 267.5	57.217 190.9	48.559	2:07.587
<b>8</b> -	26.434 169.2	1:03.205 <b>194.0</b>	48.617	2:18.256	<b>17</b> -	21.743 267.5	<b>56.723</b> 179.1	48.902	<b>2:07.368</b>
<b>9</b> -	21.936 262.8	57.000 <b>194.0</b>	48.576	2:07.512					
<b>26</b>		<b>Bruce JOUANNY</b>		<b>FRA</b>		<b>RC Motorsport</b>			
<b>1</b> -				X:00.000	<b>10</b> -	23.101 265.1	1:00.681 190.9	8:41.567	X:00.000
<b>2</b> -	30.743 186.2	1:13.638 175.1	52.928	2:37.309	<b>11</b> -	23.883 259.3	1:02.382 192.0	50.368	2:16.633
<b>3</b> -	23.729 260.5	1:03.018 191.4	50.016	2:16.763	<b>12</b> -	22.200 265.1	58.529 194.0	48.532	2:09.261
<b>4</b> -	22.969 259.3	1:00.248 191.4	48.828	2:12.045	<b>13</b> -	21.912 267.5	57.966 193.0	48.724	2:08.602
<b>5</b> -	22.538 261.6	58.990 194.0	48.643	2:10.171	<b>14</b> -	21.832 266.3	<b>57.421</b> 190.4	48.482	2:07.735
<b>6</b> -	22.285 266.3	1:01.280 191.4	50.021	2:13.586	<b>15</b> -	22.002 <b>268.7</b>	57.537 <b>194.5</b>	48.479	2:08.018
<b>7</b> -	22.486 258.2	58.437 <b>194.5</b>	48.615	2:09.538	<b>16</b> -	21.857 265.1	57.770 193.0	51.032	2:10.659
<b>8</b> -	22.171 261.6	57.889 194.0	48.504	2:08.564	<b>17</b> -	21.890 <b>268.7</b>	57.622 193.0	48.329	2:07.841
<b>9</b> -	21.986 264.0	57.958 193.5	48.973	2:08.917	<b>18</b> -	<b>21.712</b> 266.3	57.576 191.4	<b>48.281</b>	<b>2:07.569</b>
<b>27</b>		<b>Alx DANIELSSON</b>		<b>SWE</b>		<b>Comtec</b>			
<b>1</b> -				X:00.000	<b>8</b> -	21.534 268.7	58.470 192.0	48.495	2:08.499
<b>2</b> -	27.376 242.4	1:06.704 178.6	57.271	2:31.351	<b>9</b> -	21.773 264.0	2:59.037 185.0	X:00.000	X:00.000
<b>3</b> -	23.134 264.0	1:00.926 189.9	48.813	2:12.873	<b>10</b> -	27.429 249.5	1:01.064 190.9	53.482	2:21.975
<b>4</b> -	22.102 266.3	59.603 192.5	48.434	2:10.139	<b>11</b> -	22.157 267.5	58.487 192.0	48.592	2:09.236
<b>5</b> -	21.958 267.5	58.923 <b>193.0</b>	48.529	2:09.410	<b>12</b> -	21.479 266.3	58.340 189.9	48.160	2:07.979
<b>6</b> -	21.588 264.0	58.996 192.0	48.342	2:08.926	<b>13</b> -	<b>21.439</b> 267.5	<b>57.552</b> 192.0	<b>47.964</b>	<b>2:06.955</b>
<b>7</b> -	21.659 <b>270.0</b>	59.472 189.4	1:03.689	2:24.820					

Weather/Track: Bright / Dry

Spa-Francorchamps  
Circuit Length = 6.9760 km.  
Start: 09:45 End: 10:29

## 2006 World Series by Renault SECTOR ANALYSIS

(contd.)

<b>28</b>		<b>Jaap VAN LAGEN</b>		<b>NED</b>		<b>Comtec</b>				
<b>1 -</b>					X:00.000	<b>9 -</b>	22.172 267.5	58.134 188.9	48.474	2:08.780
<b>2 -</b>	26.101 250.6	1:06.852 180.9	4:04.704		X:00.000	<b>10 -</b>	21.765 266.3	57.795 187.9	48.734	2:08.294
<b>3 -</b>	23.682 262.8	59.188 185.0	48.812		2:11.682	<b>11 -</b>	21.770 262.8	1:05.360 186.0	7:02.745	X:00.000
<b>4 -</b>	22.452 267.5	58.131 191.4	48.800		2:09.383	<b>12 -</b>	24.530 258.2	57.922 189.4	<b>48.117</b>	2:10.569
<b>5 -</b>	22.477 264.0	57.702 <b>193.0</b>	48.384		2:08.563	<b>13 -</b>	21.519 267.5	<b>56.284</b> 192.5	48.412	<b>2:06.215</b>
<b>6 -</b>	22.197 264.0	57.342 189.9	48.557		2:08.096	<b>14 -</b>	<b>21.488</b> 266.3	57.493 184.6	48.490	2:07.471
<b>7 -</b>	22.082 265.1	59.694 186.5	49.394		2:11.170	<b>15 -</b>	22.153 261.6	57.896 <b>193.0</b>	48.821	2:08.870
<b>8 -</b>	21.813 <b>270.0</b>	58.567 186.5	49.160		2:09.540	<b>16 -</b>	21.639 266.3	58.531 189.4	48.125	2:08.295
<b>29</b>		<b>Gregory FRANCHI</b>		<b>BEL</b>		<b>Prema Powerteam</b>				
<b>1 -</b>					X:00.000	<b>10 -</b>	23.940 254.9	59.207 192.5	49.186	2:12.333
<b>2 -</b>	28.818 190.3	1:11.030 162.5	57.619		2:37.467	<b>11 -</b>	22.022 261.6	58.149 192.0	48.980	2:09.151
<b>3 -</b>	23.420 257.1	1:01.271 188.9	50.048		2:14.739	<b>12 -</b>	21.926 262.8	57.974 190.9	48.841	2:08.741
<b>4 -</b>	22.671 260.5	59.315 191.4	49.152		2:11.138	<b>13 -</b>	21.838 262.8	58.114 192.5	48.794	2:08.746
<b>5 -</b>	22.347 257.1	1:01.712 192.0	49.206		2:13.265	<b>14 -</b>	21.835 262.8	57.637 192.0	3:42.124	X:00.000
<b>6 -</b>	22.107 259.3	58.392 189.9	49.293		2:09.792	<b>15 -</b>	24.174 254.9	59.034 193.0	49.258	2:12.466
<b>7 -</b>	22.081 260.5	58.192 192.5	49.177		2:09.450	<b>16 -</b>	21.905 261.6	57.343 191.4	48.725	2:07.973
<b>8 -</b>	22.000 259.3	57.948 189.9	49.106		2:09.054	<b>17 -</b>	21.760 <b>265.1</b>	57.263 193.0	<b>48.504</b>	<b>2:07.527</b>
<b>9 -</b>	22.440 247.5	1:03.198 186.5	6:20.449		X:00.000					
<b>30</b>		<b>Christian MONTANARI</b>		<b>RSM</b>		<b>Prema Powerteam</b>				
<b>1 -</b>					X:00.000	<b>9 -</b>	21.775 266.3	59.074 190.4	51.738	2:12.587
<b>2 -</b>	28.586 185.0	1:10.860 169.8	50.957		2:30.403	<b>10 -</b>	21.486 <b>270.0</b>	58.828 192.0	51.928	2:12.242
<b>3 -</b>	23.322 242.4	1:03.493 188.9	49.822		2:16.637	<b>11 -</b>	21.579 265.1	58.217 192.5	48.304	2:08.100
<b>4 -</b>	22.601 257.1	59.590 190.9	48.750		2:10.941	<b>12 -</b>	21.526 268.7	58.288 190.4	8:26.187	X:00.000
<b>5 -</b>	22.443 257.1	58.885 192.5	48.712		2:10.040	<b>13 -</b>	25.270 236.6	1:00.178 193.0	49.127	2:14.575
<b>6 -</b>	22.255 258.2	58.567 191.4	48.774		2:09.596	<b>14 -</b>	21.903 253.8	57.898 192.5	<b>47.977</b>	2:07.778
<b>7 -</b>	22.066 262.8	1:00.385 177.7	5:23.882		X:00.000	<b>15 -</b>	21.542 268.7	<b>57.317</b> 193.0	47.993	<b>2:06.852</b>
<b>8 -</b>	23.108 258.2	59.503 192.5	48.431		2:11.042	<b>16 -</b>	21.509 <b>270.0</b>	57.318 <b>196.1</b>	48.070	2:06.897
<b>31</b>		<b>Marco BONANOMI</b>		<b>ITA</b>		<b>Marco Bonanomi</b>				
<b>1 -</b>					X:00.000	<b>9 -</b>	21.961 258.2	58.854 189.4	49.684	2:10.499
<b>2 -</b>	31.282 190.3	1:07.507 188.4	50.932		2:29.721	<b>10 -</b>	22.674 211.3	1:04.620 183.6	X:00.000	X:00.000
<b>3 -</b>	22.814 257.1	1:00.269 189.4	49.975		2:13.058	<b>11 -</b>	24.446 218.3	59.649 <b>193.0</b>	49.142	2:13.237
<b>4 -</b>	22.996 258.2	58.725 191.4	48.872		2:10.593	<b>12 -</b>	21.938 <b>262.8</b>	57.887 192.0	48.720	2:08.545
<b>5 -</b>	22.781 258.2	1:00.783 189.9	49.479		2:13.043	<b>13 -</b>	21.882 <b>262.8</b>	57.525 <b>193.0</b>	48.750	2:08.157
<b>6 -</b>	22.796 232.0	59.946 190.9	5:59.284		X:00.000	<b>14 -</b>	21.840 261.6	57.381 192.0	48.717	2:07.938
<b>7 -</b>	26.544 215.2	59.770 189.9	49.220		2:15.534	<b>15 -</b>	<b>21.795</b> <b>262.8</b>	<b>57.260</b> 189.9	<b>48.702</b>	<b>2:07.757</b>
<b>8 -</b>	22.189 261.6	59.177 190.9	48.967		2:10.333					

Weather/Track: Bright / Dry

Spa-Francorchamps  
Circuit Length = 6.9760 km.  
Start: 09:45 End: 10:29

## 2006 World Series by Renault SECTOR ANALYSIS

(contd.)

<b>32</b>	Ryo FUKUDA				JPN	Ryo Fukuda			
<b>1 -</b>					X:00.000	<b>9 -</b> 22.012 256.0	59.502 187.0	49.313	2:10.827
<b>2 -</b> 27.297 202.7	1:07.436 184.1	52.079		2:26.812	<b>10 -</b> 22.059 264.0	57.985 188.9	49.213	2:09.257	
<b>3 -</b> 24.834 183.9	1:02.891 188.4	49.645		2:17.370	<b>11 -</b> 22.152 264.0	57.901 191.4	49.052	2:09.105	
<b>4 -</b> 22.536 262.8	1:01.275 187.5	50.303		2:14.114	<b>12 -</b> 21.949 265.1	<b>57.824</b> 190.9	<b>49.033</b>	<b>2:08.806</b>	
<b>5 -</b> 22.415 242.4	1:00.091 188.9	49.409		2:11.915	<b>13 -</b> 21.978 265.1	58.632 185.0	4:03.437	X:00.000	
<b>6 -</b> 22.145 261.6	59.357 186.0	X:00.000		X:00.000	<b>14 -</b> 24.469 249.5	59.646 190.4	49.477	2:13.592	
<b>7 -</b> 25.322 219.1	1:00.075 188.9	49.200		2:14.597	<b>15 -</b> 21.927 264.0		1:53.699	2:15.626	
<b>8 -</b> 22.457 260.5	59.566 189.4	55.878		2:17.901					

Weather/Track: Bright / Dry

www.mstworld.com

Page 10 of 10

Spa-Francorchamps  
Circuit Length = 6.9760 km.  
Start: 09:45 End: 10:29

Printed - 10:34 Thursday, 27 July 2006

## 2006 World Series by Renault Free Practice 1 - Best Sector Speeds Report

POS	SECTOR 1			SECTOR 2			SECTOR 3		
	NO	NAME	SPEED	LAP	NO	NAME	SPEED	LAP	NO SPEED TRAP AVAILABLE
1	22	SOUCEK	271.2	15	10	ROSSITER	196.7	13	
2	1	KANE	270.0	18	1	KANE	196.1	11	
3	25	GARCIA	270.0	14	14	BARBA LOPEZ	196.1	12	
4	27	DANIELSSON	270.0	7	16	PARENTE	196.1	15	
5	28	VAN LAGEN	270.0	8	30	MONTANARI	196.1	16	
6	30	MONTANARI	270.0	10	2	VALSECCHI	195.6	18	
7	3	MALDONADO	268.7	16	5	KERR	195.6	17	
8	10	ROSSITER	268.7	3	22	SOUCEK	195.6	17	
9	12	DE SABATINO	268.7	14	3	MALDONADO	195.1	11	
10	21	SALIGNON	268.7	17	8	VETTEL	194.5	18	
11	23	PAVLOVIC	268.7	15	18	SHIMODA	194.5	9	
12	26	JOUANNY	268.7	15	20	PILET	194.5	17	
13	4	KOSTKA	267.5	7	26	JOUANNY	194.5	7	
14	2	VALSECCHI	266.3	16	11	HANLEY	194.0	7	
15	5	KERR	266.3	6	19	MENEGHELLO	194.0	15	
16	6	INTOSH	266.3	10	25	GARCIA	194.0	7	
17	7	ALESHIN	266.3	14	23	PAVLOVIC	193.5	5	
18	14	BARBA LOPEZ	266.3	14	7	ALESHIN	193.0	9	
19	16	PARENTE	266.3	7	9	MIGUEZ	193.0	16	
20	18	SHIMODA	266.3	18	24	IACONELLI	193.0	13	
21	20	PILET	266.3	5	27	DANIELSSON	193.0	5	
22	8	VETTEL	265.1	15	28	VAN LAGEN	193.0	5	
23	11	HANLEY	265.1	12	29	FRANCHI	193.0	15	
24	24	IACONELLI	265.1	14	31	BONANOMI	193.0	11	
25	29	FRANCHI	265.1	17	6	INTOSH	192.5	14	
26	32	FUKUDA	265.1	12	4	KOSTKA	192.0	12	
27	15	BONETTI	264.0	12	15	BONETTI	192.0	14	
28	19	MENEGHELLO	264.0	7	32	FUKUDA	191.4	11	
29	9	MIGUEZ	262.8	14	21	SALIGNON	190.9	12	
30	31	BONANOMI	262.8	12	12	DE SABATINO	190.4	13	



Weather/Track : Bright / Dry

Circuit Length - 6.9460 kilometres  
Spa-Francorchamps  
Spa

Printed at 10:40, Thursday, 27 July, 2006

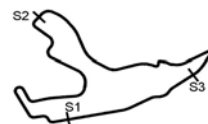
© MST Systems Ltd, 2005 (www.mstworld.com)

Page 1

## 2006 World Series by Renault Free Practice 1 - Best Sector Times Report

POS	SECTOR 1			SECTOR 2			SECTOR 3			IDEAL/BEST LAP COMPARISON					
	NO	TIME	LAP	NO	TIME	LAP	NO	TIME	LAP	NO	NAME	IDEAL	BEST	LAP	DIFF
1	10	21.322	19	3	55.955	13	10	47.875	13	3	MALDONAD	2:05.530	2:05.841	13	+ 0.311
2	27	21.439	13	28	56.284	13	27	47.964	13	10	ROSSITER	2:05.835	2:06.003	13	+ 0.168
3	30	21.486	10	16	56.396	16	3	47.966	10	28	VAN LAGEN	2:05.889	2:06.215	13	+ 0.326
4	28	21.488	14	14	56.554	18	30	47.977	14	16	PARENTE	2:06.308	2:06.318	16	+ 0.010
5	25	21.542	14	2	56.599	18	5	47.996	17	5	KERR	2:06.321	2:06.407	17	+ 0.086
6	23	21.563	16	10	56.638	13	22	47.999	16	14	BARBA LOPE	2:06.490	2:06.678	18	+ 0.188
7	22	21.576	18	5	56.662	18	16	48.099	16	22	SOUCEK	2:06.514	2:06.560	16	+ 0.046
8	3	21.609	14	25	56.723	17	28	48.117	12	1	KANE	2:06.711	2:06.766	13	+ 0.055
9	14	21.631	17	1	56.737	13	23	48.215	8	25	GARCIA	2:06.763	2:07.368	17	+ 0.605
10	5	21.663	19	6	56.808	20	6	48.225	20	30	MONTANARI	2:06.780	2:06.852	15	+ 0.072
11	2	21.691	16	22	56.939	16	1	48.272	12	2	VALSECCHI	2:06.782	2:06.949	13	+ 0.167
12	1	21.702	17	9	56.999	20	26	48.281	18	6	INTOSH	2:06.789	2:06.816	18	+ 0.027
13	26	21.712	18	7	57.079	19	14	48.305	18	27	DANIELSSO	2:06.955	2:06.955	13	+ 0.000
14	4	21.719	12	20	57.111	15	20	48.376	12	23	PAVLOVIC	2:07.193	2:07.698	15	+ 0.505
15	7	21.748	13	8	57.112	14	7	48.451	15	7	ALESHIN	2:07.278	2:07.441	14	+ 0.163
16	6	21.756	19	11	57.179	16	2	48.492	13	20	PILET	2:07.361	2:07.650	17	+ 0.289
17	29	21.760	17	31	57.260	15	25	48.498	13	26	JOUANNY	2:07.414	2:07.569	18	+ 0.155
18	8	21.776	17	29	57.263	17	29	48.504	17	8	VETTEL	2:07.446	2:07.601	14	+ 0.155
19	21	21.785	13	18	57.305	15	18	48.506	18	29	FRANCHI	2:07.527	2:07.527	17	+ 0.000
20	31	21.795	15	30	57.317	15	9	48.557	19	9	MIGUEZ	2:07.601	2:07.750	20	+ 0.149
21	11	21.803	16	23	57.415	13	8	48.558	15	11	HANLEY	2:07.604	2:07.724	16	+ 0.120
22	16	21.813	15	26	57.421	14	4	48.561	12	18	SHIMODA	2:07.680	2:08.084	17	+ 0.404
23	15	21.865	17	24	57.429	16	11	48.622	14	31	BONANOMI	2:07.757	2:07.757	15	+ 0.000
24	18	21.869	16	27	57.552	13	21	48.683	13	4	KOSTKA	2:08.127	2:08.127	12	+ 0.000
25	20	21.874	12	21	57.685	13	31	48.702	15	21	SALIGNON	2:08.153	2:08.153	13	+ 0.000
26	32	21.927	15	15	57.692	17	15	48.829	14	15	BONETTI	2:08.386	2:08.600	17	+ 0.214
27	9	22.045	14	19	57.812	18	19	48.886	17	19	MENEGHELL	2:08.777	2:09.344	18	+ 0.567
28	19	22.079	17	32	57.824	12	32	49.033	12	32	FUKUDA	2:08.784	2:08.806	12	+ 0.022
29	12	22.115	17	4	57.847	12	24	49.136	14	24	IACONELLI	2:08.986	2:09.451	16	+ 0.465
30	24	22.421	16	12	1:00.675	14	12	49.415	17	12	DE SABATIN	2:12.205	2:12.256	17	+ 0.051

'Perfect Lap' - 2:05.152



Circuit Length - 6.9460 kilometres  
Spa-Francorchamps  
Spa

Weather/Track : Bright / Dry

Printed at 10:39, Thursday, 27 July, 2006

© MST Systems Ltd, 2005 (www.mstworld.com)

Page 1

## 2006 World Series by Renault FREE PRACTICE 2

POS	NO	CL	NAME	NAT	ENTRY	TIME	LAPS	GAP	KPH
1	22		Andy SOUCEK	ESP	Interwetten.com	2:03.890	15		202.70
2	3		Pastor MALDONADO	VEN	Draco Multiracing USA	2:03.905	16	0.015	202.68
3	14		Alvaro BARBA LOPEZ	ESP	Jenzer Motorsport	2:03.971	14	0.081	202.57
4	27		Alx DANIELSSON	SWE	Comtec	2:04.016	14	0.126	202.50
5	7		Michael ALESHIN	RUS	Carlin Motorsport	2:04.162	16	0.272	202.26
6	25		Borja GARCIA	ESP	RC Motorsport	2:04.204	16	0.314	202.19
7	16		Alvaro PARENTE	POR	Victory Engineering	2:04.262	14	0.372	202.10
8	21		Eric SALIGNON	FRA	Interwetten.com	2:04.386	17	0.496	201.90
9	23		Milos PAVLOVIC	SCG	EuroInternational	2:04.565	14	0.675	201.61
10	6		Sean McINTOSH	CAN	KTR	2:04.623	17	0.733	201.51
11	30		Christian MONTANARI	RSM	Prema Powerteam	2:04.636	16	0.746	201.49
12	4		Tomas KOSTKA	CZE	Draco Multiracing USA	2:04.694	16	0.804	201.40
13	1		Steven KANE	GBR	Epsilon Euskadi	2:04.735	12	0.845	201.33
14	10		James ROSSITER	GBR	Pons Racing	2:04.784	16	0.894	201.25
15	29		Gregory FRANCHI	BEL	Prema Powerteam	2:04.961	17	1.071	200.97
16	5		Robbie KERR	GBR	KTR	2:04.971	17	1.081	200.95
17	26		Bruce JOUANNY	FRA	RC Motorsport	2:05.055	17	1.165	200.82
18	11		Ben HANLEY	GBR	Cram Competition	2:05.058	16	1.168	200.81
19	18		Hayanari SHIMODA	JPN	Victory Engineering	2:05.183	17	1.293	200.61
20	31		Marco BONANOMI	ITA	Tech 1 Racing	2:05.323	14	1.433	200.39
21	20		Patrick PILET	FRA	GD Racing	2:05.566	15	1.676	200.00
22	8		Sebastian VETTEL	GER	Carlin Motorsport	2:05.777	17	1.887	199.66
23	28		Jaap VAN LAGEN	NED	Comtec	2:05.791	7	1.901	199.64
24	24		Carlos IACONELLI	ESP	EuroInternational	2:05.926	14	2.036	199.43
25	32		Ryo FUKUDA	JPN	Tech 1 Racing	2:06.162	13	2.272	199.05
26	15		Alessandro BONETTI	ITA	Jenzer Motorsport	2:06.176	15	2.286	199.03
27	9		Celso MIGUEZ	ESP	Pons Racing	2:06.201	19	2.311	198.99
28	19		Matteo MENEGHELLO	ITA	GD Racing	2:06.862	9	2.972	197.96
29	2		Davide VALSECCHI	ITA	Epsilon Euskadi	2:07.120	6	3.230	197.55
30	12		Pasquale De SABATINO	ITA	Cram Competition	2:08.163	15	4.273	195.95

Weather/Track: Bright / Dry

Spa-Francorchamps  
Circuit Length = 6.9760 km.  
Start: 14:30 End: 15:14

Clerk of Course:	Stewards:	Timekeeper:
------------------	-----------	-------------



## 2006 World Series by Renault SECTOR ANALYSIS - FREE PRACTICE 2

<b>1</b>		<b>Steven KANE</b>		<b>GBR</b>		<b>Epsilon Euskadi</b>			
<b>1 -</b>					X:00.000	<b>7 -</b> 21.680 266.3	59.807 193.0	X:00.000	X:00.000
<b>2 -</b>	25.826 212.9	1:03.401 187.0	49.077		2:18.304	<b>8 -</b> 22.825 261.6	58.288 190.9	48.639	2:09.752
<b>3 -</b>	22.060 264.0	57.605 189.4	48.605		2:08.270	<b>9 -</b> 21.759 264.0	56.902 194.0	48.145	2:06.806
<b>4 -</b>	21.789 266.3	57.357 190.4	48.608		2:07.754	<b>10 -</b> 21.679 266.3	56.968 193.5	3:47.069	X:00.000
<b>5 -</b>	21.692 267.5	57.627 190.4	48.604		2:07.923	<b>11 -</b> 25.031 260.5	58.122 196.1	48.613	2:11.766
<b>6 -</b>	21.618 264.0	58.253 176.4	50.617		2:10.488	<b>12 -</b> 21.629 <b>268.7</b>	<b>55.449</b> 196.7	<b>47.657</b>	<b>2:04.735</b>
<b>2</b>		<b>Davide VALSECCHI</b>		<b>ITA</b>		<b>Epsilon Euskadi</b>			
<b>1 -</b>					X:00.000	<b>4 -</b> 21.872 264.0	57.265 <b>193.5</b>	<b>48.263</b>	2:07.400
<b>2 -</b>	26.848 230.2	1:01.967 186.0	2:21.188		3:50.003	<b>5 -</b> 21.669 <b>265.1</b>	57.104 192.5	48.347	<b>2:07.120</b>
<b>3 -</b>	23.387 260.5	58.919 188.9	48.743		2:11.049	<b>6 -</b> 21.664 <b>265.1</b>	57.670 187.9	48.955	2:08.289
<b>3</b>		<b>Pastor MALDONADO</b>		<b>VEN</b>		<b>Draco Multiracing USA</b>			
<b>1 -</b>					X:00.000	<b>9 -</b> 26.351 209.1	1:07.436 177.3	49.093	2:22.880
<b>2 -</b>	27.111 187.9	1:05.466 181.3	50.165		2:22.742	<b>10 -</b> 21.858 260.5	54.689 <b>200.0</b>	<b>47.569</b>	2:04.116
<b>3 -</b>	22.177 262.8	56.891 192.5	48.322		2:07.390	<b>11 -</b> 21.812 264.0	<b>54.453</b> 199.4	47.640	<b>2:03.905</b>
<b>4 -</b>	21.905 264.0	56.160 194.0	48.197		2:06.262	<b>12 -</b> 21.736 264.0	1:05.299 181.8	58.622	2:25.657
<b>5 -</b>	21.795 265.1	1:03.258 150.0	53.842		2:18.895	<b>13 -</b> 21.719 262.8	54.802 196.1	47.838	2:04.359
<b>6 -</b>	21.795 262.8	55.973 193.5	48.298		2:06.066	<b>14 -</b> <b>21.670</b> 267.5	1:02.052 189.9	1:39.284	3:03.006
<b>7 -</b>	21.733 <b>268.7</b>	57.028 179.5	52.640		2:11.401	<b>15 -</b> 23.102 258.2	58.929 194.0	51.382	2:13.413
<b>8 -</b>	21.688 267.5	1:00.367 194.5	9:52.856		X:00.000	<b>16 -</b> 21.819 265.1	57.513 158.9	50.651	2:09.983
<b>4</b>		<b>Tomas KOSTKA</b>		<b>CZE</b>		<b>Draco Multiracing USA</b>			
<b>1 -</b>					X:00.000	<b>9 -</b> 21.586 268.7	1:00.359 163.6	8:17.178	X:00.000
<b>2 -</b>	27.079 220.8	1:00.905 189.4	49.418		2:17.402	<b>10 -</b> 27.564 214.4	1:04.141 184.1	50.478	2:22.183
<b>3 -</b>	22.050 264.0	58.826 190.9	48.297		2:09.173	<b>11 -</b> 21.510 <b>270.0</b>	56.137 200.0	47.542	2:05.189
<b>4 -</b>	22.259 264.0	57.851 194.5	48.303		2:08.413	<b>12 -</b> 21.550 262.8	<b>55.741</b> <b>200.5</b>	47.403	<b>2:04.694</b>
<b>5 -</b>	21.624 267.5	57.685 195.1	48.471		2:07.780	<b>13 -</b> 21.535 265.1	1:04.586 155.1	56.372	2:22.493
<b>6 -</b>	21.750 265.1	57.478 196.1	48.051		2:07.279	<b>14 -</b> 21.474 267.5	55.930 200.0	<b>47.354</b>	2:04.758
<b>7 -</b>	21.533 266.3	57.163 195.1	47.987		2:06.683	<b>15 -</b> <b>21.395</b> 268.7	58.153 200.0	47.729	2:07.277
<b>8 -</b>	21.538 268.7	57.139 195.1	47.890		2:06.567	<b>16 -</b> 21.614 267.5	55.765 <b>200.5</b>	48.252	2:05.631

Weather/Track: Bright / Dry

Spa-Francorchamps  
Circuit Length = 6.9760 km.  
Start: 14:30 End: 15:14

## 2006 World Series by Renault SECTOR ANALYSIS - FREE PRACTICE 2

(contd.)

<b>5</b>		<b>Robbie KERR</b>			<b>GBR</b>		<b>KTR</b>			
<b>1</b> -					X:00.000	<b>10</b> -	21.924 261.6	56.382 193.5	48.305	2:06.611
<b>2</b> -	25.979 192.8	1:05.641 187.5	54.524		2:26.144	<b>11</b> -	21.976 260.5	56.730 192.0	2:25.678	3:44.384
<b>3</b> -	22.085 262.8	57.940 192.5	48.836		2:08.861	<b>12</b> -	25.106 238.5	57.995 192.0	48.442	2:11.543
<b>4</b> -	21.965 262.8	57.104 195.1	48.381		2:07.450	<b>13</b> -	22.025 258.2	1:01.161 192.5	48.593	2:11.779
<b>5</b> -	21.731 265.1	58.179 187.9	48.632		2:08.542	<b>14</b> -	22.041 259.3	55.392 <b>199.4</b>	<b>47.691</b>	2:05.124
<b>6</b> -	<b>21.796</b> 264.0	57.041 191.4	48.254		2:07.091	<b>15</b> -	21.852 261.6	55.250 197.2	48.973	2:06.075
<b>7</b> -	21.841 <b>267.5</b>	56.837 190.9	48.356		2:07.034	<b>16</b> -	21.872 261.6	<b>55.160</b> 197.8	47.939	<b>2:04.971</b>
<b>8</b> -	21.862 219.1	1:09.884 190.9	9:53.095		X:00.000	<b>17</b> -	21.967 259.3	55.520 195.1	47.934	2:05.421
<b>9</b> -	25.586 251.6	58.927 183.2	51.569		2:16.082					

<b>6</b>		<b>Sean McINTOSH</b>			<b>CAN</b>		<b>KTR</b>			
<b>1</b> -					X:00.000	<b>10</b> -	21.762 266.3	55.690 196.1	47.653	2:05.105
<b>2</b> -	24.883 183.9	1:04.628 187.5	55.835		2:25.346	<b>11</b> -	21.755 264.0	<b>55.201 197.2</b>	47.667	<b>2:04.623</b>
<b>3</b> -	22.415 264.0	58.425 187.5	49.305		2:10.145	<b>12</b> -	21.701 266.3	55.478 195.6	<b>47.514</b>	2:04.693
<b>4</b> -	21.836 262.8	57.590 189.9	48.522		2:07.948	<b>13</b> -	22.628 171.6	1:03.452 193.5	47.791	2:13.871
<b>5</b> -	21.755 265.1	57.611 188.9	55.932		2:15.298	<b>14</b> -	21.673 265.1	55.791 194.5	47.684	2:05.148
<b>6</b> -	21.751 262.8	57.223 187.9	56.962		2:15.936	<b>15</b> -	21.707 264.0	55.535 <b>197.2</b>	47.638	2:04.880
<b>7</b> -	21.694 <b>268.7</b>	57.104 192.0	48.197		2:06.995	<b>16</b> -	21.656 265.1	55.540 193.5	47.694	2:04.890
<b>8</b> -	21.713 266.3	56.520 192.0	9:23.080		X:00.000	<b>17</b> -	21.626 264.0	56.157 191.4	47.946	2:05.729
<b>9</b> -	23.953 259.3	57.238 193.5	47.687		2:08.878					

<b>7</b>		<b>Michael ALESHIN</b>			<b>RUS</b>		<b>Carlin Motorsport</b>			
<b>1</b> -					X:00.000	<b>9</b> -	24.609 207.6	1:06.107 173.9	7:27.567	X:00.000
<b>2</b> -	24.643 211.3	1:01.738 188.9	51.368		2:17.749	<b>10</b> -	23.705 258.2	58.495 195.6	52.212	2:14.412
<b>3</b> -	22.137 259.3	58.373 187.9	48.819		2:09.329	<b>11</b> -	21.725 <b>266.3</b>	55.589 197.2	47.615	2:04.929
<b>4</b> -	22.278 262.8	57.417 192.0	48.087		2:07.782	<b>12</b> -	<b>21.691 266.3</b>	56.855 196.7	47.404	2:05.950
<b>5</b> -	21.813 264.0	56.831 190.4	48.323		2:06.967	<b>13</b> -	21.798 260.5	55.043 197.2	<b>47.321</b>	<b>2:04.162</b>
<b>6</b> -	<b>21.691</b> 264.0	57.087 189.9	48.521		2:07.299	<b>14</b> -	25.301 212.9	59.133 193.5	49.953	2:14.387
<b>7</b> -	21.700 264.0	59.348 192.0	48.400		2:09.448	<b>15</b> -	21.866 262.8	<b>54.647 197.8</b>	48.286	2:04.799
<b>8</b> -	21.770 262.8	56.887 190.9	48.215		2:06.872	<b>16</b> -	22.171 262.8	1:02.645 192.0	47.679	2:12.495

Weather/Track: Bright / Dry

Spa-Francorchamps  
Circuit Length = 6.9760 km.  
Start: 14:30 End: 15:14

## 2006 World Series by Renault SECTOR ANALYSIS - FREE PRACTICE 2

(contd.)

<b>8</b>		<b>Sebastian VETTEL</b>		<b>GER</b>		<b>Carlin Motorsport</b>			
1 -				X:00.000	<b>10 -</b>	21.948 259.3	<i>55.882</i> 196.1	47.966	2:05.796
2 -	25.926 213.6	1:01.565 188.4	49.122	2:16.613	<b>11 -</b>	21.914 262.8	56.206 194.0	48.035	2:06.155
3 -	22.037 261.6	58.936 192.0	48.779	2:09.752	<b>12 -</b>	22.929 233.8	1:05.958 195.6	48.228	2:17.115
4 -	21.940 261.6	57.752 190.9	48.641	2:08.333	<b>13 -</b>	22.043 260.5	55.915 196.7	<b>47.819</b>	<b>2:05.777</b>
5 -	<b>21.711 265.7</b>	57.621 191.4	48.616	2:07.948	<b>14 -</b>	21.997 259.3	56.137 <b>197.2</b>	47.922	2:06.056
6 -	21.785 264.0	58.066 191.4	48.467	2:08.318	<b>15 -</b>	21.929 261.6	56.051 195.1	47.957	2:05.937
7 -	21.814 264.0	1:57.710 74.3	X:00.000	X:00.000	<b>16 -</b>	21.964 260.5	59.924 192.0	48.341	2:10.229
8 -	26.092 219.1	1:00.374 194.0	48.244	2:14.710	<b>17 -</b>	21.921 261.6	56.317 194.5	48.151	2:06.389
9 -	21.995 261.6	56.357 196.7	49.142	2:07.494					
<b>9</b>		<b>Celso MIGUEZ</b>		<b>ESP</b>		<b>Pons Racing</b>			
1 -				X:00.000	<b>11 -</b>	22.081 267.5	56.692 193.0	<b>47.869</b>	2:06.642
2 -	26.409 204.8	1:05.898 161.4	52.739	2:25.046	<b>12 -</b>	21.877 265.1	<b>56.300</b> 194.0	48.024	<b>2:06.201</b>
3 -	23.011 260.5	59.282 189.4	49.325	2:11.618	<b>13 -</b>	21.838 <b>268.7</b>	56.712 <b>195.1</b>	50.925	2:09.475
4 -	22.750 259.3	58.334 190.9	48.601	2:09.685	<b>14 -</b>	21.893 264.0	56.424 190.4	48.245	2:06.562
5 -	22.263 264.0	57.848 192.0	48.381	2:08.492	<b>15 -</b>	21.758 <b>268.7</b>	57.773 190.4	51.860	2:11.391
6 -	22.064 264.0	57.825 192.5	48.588	2:08.477	<b>16 -</b>	21.804 262.8	56.410 <b>195.1</b>	48.683	2:06.897
7 -	22.003 267.5	1:01.352 189.4	48.570	2:11.925	<b>17 -</b>	21.882 266.3	1:00.999 188.4	50.600	2:13.481
8 -	21.987 262.8	58.492 190.9	54.572	2:15.051	<b>18 -</b>	<b>21.686</b> 267.5	56.980 193.5	48.239	2:06.905
9 -	22.726 198.6	1:20.191 140.9	7:46.153	X:00.000	<b>19 -</b>	21.690 267.5	56.492 <b>195.1</b>	48.107	2:06.289
10 -	24.499 257.1	1:00.596 189.4	54.401	2:19.496					
<b>10</b>		<b>James ROSSITER</b>		<b>GBR</b>		<b>Pons Racing</b>			
1 -				X:00.000	<b>9 -</b>	24.502 246.4	59.429 193.0	48.033	2:11.964
2 -	25.079 223.3	1:01.744 187.5	48.686	2:15.509	<b>10 -</b>	21.871 262.8	55.417 195.6	49.388	2:06.676
3 -	21.530 <b>273.7</b>	57.868 194.0	48.277	2:07.675	<b>11 -</b>	27.569 226.7	1:05.567 177.3	50.943	2:24.079
4 -	21.552 267.5	57.357 193.5	47.962	2:06.871	<b>12 -</b>	21.845 261.6	55.574 197.2	47.846	2:05.265
5 -	21.522 271.2	57.237 192.5	47.995	2:06.754	<b>13 -</b>	21.866 261.6	<b>55.376 197.8</b>	47.709	2:04.951
6 -	<b>21.309 273.7</b>	1:07.557 190.9	52.091	2:20.957	<b>14 -</b>	21.754 264.0	55.427 191.4	<b>47.603</b>	<b>2:04.784</b>
7 -	21.580 266.3	57.298 193.5	48.009	2:06.887	<b>15 -</b>	21.773 265.1	55.533 195.6	47.638	2:04.944
8 -	21.539 270.0	1:04.958 186.0	X:00.000	X:00.000	<b>16 -</b>	21.757 265.1	55.619 194.0	47.815	2:05.191

Weather/Track: Bright / Dry

www.mstworld.com

Page 3 of 8

Spa-Francorchamps  
Circuit Length = 6.9760 km.  
Start: 14:30 End: 15:14

Printed - 15:18 Thursday, 27 July 2006

## 2006 World Series by Renault SECTOR ANALYSIS - FREE PRACTICE 2

(contd.)

<b>11</b>		<b>Ben HANLEY</b>		<b>GBR</b>		<b>Cram Competition</b>			
<b>1</b> -				X:00.000	<b>9</b> -	21.773 265.1	56.727 198.3	47.686	2:06.186
<b>2</b> -	25.988 233.8	1:02.648 189.9	54.574	2:23.210	<b>10</b> -	21.732 264.0	55.954 199.4	47.734	2:05.420
<b>3</b> -	22.394 259.3	1:00.047 193.5	48.546	2:10.987	<b>11</b> -	21.650 267.5	55.761 194.0	49.158	2:06.569
<b>4</b> -	21.751 265.1	58.084 190.9	48.478	2:08.313	<b>12</b> -	26.485 239.5	1:05.396 159.6	49.824	2:21.705
<b>5</b> -	21.676 267.5	57.834 190.9	4:38.471	X:00.000	<b>13</b> -	21.709 266.3	55.773 <b>200.0</b>	<b>47.576</b>	<b>2:05.058</b>
<b>6</b> -	26.066 256.0	59.378 197.2	53.879	2:19.323	<b>14</b> -	21.725 264.0	<b>55.673</b> 196.7	49.762	2:07.160
<b>7</b> -	28.667 169.7	1:22.398 143.4	7:57.560	X:00.000	<b>15</b> -	22.008 261.6	1:00.438 192.0	50.738	2:13.184
<b>8</b> -	23.644 251.6	58.732 195.6	49.692	2:12.068	<b>16</b> -	<b>21.490 268.7</b>	56.357 197.2	47.793	2:05.640
<b>12</b>		<b>Pasquale De SABATINO</b>		<b>ITA</b>		<b>Cram Competition</b>			
<b>1</b> -				X:00.000	<b>9</b> -	22.040 <b>271.2</b>	<b>58.067</b> 196.1	48.843	2:08.950
<b>2</b> -	30.120 186.2	1:08.692 140.0	52.394	2:31.206	<b>10</b> -	22.025 264.0	58.992 190.4	48.384	2:09.401
<b>3</b> -	22.255 264.0	1:00.512 185.0	50.011	2:12.778	<b>11</b> -	21.745 265.1	58.075 <b>196.7</b>	<b>48.343</b>	<b>2:08.163</b>
<b>4</b> -	22.761 248.5	1:00.629 186.0	49.269	2:12.659	<b>12</b> -	25.084 176.7	1:01.837 185.0	5:15.139	X:00.000
<b>5</b> -	22.024 270.0	59.975 187.0	50.598	2:12.597	<b>13</b> -	24.782 257.1	1:02.333 171.8	50.773	2:17.888
<b>6</b> -	22.292 268.7	1:00.574 186.5	4:28.529	X:00.000	<b>14</b> -	21.854 265.1	58.516 194.5	48.355	2:08.725
<b>7</b> -	32.327 177.8	1:14.818 174.7	7:09.285	X:00.000	<b>15</b> -	21.541 266.3	1:00.786 175.1	50.662	2:12.989
<b>8</b> -	23.903 224.1	59.683 194.5	48.692	2:12.278					
<b>14</b>		<b>Alvaro BARBA LOPEZ</b>		<b>ESP</b>		<b>Jenzer Motorsport</b>			
<b>1</b> -				X:00.000	<b>8</b> -	23.217 253.8	1:02.512 167.0	9:24.438	X:00.000
<b>2</b> -	26.978 232.0	1:01.954 190.9	49.043	2:17.975	<b>9</b> -	25.400 259.3	59.389 191.4	50.280	2:15.069
<b>3</b> -	21.850 265.1	57.549 191.4	51.076	2:10.475	<b>10</b> -	21.700 264.0	56.587 195.6	2:30.149	3:48.436
<b>4</b> -	21.754 265.1	56.745 193.5	48.374	2:06.873	<b>11</b> -	23.612 262.8	57.818 197.2	47.533	2:08.963
<b>5</b> -	23.526 232.9	1:02.085 190.4	48.244	2:13.855	<b>12</b> -	21.670 267.5	55.430 <b>200.0</b>	47.639	2:04.739
<b>6</b> -	21.752 266.3	57.565 195.6	48.127	2:07.444	<b>13</b> -	<b>21.446</b> 267.5	55.225 198.3	<b>47.300</b>	<b>2:03.971</b>
<b>7</b> -	21.782 266.3	56.346 195.1	48.555	2:06.683	<b>14</b> -	25.318 256.0	57.743 194.5	47.664	2:10.725
<b>15</b>		<b>Alessandro BONETTI</b>		<b>ITA</b>		<b>Jenzer Motorsport</b>			
<b>1</b> -				X:00.000	<b>9</b> -	21.952 265.1	56.286 195.6	<b>48.046</b>	2:06.284
<b>2</b> -	25.993 232.9	1:03.220 187.9	53.908	2:23.121	<b>10</b> -	21.763 262.8	56.017 195.1	48.572	2:06.352
<b>3</b> -	22.448 262.8	59.393 189.9	49.193	2:11.034	<b>11</b> -	21.775 <b>268.7</b>	1:01.077 193.5	48.901	2:11.753
<b>4</b> -	21.985 266.3	58.433 192.0	48.576	2:08.994	<b>12</b> -	21.859 265.1	56.010 194.5	48.817	2:06.686
<b>5</b> -	21.876 265.1	58.108 191.4	48.899	2:08.883	<b>13</b> -	21.767 265.1	1:03.724 193.0	50.803	2:16.294
<b>6</b> -	21.837 262.8	57.272 191.4	3:54.115	X:00.000	<b>14</b> -	21.760 262.8	56.105 195.6	48.633	2:06.498
<b>7</b> -	24.223 258.2	1:10.514 171.8	X:00.000	X:00.000	<b>15</b> -	<b>21.748</b> 265.1	<b>55.739 196.1</b>	48.689	<b>2:06.176</b>
<b>8</b> -	26.227 257.1	1:00.302 189.9	49.773	2:16.302					

Weather/Track: Bright / Dry

Spa-Francorchamps  
Circuit Length = 6.9760 km.  
Start: 14:30 End: 15:14

## 2006 World Series by Renault SECTOR ANALYSIS - FREE PRACTICE 2

(contd.)

<b>16</b>	<b>Alvaro PARENTE</b>			<b>POR</b>	<b>Victory Engineering</b>			
1 -				X:00.000	<b>8 -</b> 21.851 264.0	55.719 195.1	47.439	2:05.009
2 -	26.459 194.7	1:06.314 154.1	50.223	2:22.996	<b>9 -</b> 21.790 261.6	<b>55.083</b> 196.7	<b>47.389</b>	<b>2:04.262</b>
3 -	21.975 264.0	57.565 196.1	48.511	2:08.051	<b>10 -</b> 21.792 262.8	55.315 <b>197.2</b>	48.181	2:05.288
4 -	21.883 264.0	56.883 <b>197.2</b>	47.954	2:06.720	<b>11 -</b> 26.513 241.4	1:02.386 187.0	50.885	2:19.784
5 -	21.783 <b>266.3</b>	56.780 192.5	48.065	2:06.628	<b>12 -</b> 21.817 264.0	58.226 150.0	3:58.181	X:00.000
6 -	21.861 262.8	58.570 165.1	X:00.000	X:00.000	<b>13 -</b> 24.064 245.4	1:02.551 175.6	49.109	2:15.724
7 -	25.467 254.9	1:03.338 193.0	48.474	2:17.279	<b>14 -</b> <b>21.728</b> 264.0	55.240 <b>197.2</b>	52.855	2:09.823
<b>18</b>	<b>Hayanari SHIMODA</b>			<b>JPN</b>	<b>Victory Engineering</b>			
1 -				X:00.000	<b>10 -</b> 21.809 262.8	55.916 196.7	48.096	2:05.821
2 -	26.200 234.7	1:02.877 184.1	51.312	2:20.389	<b>11 -</b> 21.761 265.1	55.783 <b>197.8</b>	47.787	2:05.331
3 -	21.974 259.3	58.374 188.9	51.366	2:11.714	<b>12 -</b> 21.678 261.6	55.919 196.7	<b>47.625</b>	2:05.222
4 -	21.839 264.0	58.183 190.9	48.421	2:08.443	<b>13 -</b> 21.687 <b>266.3</b>	<b>55.665</b> 189.9	47.831	<b>2:05.183</b>
5 -	21.915 265.1	58.397 188.4	48.315	2:08.627	<b>14 -</b> 23.444 239.5	1:03.246 193.0	49.842	2:16.532
6 -	21.649 265.1	57.955 190.4	48.470	2:08.074	<b>15 -</b> 21.905 261.6	56.665 187.5	50.521	2:09.091
7 -	21.760 264.0	58.119 190.9	48.440	2:08.319	<b>16 -</b> <b>21.609</b> 264.0	56.400 187.5	48.261	2:06.270
8 -	21.874 262.8	57.543 192.0	X:00.000	X:00.000	<b>17 -</b> 21.566 265.1	56.339 195.6	47.997	2:05.902
9 -	25.471 249.5	1:03.247 185.0	49.136	2:17.854				
<b>19</b>	<b>Matteo MENEGHELLO</b>			<b>ITA</b>	<b>GD Racing</b>			
1 -				X:00.000	<b>6 -</b> 21.954 <b>268.7</b>	57.556 192.5	X:00.000	X:00.000
2 -	25.860 212.1	1:03.007 190.4	49.696	2:18.563	<b>7 -</b> 28.964 242.4	1:04.491 191.4	55.140	2:28.595
3 -	22.584 264.0	57.548 192.5	48.640	2:08.772	<b>8 -</b> 22.265 261.6	56.879 194.0	<b>47.718</b>	<b>2:06.862</b>
4 -	22.158 264.0	57.175 <b>194.5</b>	48.983	2:08.316	<b>9 -</b> 22.222 259.3	<b>56.623</b> <b>194.5</b>	48.461	2:07.306
5 -	<b>22.073</b> 264.0	57.135 186.0	48.795	2:08.003				
<b>20</b>	<b>Patrick PILET</b>			<b>FRA</b>	<b>GD Racing</b>			
1 -				X:00.000	<b>9 -</b> 21.856 265.1	56.151 194.0	48.056	2:06.063
2 -	25.258 225.0	1:02.701 186.5	55.294	2:23.253	<b>10 -</b> 21.828 265.1	55.867 <b>196.7</b>	<b>47.871</b>	<b>2:05.566</b>
3 -	22.640 260.5	58.393 190.9	3:07.001	4:28.034	<b>11 -</b> 21.826 <b>266.3</b>	56.446 187.9	48.825	2:07.097
4 -	28.063 224.1	1:05.286 192.5	48.724	2:22.073	<b>12 -</b> 21.846 <b>266.3</b>	57.503 195.1	4:09.541	X:00.000
5 -	21.857 264.0	56.480 195.1	49.578	2:07.915	<b>13 -</b> 22.588 260.5	55.836 195.1	49.988	2:08.412
6 -	27.061 218.3	1:02.980 174.3	49.298	2:19.339	<b>14 -</b> <b>21.812</b> 265.1	56.110 191.4	49.182	2:07.104
7 -	2:45.887 165.4	1:20.217 156.5	6:12.780	X:00.000	<b>15 -</b> 21.891 264.0	56.054 195.6	48.044	2:05.989
8 -	22.682 260.5	58.602 192.0	49.476	2:10.760				

Weather/Track: Bright / Dry

Spa-Francorchamps  
Circuit Length = 6.9760 km.  
Start: 14:30 End: 15:14

## 2006 World Series by Renault SECTOR ANALYSIS - FREE PRACTICE 2

(contd.)

<b>21</b>		<b>Eric SALIGNON</b>		<b>FRA</b>		<b>Interwetten.com</b>			
<b>1 -</b>				X:00.000	<b>10 -</b>	23.204 264.0	59.910 190.4	48.534	2:11.648
<b>2 -</b>	24.324 254.9	1:01.105 189.4	49.494	2:14.923	<b>11 -</b>	21.767 267.5	56.357 192.5	47.934	2:06.058
<b>3 -</b>	22.158 259.3	57.857 186.0	48.487	2:08.502	<b>12 -</b>	<b>21.637</b> 268.7	56.454 193.5	50.740	2:08.831
<b>4 -</b>	21.870 265.1	57.137 190.4	48.233	2:07.240	<b>13 -</b>	22.520 261.6	57.477 192.5	3:11.532	4:31.529
<b>5 -</b>	21.772 <b>270.0</b>	56.581 192.0	48.169	2:06.522	<b>14 -</b>	29.865 227.5	1:00.787 195.1	49.988	2:20.640
<b>6 -</b>	21.710 267.5	58.834 192.0	48.745	2:09.289	<b>15 -</b>	21.685 265.1	55.242 196.7	48.426	2:05.353
<b>7 -</b>	21.760 268.7	56.532 190.9	48.165	2:06.457	<b>16 -</b>	21.865 <b>270.0</b>	58.429 <b>197.2</b>	54.377	2:14.671
<b>8 -</b>	21.712 267.5	56.828 192.5	48.128	2:06.668	<b>17 -</b>	21.673 267.5	<b>55.114</b> 195.6	<b>47.599</b>	<b>2:04.386</b>
<b>9 -</b>	21.793 267.5	59.749 185.5	9:59.042	X:00.000					
<b>22</b>		<b>Andy SOUCEK</b>		<b>ESP</b>		<b>Interwetten.com</b>			
<b>1 -</b>				X:00.000	<b>9 -</b>	21.708 267.5	56.336 197.2	47.605	2:05.649
<b>2 -</b>	25.588 230.2	1:01.205 190.9	49.067	2:15.860	<b>10 -</b>	21.635 267.5	56.122 197.8	47.674	2:05.431
<b>3 -</b>	22.064 <b>270.0</b>	57.640 195.1	48.054	2:07.758	<b>11 -</b>	21.616 266.3	55.920 195.6	49.106	2:06.642
<b>4 -</b>	21.761 266.3	56.993 195.6	47.989	2:06.743	<b>12 -</b>	30.935 175.2	1:05.482 193.0	2:26.344	4:02.761
<b>5 -</b>	21.547 267.5	1:02.286 197.2	47.829	2:11.662	<b>13 -</b>	27.201 226.7	1:01.225 198.3	<b>47.246</b>	2:15.672
<b>6 -</b>	21.611 267.5	56.505 196.1	47.821	2:05.937	<b>14 -</b>	21.525 265.1	55.221 199.4	49.015	2:05.761
<b>7 -</b>	21.547 266.3	58.837 175.6	X:00.000	X:00.000	<b>15 -</b>	21.530 267.5	<b>55.012</b> <b>200.0</b>	47.348	<b>2:03.890</b>
<b>8 -</b>	22.755 262.8	57.349 193.5	47.776	2:07.880					
<b>23</b>		<b>Milos PAVLOVIC</b>		<b>SCG</b>		<b>EuroInternational</b>			
<b>1 -</b>				X:00.000	<b>8 -</b>	26.728 247.5	1:04.227 182.2	51.388	2:22.343
<b>2 -</b>	25.267 241.4	1:02.757 188.9	53.276	2:21.300	<b>9 -</b>	21.580 265.1	55.657 <b>196.7</b>	<b>47.537</b>	2:04.774
<b>3 -</b>	21.777 265.1	57.820 194.0	48.196	2:07.793	<b>10 -</b>	21.352 <b>268.7</b>	55.578 195.6	47.635	<b>2:04.565</b>
<b>4 -</b>	21.605 265.1	57.165 193.0	48.160	2:06.930	<b>11 -</b>	21.514 266.3	55.431 <b>196.7</b>	47.623	2:04.568
<b>5 -</b>	22.648 265.1	59.326 191.4	48.754	2:10.728	<b>12 -</b>	21.529 267.5	<b>55.403</b> <b>196.7</b>	50.022	2:06.954
<b>6 -</b>	21.499 266.3	57.087 194.0	48.103	2:06.689	<b>13 -</b>	26.579 201.3	1:06.185 193.0	48.694	2:21.458
<b>7 -</b>	21.518 <b>268.7</b>	59.403 188.4	X:00.000	X:00.000	<b>14 -</b>	<b>21.346</b> 267.5	55.616 196.1	48.897	2:05.859
<b>24</b>		<b>Carlos IACONELLI</b>		<b>ESP</b>		<b>EuroInternational</b>			
<b>1 -</b>				X:00.000	<b>8 -</b>	25.530 233.8	1:03.695 180.4	53.111	2:22.336
<b>2 -</b>	26.915 192.2	1:05.796 186.5	50.914	2:23.625	<b>9 -</b>	22.042 <b>268.7</b>	56.800 194.0	47.919	2:06.761
<b>3 -</b>	22.693 261.6	59.476 192.5	49.051	2:11.220	<b>10 -</b>	21.807 266.3	57.137 194.0	48.205	2:07.149
<b>4 -</b>	22.207 264.0	58.104 193.0	48.654	2:08.965	<b>11 -</b>	25.940 195.3	59.109 <b>197.8</b>	48.929	2:13.978
<b>5 -</b>	22.265 264.0	57.707 193.5	48.504	2:08.476	<b>12 -</b>	21.726 265.1	56.309 197.2	<b>47.891</b>	<b>2:05.926</b>
<b>6 -</b>	22.126 264.0	58.665 193.0	3:11.970	4:32.761	<b>13 -</b>	<b>21.638</b> 266.3	56.442 195.1	52.700	2:10.780
<b>7 -</b>	25.958 216.7	1:01.954 192.5	9:03.151	X:00.000	<b>14 -</b>	21.669 <b>268.7</b>	56.675 195.1	48.036	2:06.380

Weather/Track: Bright / Dry

Spa-Francorchamps  
Circuit Length = 6.9760 km.  
Start: 14:30 End: 15:14

## 2006 World Series by Renault SECTOR ANALYSIS - FREE PRACTICE 2

(contd.)

<b>25</b>	<b>Borja GARCIA</b>			<b>ESP</b>	<b>RC Motorsport</b>			
<b>1 -</b>				X:00.000	<b>9 -</b> 21.870 265.1	55.511 <b>199.4</b>	<b>47.386</b>	2:04.767
<b>2 -</b> 27.044 184.4	1:13.679 107.3	59.061		2:39.784	<b>10 -</b> 21.859 265.1	59.401 173.9	49.160	2:10.420
<b>3 -</b> 21.961 266.3	57.434 190.9	48.755		2:08.150	<b>11 -</b> 26.659 257.1	59.628 163.2	49.217	2:15.504
<b>4 -</b> 21.811 267.5	56.945 193.0	48.259		2:07.015	<b>12 -</b> 21.776 264.0	55.500 198.3	47.653	2:04.929
<b>5 -</b> 21.626 <b>270.0</b>	1:00.121 192.5	48.831		2:10.578	<b>13 -</b> 21.665 <b>270.0</b>	55.322 197.2	48.045	2:05.032
<b>6 -</b> 21.655 267.5	57.310 192.5	49.836		2:08.801	<b>14 -</b> 21.732 262.8	55.067 198.3	48.911	2:05.710
<b>7 -</b> <b>21.623</b> 266.3	1:00.274 189.4	X:00.000		X:00.000	<b>15 -</b> 23.233 225.8	1:04.666 157.2	50.946	2:18.845
<b>8 -</b> 25.723 238.5	59.381 194.0	48.185		2:13.289	<b>16 -</b> 21.672 265.1	<b>54.895</b> 197.2	47.637	<b>2:04.204</b>
<b>26</b>	<b>Bruce JOUANNY</b>			<b>FRA</b>	<b>RC Motorsport</b>			
<b>1 -</b>				X:00.000	<b>10 -</b> 22.437 261.6	58.165 195.1	48.350	2:08.952
<b>2 -</b> 26.356 223.3	1:06.256 184.6	52.321		2:24.933	<b>11 -</b> 22.013 260.5	59.000 195.6	48.133	2:09.146
<b>3 -</b> 23.058 259.3	1:00.133 190.9	49.318		2:12.509	<b>12 -</b> 21.875 262.8	56.069 197.2	<b>47.527</b>	2:05.471
<b>4 -</b> 22.375 265.1	58.494 193.0	51.897		2:12.766	<b>13 -</b> 21.722 264.0	<b>55.775 198.8</b>	47.558	<b>2:05.055</b>
<b>5 -</b> 22.075 264.0	58.020 195.1	48.636		2:08.731	<b>14 -</b> 22.289 257.1	1:06.800 192.5	48.932	2:18.021
<b>6 -</b> 21.969 262.8	57.632 194.0	48.622		2:08.223	<b>15 -</b> 21.758 264.0	1:03.200 151.5	52.407	2:17.365
<b>7 -</b> 22.034 265.1	57.441 194.0	48.229		2:07.704	<b>16 -</b> 21.786 264.0	56.149 196.7	52.298	2:10.233
<b>8 -</b> 21.769 <b>268.7</b>	1:02.629 188.4	9:47.932		X:00.000	<b>17 -</b> 21.798 265.1	55.884 194.0	47.745	2:05.427
<b>9 -</b> 29.611 221.6	1:03.515 183.2	50.985		2:24.111				
<b>27</b>	<b>Aix DANIELSSON</b>			<b>SWE</b>	<b>Comtec</b>			
<b>1 -</b>				X:00.000	<b>8 -</b> 21.781 210.6	1:05.509 165.5	8:48.555	X:00.000
<b>2 -</b> 25.069 238.5	1:00.509 186.0	48.949		2:14.527	<b>9 -</b> 25.559 247.5	59.860 194.0	53.592	2:19.011
<b>3 -</b> 21.727 265.1	56.852 195.1	48.153		2:06.732	<b>10 -</b> 21.686 268.7	56.764 188.4	2:39.707	3:58.157
<b>4 -</b> 21.570 <b>270.0</b>	57.127 195.1	47.911		2:06.608	<b>11 -</b> 30.714 180.5	1:04.367 196.1	50.220	2:25.301
<b>5 -</b> 21.529 267.5	56.618 195.6	47.909		2:06.056	<b>12 -</b> 21.585 266.3	<b>55.044 198.8</b>	<b>47.387</b>	<b>2:04.016</b>
<b>6 -</b> 21.486 266.3	56.736 194.5	47.968		2:06.190	<b>13 -</b> 21.587 267.5	55.129 197.8	47.422	2:04.138
<b>7 -</b> 21.474 264.0	56.592 194.0	47.976		2:06.042	<b>14 -</b> 21.527 266.3	56.505 182.2	59.486	2:17.518
<b>28</b>	<b>Jaap VAN LAGEN</b>			<b>NED</b>	<b>Comtec</b>			
<b>1 -</b>				X:00.000	<b>5 -</b> 21.724 262.8	56.655 189.9	48.390	2:06.769
<b>2 -</b> 24.202 256.0	58.908 185.5	48.874		2:11.984	<b>6 -</b> 21.703 262.8	56.288 187.5	48.075	2:06.066
<b>3 -</b> 22.119 262.8	57.029 <b>191.4</b>	48.251		2:07.399	<b>7 -</b> <b>21.675</b> 264.0	<b>56.148</b> 189.4	<b>47.968</b>	<b>2:05.791</b>
<b>4 -</b> 21.775 <b>266.3</b>	56.518 187.0	48.191		2:06.484				

Weather/Track: Bright / Dry

www.mstworld.com

Page 7 of 8

Spa-Francorchamps  
Circuit Length = 6.9760 km.  
Start: 14:30 End: 15:14

Printed - 15:18 Thursday, 27 July 2006

## 2006 World Series by Renault SECTOR ANALYSIS - FREE PRACTICE 2

(contd.)

<b>29</b>		<b>Gregory FRANCHI</b>		<b>BEL</b>		<b>Prema Powerteam</b>				
<b>1 -</b>					X:00.000	<b>10 -</b>	21.870 266.3	56.892 194.5	50.422	2:09.184
<b>2 -</b>	25.540 225.8	1:03.955 184.6	56.896		2:26.391	<b>11 -</b>	21.662 264.0	55.950 <b>197.8</b>	47.576	2:05.188
<b>3 -</b>	22.441 262.8	58.955 190.9	48.849		2:10.245	<b>12 -</b>	25.694 199.3	1:00.781 197.2	48.118	2:14.593
<b>4 -</b>	21.872 264.0	57.702 190.9	49.008		2:08.582	<b>13 -</b>	21.566 268.7	55.965 197.2	<b>47.460</b>	2:04.991
<b>5 -</b>	21.942 267.5	58.520 189.4	53.387		2:13.849	<b>14 -</b>	21.528 268.7	55.916 196.1	47.517	<b>2:04.961</b>
<b>6 -</b>	21.640 268.7	57.549 189.9	48.381		2:07.570	<b>15 -</b>	21.539 267.5	55.999 194.0	48.272	2:05.810
<b>7 -</b>	21.506 <b>273.7</b>	58.311 192.5	48.186		2:08.003	<b>16 -</b>	<b>21.502</b> 267.5	56.026 195.1	58.759	2:16.287
<b>8 -</b>	21.573 267.5	57.459 190.9	9:59.775		X:00.000	<b>17 -</b>	21.638 266.3	<b>55.770</b> 195.6	47.867	2:05.275
<b>9 -</b>	31.964 165.4	1:02.193 189.9	51.888		2:26.045					

<b>30</b>		<b>Christian MONTANARI</b>		<b>RSM</b>		<b>Prema Powerteam</b>				
<b>1 -</b>					X:00.000	<b>9 -</b>	21.739 265.1	56.712 193.0	48.341	2:06.792
<b>2 -</b>	26.834 213.6	1:04.295 190.9	56.234		2:27.363	<b>10 -</b>	21.731 266.3	56.504 195.1	47.785	2:06.020
<b>3 -</b>	21.887 259.3	58.462 193.5	48.209		2:08.558	<b>11 -</b>	21.705 265.1	56.249 193.0	47.721	2:05.675
<b>4 -</b>	21.482 266.3	58.567 192.5	51.668		2:11.717	<b>12 -</b>	23.545 249.5	1:00.801 189.9	4:11.420	X:00.000
<b>5 -</b>	21.399 <b>267.5</b>	1:01.862 192.5	50.256		2:13.517	<b>13 -</b>	24.035 223.3	59.970 192.5	51.539	2:15.544
<b>6 -</b>	<b>21.436</b> 266.3	57.292 190.9	49.301		2:08.029	<b>14 -</b>	21.710 262.8	55.978 193.5	53.515	2:11.203
<b>7 -</b>	21.556 266.3	1:00.355 189.9	X:00.000		X:00.000	<b>15 -</b>	21.737 264.0	<b>55.446</b> 193.5	<b>47.453</b>	<b>2:04.636</b>
<b>8 -</b>	23.581 252.7	58.580 192.0	47.879		2:10.040	<b>16 -</b>	21.666 266.3	55.650 <b>195.6</b>	48.552	2:05.868

<b>31</b>		<b>Marco BONANOMI</b>		<b>ITA</b>		<b>Tech 1 Racing</b>				
<b>1 -</b>					X:00.000	<b>8 -</b>	27.579 219.1	1:00.527 195.1	48.332	2:16.438
<b>2 -</b>	27.678 181.0	1:03.989 192.0	53.281		2:24.948	<b>9 -</b>	21.608 266.3	56.267 196.1	47.785	2:05.660
<b>3 -</b>	22.084 264.0	58.612 192.0	48.240		2:08.936	<b>10 -</b>	23.722 206.2	1:05.321 195.1	47.934	2:16.977
<b>4 -</b>	21.622 265.1	57.492 194.5	48.412		2:07.526	<b>11 -</b>	21.622 267.5	<b>56.036 197.8</b>	<b>47.665</b>	<b>2:05.323</b>
<b>5 -</b>	21.520 <b>270.0</b>	57.593 194.5	51.140		2:10.253	<b>12 -</b>	21.522 <b>270.0</b>	1:00.906 189.9	48.222	2:10.650
<b>6 -</b>	21.572 265.1	56.988 193.0	48.309		2:06.869	<b>13 -</b>	21.599 267.5	56.801 195.1	3:12.656	4:31.056
<b>7 -</b>	<b>21.501 270.0</b>	57.515 193.0	X:00.000		X:00.000	<b>14 -</b>	29.286 242.4	59.543 194.0	48.359	2:17.188

<b>32</b>		<b>Ryo FUKUDA</b>		<b>JPN</b>		<b>Tech 1 Racing</b>				
<b>1 -</b>					X:00.000	<b>8 -</b>	21.608 268.7	56.805 192.0	<b>47.749</b>	<b>2:06.162</b>
<b>2 -</b>	25.314 251.6	1:02.142 188.4	54.058		2:21.514	<b>9 -</b>	<b>21.575</b> 268.7	<b>56.444</b> 192.0	48.344	2:06.363
<b>3 -</b>	22.053 265.1	58.938 190.9	48.761		2:09.752	<b>10 -</b>	21.614 265.1	58.946 191.4	48.383	2:08.943
<b>4 -</b>	21.704 266.3	58.321 188.9	48.446		2:08.471	<b>11 -</b>	25.676 258.2	58.111 <b>192.5</b>	5:26.473	X:00.000
<b>5 -</b>	21.577 <b>270.0</b>	57.721 192.0	48.705		2:08.003	<b>12 -</b>	23.266 251.6	57.890 186.0	50.873	2:12.029
<b>6 -</b>	21.999 264.0	58.196 190.4	X:00.000		X:00.000	<b>13 -</b>	21.654 266.3	57.675 187.9	48.348	2:07.677
<b>7 -</b>	24.873 223.3	1:00.656 164.3	48.928		2:14.457					

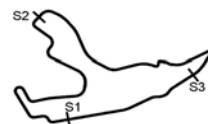
Weather/Track: Bright / Dry

Spa-Francorchamps  
Circuit Length = 6.9760 km.  
Start: 14:30 End: 15:14



## 2006 World Series by Renault Free Practice 2 - Best Sector Speeds Report

SECTOR 1				SECTOR 2			SECTOR 3		
POS	NO	NAME	SPEED	LAP	NO	NAME	SPEED	LAP	NO SPEED TRAP AVAILABLE
1	10	ROSSITER	273.7	3	4	KOSTKA	200.5	12	
2	29	FRANCHI	273.7	7	3	MALDONADO	200.0	10	
3	12	DE SABATINO	271.2	9	11	HANLEY	200.0	13	
4	4	KOSTKA	270.0	11	14	BARBA LOPEZ	200.0	12	
5	21	SALIGNON	270.0	5	22	SOUCEK	200.0	15	
6	22	SOUCEK	270.0	3	5	KERR	199.4	14	
7	25	GARCIA	270.0	5	25	GARCIA	199.4	9	
8	27	DANIELSSON	270.0	4	26	JOUANNY	198.8	13	
9	31	BONANOMI	270.0	5	27	DANIELSSON	198.8	12	
10	32	FUKUDA	270.0	5	7	ALESHIN	197.8	15	
11	1	KANE	268.7	12	10	ROSSITER	197.8	13	
12	3	MALDONADO	268.7	7	18	SHIMODA	197.8	11	
13	6	INTOSH	268.7	7	24	IACONELLI	197.8	11	
14	9	MIGUEZ	268.7	13	29	FRANCHI	197.8	11	
15	11	HANLEY	268.7	16	31	BONANOMI	197.8	11	
16	15	BONETTI	268.7	11	6	INTOSH	197.2	11	
17	19	MENEGHELLO	268.7	6	8	VETTEL	197.2	14	
18	23	PAVLOVIC	268.7	7	16	PARENTE	197.2	4	
19	24	IACONELLI	268.7	9	21	SALIGNON	197.2	16	
20	26	JOUANNY	268.7	8	1	KANE	196.7	12	
21	5	KERR	267.5	7	12	DE SABATINO	196.7	11	
22	14	BARBA LOPEZ	267.5	12	20	PILET	196.7	10	
23	30	MONTANARI	267.5	5	23	PAVLOVIC	196.7	9	
24	7	ALESHIN	266.3	11	15	BONETTI	196.1	15	
25	16	PARENTE	266.3	5	30	MONTANARI	195.6	16	
26	18	SHIMODA	266.3	13	9	MIGUEZ	195.1	13	
27	20	PILET	266.3	11	19	MENEGHELLO	194.5	4	
28	28	VAN LAGEN	266.3	4	2	VALSECCHI	193.5	4	
29	2	VALSECCHI	265.1	5	32	FUKUDA	192.5	11	
30	8	VETTEL	265.1	5	28	VAN LAGEN	191.4	3	



Weather/Track : Bright / Dry

Circuit Length - 6.9460 kilometres  
Spa-Francorchamps  
Spa

Printed at 15:25, Thursday, 27 July, 2006

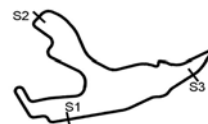
© MST Systems Ltd, 2005 (www.mstworld.com)

Page 1

## 2006 World Series by Renault Free Practice 2 - Best Sector Times Report

POS	NO	SECTOR 1		SECTOR 2		SECTOR 3		IDEAL/BEST LAP COMPARISON							
		TIME	LAP	NO	TIME	LAP	NO	TIME	LAP	NO	NAME	IDEAL	BEST	LAP	DIFF
1	10	21.309	6	3	54.453	11	22	47.246	13	7	ALESHIN	2:03.659	2:04.162	13	+ 0.503
2	23	21.346	14	7	54.647	15	14	47.300	13	3	MALDONAD	2:03.692	2:03.905	11	+ 0.213
3	4	21.395	15	25	54.895	16	7	47.321	13	22	SOUCEK	2:03.783	2:03.890	15	+ 0.107
4	30	21.399	5	22	55.012	15	4	47.354	14	25	GARCIA	2:03.904	2:04.204	16	+ 0.300
5	14	21.446	13	27	55.044	12	25	47.386	9	27	DANIELSSO	2:03.905	2:04.016	12	+ 0.111
6	27	21.474	7	16	55.083	9	27	47.387	12	14	BARBA LOPE	2:03.971	2:03.971	13	+ 0.000
7	11	21.490	16	21	55.114	17	16	47.389	9	16	PARENTE	2:04.200	2:04.262	9	+ 0.062
8	31	21.501	7	5	55.160	16	30	47.453	15	23	PAVLOVIC	2:04.286	2:04.565	10	+ 0.279
9	29	21.502	16	6	55.201	11	29	47.460	13	10	ROSSITER	2:04.288	2:04.784	14	+ 0.496
10	22	21.525	14	14	55.225	13	6	47.514	12	30	MONTANARI	2:04.298	2:04.636	15	+ 0.338
11	12	21.541	15	10	55.376	13	26	47.527	12	6	INTOSH	2:04.341	2:04.623	11	+ 0.282
12	18	21.566	17	23	55.403	12	23	47.537	9	21	SALIGNON	2:04.350	2:04.386	17	+ 0.036
13	32	21.575	9	30	55.446	15	3	47.569	10	4	KOSTKA	2:04.490	2:04.694	12	+ 0.204
14	1	21.618	6	1	55.449	12	11	47.576	13	5	KERR	2:04.582	2:04.971	16	+ 0.389
15	25	21.623	7	18	55.665	13	21	47.599	17	1	KANE	2:04.724	2:04.735	12	+ 0.011
16	6	21.626	17	11	55.673	14	10	47.603	14	29	FRANCHI	2:04.732	2:04.961	14	+ 0.229
17	21	21.637	12	15	55.739	15	18	47.625	12	11	HANLEY	2:04.739	2:05.058	13	+ 0.319
18	24	21.638	13	4	55.741	12	1	47.657	12	18	SHIMODA	2:04.856	2:05.183	13	+ 0.327
19	2	21.664	6	29	55.770	17	31	47.665	11	26	JOUANNY	2:05.024	2:05.055	13	+ 0.031
20	3	21.670	14	26	55.775	13	5	47.691	14	31	BONANOMI	2:05.202	2:05.323	11	+ 0.121
21	28	21.675	7	20	55.836	13	19	47.718	8	8	VETTEL	2:05.412	2:05.777	13	+ 0.365
22	9	21.686	18	8	55.882	10	32	47.749	8	20	PILET	2:05.519	2:05.566	10	+ 0.047
23	7	21.691	6	31	56.036	11	8	47.819	13	15	BONETTI	2:05.533	2:06.176	15	+ 0.643
24	8	21.711	5	28	56.148	7	9	47.869	11	32	FUKUDA	2:05.768	2:06.162	8	+ 0.394
25	26	21.722	13	9	56.300	12	20	47.871	10	28	VAN LAGEN	2:05.791	2:05.791	7	+ 0.000
26	16	21.728	14	24	56.309	12	24	47.891	12	24	IACONELLI	2:05.838	2:05.926	12	+ 0.088
27	5	21.731	5	32	56.444	9	28	47.968	7	9	MIGUEZ	2:05.855	2:06.201	12	+ 0.346
28	15	21.748	15	19	56.623	9	15	48.046	9	19	MENEGHELL	2:06.295	2:06.862	8	+ 0.567
29	20	21.812	14	2	57.104	5	2	48.263	4	2	VALSECCHI	2:07.031	2:07.120	5	+ 0.089
30	19	21.954	6	12	58.067	9	12	48.343	11	12	DE SABATIN	2:07.951	2:08.163	11	+ 0.212

'Perfect Lap' - 2:03.008



Circuit Length - 6.9460 kilometres  
Spa-Francorchamps  
Spa

Weather/Track : Bright / Dry

Printed at 15:23, Thursday, 27 July, 2006

© MST Systems Ltd, 2005 (www.mstworld.com)

Page 1

## 2006 World Series by Renault QUALIFYING 1 - GROUP A

POS	NO	CL	NAME	NAT	ENTRY	TIME	LAPS	GAP	KPH
1	23		Milos PAVLOVIC	SCG	EuroInternational	2:04.069	8		202.41
2	8		Sebastian VETTEL	GER	Carlin Motorsport	2:04.205	8	0.136	202.19
3	27		Alx DANIELSSON	SWE	Comtec	2:04.310	8	0.241	202.02
4	4		Tomas KOSTKA	CZE	Draco Multiracing USA	2:04.507	8	0.438	201.70
5	14		Alvaro BARBA LOPEZ	ESP	Jenzer Motorsport	2:04.552	7	0.483	201.63
6	25		Borja GARCIA	ESP	RC Motorsport	2:04.587	8	0.518	201.57
7	7		Michael ALESHIN	RUS	Carlin Motorsport	2:04.595	8	0.526	201.56
8	5		Robbie KERR	GBR	KTR	2:04.632	8	0.563	201.50
9	11		Ben HANLEY	GBR	Cram Competition	2:04.920	8	0.851	201.03
10	21		Eric SALIGNON	FRA	Interwetten.com	2:05.011	7	0.942	200.89
11	26		Bruce JOUANNY	FRA	RC Motorsport	2:05.658	8	1.589	199.85
12	19		Matteo MENEGHELLO	ITA	GD Racing	2:05.882	8	1.813	199.50
13	18		Hayanari SHIMODA	JPN	Victory Engineering	2:06.262	6	2.193	198.90
14	31		Marco BONANOMI	ITA	Tech 1 Racing	2:06.476	6	2.407	198.56
15	12		Pasquale Di SABATINO	ITA	Cram Competition	2:06.985	8	2.916	197.76

Weather / Track : Bright / Dry

Car 31 - best lap deleted ref Article 28.12; Full Yellow - 09:09:22 to 09:10:42

Spa

Circuit Length = 6.9760 km.

Start: 09:00 End: 09:15

Clerk of Course:	Stewards:	Timekeeper:
------------------	-----------	-------------

## 2006 World Series by Renault

### SECTOR ANALYSIS - QUALIFYING 1 - GROUP A

<b>4</b>	<b>Tomas KOSTKA</b>			<b>CZE</b>	<b>Draco Multiracing USA</b>				
<b>1 -</b>				X:00.000	<b>5 -</b>	21.556 <b>267.5</b>	1:04.927 180.9	48.280	2:14.763
<b>2 -</b>	29.695 183.9	1:07.373 169.0	50.472	2:27.540	<b>6 -</b>	22.063 214.4	1:12.028 167.4	50.868	2:24.959
<b>3 -</b>	21.667 <b>267.5</b>	56.629 196.7	48.085	2:06.381	<b>7 -</b>	21.568 <b>267.5</b>	55.344 <b>199.4</b>	47.595	<b>2:04.507</b>
<b>4 -</b>	21.602 266.3	56.053 194.5	47.816	2:05.471	<b>8 -</b>	21.479 <b>267.5</b>	55.370 198.8	47.907	2:04.756
<b>5</b>	<b>Robbie KERR</b>			<b>GBR</b>	<b>KTR</b>				
<b>1 -</b>				X:00.000	<b>5 -</b>	21.955 261.6	55.569 198.8	47.777	2:05.301
<b>2 -</b>	27.364 203.4	1:04.475 187.9	50.115	2:21.954	<b>6 -</b>	21.942 260.5	1:10.664 141.4	58.346	2:30.952
<b>3 -</b>	22.000 261.6	56.336 198.8	47.912	2:06.248	<b>7 -</b>	21.925 261.6	55.374 198.3	48.713	2:06.012
<b>4 -</b>	21.902 <b>262.8</b>	55.429 <b>199.4</b>	47.664	2:04.995	<b>8 -</b>	21.966 260.5	54.800 198.8	47.866	<b>2:04.632</b>
<b>7</b>	<b>Michael ALESHIN</b>			<b>RUS</b>	<b>Carlin Motorsport</b>				
<b>1 -</b>				X:00.000	<b>5 -</b>	21.785 265.1	55.360 196.1	47.801	2:04.946D
<b>2 -</b>	25.619 233.8	1:09.130 190.9	53.989	2:28.738	<b>6 -</b>	26.675 165.9	1:10.033 190.4	51.030	2:27.738
<b>3 -</b>	21.898 264.0	56.276 195.1	52.930	2:11.104	<b>7 -</b>	21.724 <b>266.3</b>	55.092 <b>197.8</b>	47.779	<b>2:04.595</b>
<b>4 -</b>	21.833 264.0	55.021 192.5	47.962	2:04.816	<b>8 -</b>	21.692 262.8	56.204 192.0	49.290	2:07.186
<b>8</b>	<b>Sebastian VETTEL</b>			<b>GER</b>	<b>Carlin Motorsport</b>				
<b>1 -</b>				X:00.000	<b>5 -</b>	21.916 260.5	54.688 <b>198.8</b>	47.601	<b>2:04.205</b>
<b>2 -</b>	27.308 206.2	1:01.577 190.9	48.756	2:17.641	<b>6 -</b>	21.810 <b>261.6</b>	1:07.507 174.3	57.912	2:27.229
<b>3 -</b>	22.171 259.3	55.715 198.3	47.896	2:05.782	<b>7 -</b>	21.941 <b>261.6</b>	55.945 195.1	47.934	2:05.820
<b>4 -</b>	22.029 <b>261.6</b>	54.657 196.7	47.543	2:04.229	<b>8 -</b>	21.924 257.1	54.715 197.2	47.572	2:04.211
<b>11</b>	<b>Ben HANLEY</b>			<b>GBR</b>	<b>Cram Competition</b>				
<b>1 -</b>				X:00.000	<b>5 -</b>	21.586 <b>267.5</b>	55.476 199.4	48.624	2:05.686D
<b>2 -</b>	32.555 185.0	1:10.236 190.4	49.456	2:32.247	<b>6 -</b>	27.277 147.0	1:08.951 198.3	48.120	2:24.348
<b>3 -</b>	21.925 265.1	56.084 195.6	47.848	2:05.857	<b>7 -</b>	21.561 <b>267.5</b>	55.570 196.7	47.789	<b>2:04.920</b>
<b>4 -</b>	21.608 264.0	55.748 <b>200.0</b>	47.672	2:05.028	<b>8 -</b>	21.534 266.3	57.985 197.2	47.921	2:07.440
<b>12</b>	<b>Pasquale Di SABATINO</b>			<b>ITA</b>	<b>Cram Competition</b>				
<b>1 -</b>				X:00.000	<b>5 -</b>	21.645 <b>268.7</b>	57.527 195.1	48.206	2:07.378D
<b>2 -</b>	31.767 192.2	1:09.251 184.1	51.811	2:32.829	<b>6 -</b>	28.558 176.2	1:14.735 152.8	52.404	2:35.697
<b>3 -</b>	22.024 266.3	58.588 194.5	48.263	2:08.875	<b>7 -</b>	21.555 266.3	57.597 <b>197.2</b>	48.384	2:07.536
<b>4 -</b>	21.585 266.3	57.466 <b>197.2</b>	48.107	2:07.158	<b>8 -</b>	21.564 265.1	57.238 196.7	48.183	<b>2:06.985</b>
<b>14</b>	<b>Alvaro BARBA LOPEZ</b>			<b>ESP</b>	<b>Jenzer Motorsport</b>				
<b>1 -</b>				X:00.000	<b>5 -</b>	21.723 <b>267.5</b>	56.853 <b>196.7</b>	48.528	2:07.104D
<b>2 -</b>	32.051 180.0	1:09.582 187.9	49.618	2:31.251	<b>6 -</b>	28.118 157.5	1:06.099 <b>196.7</b>	47.841	2:22.058
<b>3 -</b>	21.899 264.0	56.754 <b>196.7</b>	47.490	2:06.143	<b>7 -</b>	21.585 265.1	55.355 <b>196.7</b>	47.612	<b>2:04.552</b>
<b>4 -</b>	21.674 <b>267.5</b>	55.248 <b>196.7</b>	48.089	2:05.011					
<b>18</b>	<b>Hayanari SHIMODA</b>			<b>JPN</b>	<b>Victory Engineering</b>				
<b>1 -</b>				X:00.000	<b>4 -</b>	21.916 <b>259.3</b>	1:04.394 175.6	55.082	2:21.392
<b>2 -</b>	25.727 232.9	1:03.669 187.0	49.376	2:18.772	<b>5 -</b>	22.018 258.2	56.155 <b>194.0</b>	48.122	2:06.295
<b>3 -</b>	22.056 258.2	56.707 188.4	48.123	2:06.886	<b>6 -</b>	22.055 256.0	55.880 192.5	48.327	<b>2:06.262</b>

Weather / Track : Cloudy / Dry

Car 31 - best lap deleted ref Article 28.12; Full Yellow - 09:09:22 to 09:10:42

Spa

Circuit Length = 6.9760 km.

Start: 09:00 End: 09:15

**2006 World Series by Renault**  
**SECTOR ANALYSIS - QUALIFYING 1 - GROUP A**  
 (contd.)

<b>19</b>	<b>Matteo MENEGHELLO</b>			<b>ITA</b>	<b>GD Racing</b>			
1 -				X:00.000	5 - 22.138 <i>265.1</i>	56.102 193.5	48.110	2:06.350D
2 -	29.520 204.8	1:06.809 177.7	55.556	2:31.885	6 - 27.685 174.7	1:10.891 192.0	48.927	2:27.503
3 -	22.850 259.3	1:00.034 188.4	51.095	2:13.979	7 - 22.075 261.6	55.805 183.2	48.633	2:06.513
4 -	22.825 259.3	56.572 187.5	48.274	2:07.671	8 - 22.036 261.6	55.863 <i>198.3</i>	47.983	<b>2:05.882</b>
<b>21</b>	<b>Eric SALIGNON</b>			<b>FRA</b>	<b>Interwetten.com</b>			
1 -				X:00.000	5 - 21.829 262.8	56.194 185.5	1:06.468	2:24.491
2 -	28.266 209.1	1:03.432 189.4	50.278	2:21.976	6 - 21.823 <i>265.1</i>	55.398 195.1	47.790	<b>2:05.011</b>
3 -	22.402 262.8	56.555 194.5	48.095	2:07.052	7 - 21.802 <i>265.1</i>	55.360 195.1	47.885	2:05.047
4 -	21.912 262.8	55.405 <i>195.6</i>	47.871	2:05.188				
<b>23</b>	<b>Milos PAVLOVIC</b>			<b>SCG</b>	<b>EuroInternational</b>			
1 -				X:00.000	5 - 21.719 266.3	1:04.207 133.5	1:05.497	2:31.423
2 -	28.416 219.1	1:09.169 192.5	50.843	2:28.428	6 - 21.783 265.1	55.182 <i>200.0</i>	47.658	2:04.623
3 -	21.889 262.8	55.811 196.7	47.908	2:05.608	7 - 21.725 266.3	54.781 <i>200.0</i>	47.563	<b>2:04.069</b>
4 -	21.728 <i>267.5</i>	55.061 198.8	47.538	2:04.327	8 - 21.700 266.3	59.778 190.9	48.307	2:09.785
<b>25</b>	<b>Borja GARCIA</b>			<b>ESP</b>	<b>RC Motorsport</b>			
1 -				X:00.000	5 - 21.789 265.1	54.968 195.1	47.871	2:04.628
2 -	27.760 196.6	1:02.575 192.0	48.964	2:19.299	6 - 21.723 <i>266.3</i>	1:13.624 117.2	56.791	2:32.138
3 -	21.835 264.0	55.584 194.5	47.849	2:05.268	7 - 21.715 <i>266.3</i>	55.381 <i>197.8</i>	47.832	2:04.928
4 -	21.795 <i>266.3</i>	55.164 196.7	47.862	2:04.821	8 - 21.740 261.6	54.885 194.0	47.962	<b>2:04.587</b>
<b>26</b>	<b>Bruce JOUANNY</b>			<b>FRA</b>	<b>RC Motorsport</b>			
1 -				X:00.000	5 - 21.795 <i>266.3</i>	55.964 193.5	48.041	2:05.800D
2 -	29.028 209.1	1:09.594 180.0	52.318	2:30.940	6 - 23.277 194.1	1:21.783 173.9	49.593	2:34.653
3 -	22.705 259.3	59.036 193.5	48.743	2:10.484	7 - 21.828 264.0	55.898 <i>195.6</i>	47.932	<b>2:05.658</b>
4 -	21.832 262.8	56.336 <i>195.6</i>	47.855	2:06.023	8 - 21.764 264.0	56.009 <i>195.6</i>	47.990	2:05.763
<b>27</b>	<b>Aix DANIELSSON</b>			<b>SWE</b>	<b>Comtec</b>			
1 -				X:00.000	5 - 21.570 <i>270.0</i>	55.362 197.8	47.603	2:04.535D
2 -	30.384 190.3	1:09.006 191.4	49.940	2:29.330	6 - 28.563 169.7	1:07.366 193.5	51.059	2:26.988
3 -	21.638 265.1	56.195 <i>198.3</i>	48.202	2:06.035	7 - 21.510 267.5	55.174 <i>198.3</i>	47.626	<b>2:04.310</b>
4 -	21.595 267.5	55.609 197.8	47.705	2:04.909	8 - 21.465 267.5	55.510 196.7	47.620	2:04.595
<b>31</b>	<b>Marco BONANOMI</b>			<b>ITA</b>	<b>Tech 1 Racing</b>			
1 -				X:00.000	4 - 21.522 <i>266.3</i>	55.616 <i>197.2</i>	47.541	2:04.679D
2 -	27.812 169.2	1:03.118 194.5	49.000	2:19.930	5 - 21.553 264.0	3:15.911 166.6	3:22.265	X:00.000
3 -	22.053 262.8	56.688 196.1	47.735	<b>2:06.476</b>	6 - 23.976 257.1	58.036 193.5	48.310	2:10.322

Weather / Track : Cloudy / Dry

Car 31 - best lap deleted ref Article 28.12; Full Yellow - 09:09:22 to 09:10:42

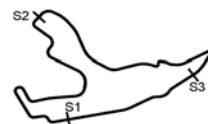
Spa

Circuit Length = 6.9760 km.

Start: 09:00 End: 09:15

## 2006 World Series by Renault Qualifying 1 - Group A - Best Sector Speeds Report

SECTOR 1				SECTOR 2				SECTOR 3				
POS	NO	NAME	SPEED	LAP	NO	NAME	SPEED	LAP	NO	NAME	SPEED	LAP
1	27	DANIELSSON	270.0	5	11	HANLEY	200.0	4				
2	12	SABATINO	268.7	5	23	PAVLOVIC	200.0	6				
3	4	KOSTKA	267.5	3	4	KOSTKA	199.4	7				
4	11	HANLEY	267.5	5	5	KERR	199.4	4				
5	14	BARBA LOPEZ	267.5	4	8	VETTEL	198.8	5				
6	23	PAVLOVIC	267.5	4	19	MENEGHELLO	198.3	8				
7	7	ALESHIN	266.3	7	27	DANIELSSON	198.3	3				
8	25	GARCIA	266.3	4	7	ALESHIN	197.8	7				
9	26	JOUANNY	266.3	5	25	GARCIA	197.8	7				
10	31	BONANOMI	266.3	4	12	SABATINO	197.2	4				
11	19	MENEGHELLO	265.1	5	31	BONANOMI	197.2	4				
12	21	SALIGNON	265.1	6	14	BARBA LOPEZ	196.7	3				
13	5	KERR	262.8	4	21	SALIGNON	195.6	4				
14	8	VETTEL	261.6	4	26	JOUANNY	195.6	4				
15	18	SHIMODA	259.3	4	18	SHIMODA	194.0	5				



Circuit Length - 6.9760 kilometres  
Spa  
Spa

Weather/Track : Bright /Dry

Printed at 09:36, Friday, 28 July, 2006

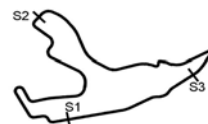
© MST Systems Ltd, 2005 (www.mstworld.com)

Page 1

## 2006 World Series by Renault Qualifying 1 - Group A - Best Sector Times Report

POS	NO	SECTOR 1		SECTOR 2		SECTOR 3		IDEAL/BEST LAP COMPARISON							
		TIME	LAP	NO	TIME	LAP	NO	TIME	LAP	NO	NAME	IDEAL	BEST	LAP	DIFF
1	27	21.465	8	8	54.657	4	14	47.490	3	8	VETTEL	2:04.010	2:04.205	5	+ 0.195
2	4	21.479	8	23	54.781	7	23	47.538	4	23	PAVLOVIC	2:04.019	2:04.069	7	+ 0.050
3	31	21.522	4	5	54.800	8	31	47.541	4	27	DANIELSSO	2:04.242	2:04.310	7	+ 0.068
4	11	21.534	8	25	54.885	8	8	47.543	4	14	BARBA LOPE	2:04.323	2:04.552	7	+ 0.229
5	12	21.555	7	7	55.021	4	4	47.595	7	5	KERR	2:04.366	2:04.632	8	+ 0.266
6	14	21.585	7	27	55.174	7	27	47.603	5	4	KOSTKA	2:04.418	2:04.507	7	+ 0.089
7	7	21.692	8	14	55.248	4	5	47.664	4	25	GARCIA	2:04.432	2:04.587	8	+ 0.155
8	23	21.700	8	4	55.344	7	11	47.672	4	7	ALESHIN	2:04.492	2:04.595	7	+ 0.103
9	25	21.715	7	21	55.360	7	7	47.779	7	31	BONANOMI	2:04.679	2:04.679	4	+ 0.000
10	26	21.764	8	11	55.476	5	21	47.790	6	11	HANLEY	2:04.682	2:04.920	7	+ 0.238
11	21	21.802	7	31	55.616	4	25	47.832	7	21	SALIGNON	2:04.952	2:05.011	6	+ 0.059
12	8	21.810	6	19	55.805	7	26	47.855	4	26	JOUANNY	2:05.517	2:05.658	7	+ 0.141
13	5	21.902	4	18	55.880	6	19	47.983	8	19	MENEGHELL	2:05.824	2:05.882	8	+ 0.058
14	18	21.916	4	26	55.898	7	12	48.107	4	18	SHIMODA	2:05.918	2:06.262	6	+ 0.344
15	19	22.036	8	12	57.238	8	18	48.122	5	12	SABATINO	2:06.900	2:06.985	8	+ 0.085

'Perfect Lap' - 2:03.612



Circuit Length - 6.9760 kilometres  
Spa  
Spa

Weather/Track : Bright /Dry

Printed at 09:35, Friday, 28 July, 2006

© MST Systems Ltd, 2005 (www.mstworld.com)

Page 1

## 2006 World Series by Renault QUALIFYING 1 - GROUP B

POS	NO	CL	NAME	NAT	ENTRY	TIME	LAPS	GAP	KPH
1	3		Pastor MALDONADO	VEN	Draco Multiracing USA	2:04.058	8		202.43
2	16		Alvaro PARENTE	POR	Victory Engineering	2:04.137	5	0.079	202.30
3	22		Andy SOUCEK	ESP	Interwetten.com	2:04.322	6	0.264	202.00
4	6		Sean McINTOSH	CAN	KTR	2:04.356	9	0.298	201.94
5	2		Davide VALSECCHI	ITA	Epsilon Euskadi	2:04.628	8	0.570	201.50
6	28		Jaap VAN LAGEN	NED	Comtec	2:04.631	8	0.573	201.50
7	30		Christian MONTANARI	RSM	Prema Powerteam	2:04.683	8	0.625	201.42
8	20		Patrick PILET	FRA	GD Racing	2:04.886	8	0.828	201.09
9	10		James ROSSITER	GBR	Pons Racing	2:04.965	9	0.907	200.96
10	1		Steven KANE	GBR	Epsilon Euskadi	2:05.102	5	1.044	200.74
11	29		Gregory FRANCHI	BEL	Prema Powerteam	2:05.123	8	1.065	200.71
12	32		Ryo FUKUDA	JPN	Tech 1 Racing	2:05.148	7	1.090	200.67
13	24		Carlos IACONELLI	ESP	EuroInternational	2:05.273	8	1.215	200.47
14	9		Celso MIGUEZ	ESP	Pons Racing	2:05.583	8	1.525	199.97
15	15		Alessandro BONETTI	ITA	Jenzer Motorsport	2:06.198	4	2.140	199.00

Weather / Track : Cloudy / Dry  
Car 15 : Fastest lap time deleted ; Art 28.12

Spa-Francorchamps  
Circuit Length = 6.9760 km.  
Start: 09:20 End: 09:35

Clerk of Course:	Stewards:	Timekeeper:
------------------	-----------	-------------



## 2006 World Series by Renault SECTOR ANALYSIS - QUALIFYING 1 - GROUP B

<b>1</b>	<b>Steven KANE</b>			<b>GBR</b>	Epsilon Euskadi			
<b>1 -</b>				X:00.000	<b>4 -</b> 21.879 <i>264.0</i>	55.461 195.1	48.091	2:05.431
<b>2 -</b>	26.580 228.4	1:06.231 196.1	48.866	2:21.677	<b>5 -</b> 21.910 <i>264.0</i>	<i>55.168</i> 195.6	48.024	<b>2:05.102</b>
<b>3 -</b>	22.028 261.6	55.806 <i>197.2</i>	<i>47.837</i>	2:05.671				
<b>2</b>	<b>Davide VALSECCHI</b>			<b>ITA</b>	Epsilon Euskadi			
<b>1 -</b>				X:00.000	<b>5 -</b> <i>21.655</i> 266.3	<i>55.473</i> 198.3	47.583	2:04.711
<b>2 -</b>	27.849 196.6	1:04.671 193.0	51.781	2:24.301	<b>6 -</b> 21.662 <i>267.5</i>	1:06.826 160.7	4:10.817	X:00.000
<b>3 -</b>	21.948 265.1	56.155 197.8	47.567	2:05.670	<b>7 -</b> 25.310 252.7	58.198 197.8	47.580	2:11.088
<b>4 -</b>	21.663 266.3	59.641 196.1	47.812	2:09.116	<b>8 -</b> 21.664 266.3	55.484 <i>198.8</i>	<i>47.480</i>	<b>2:04.628</b>
<b>3</b>	<b>Pastor MALDONADO</b>			<b>VEN</b>	Draco Multiracing USA			
<b>1 -</b>				X:00.000	<b>5 -</b> 21.779 266.3	<i>54.576</i> 197.2	<i>47.703</i>	<b>2:04.058</b>
<b>2 -</b>	30.011 214.4	1:20.204 171.0	57.772	2:47.987	<b>6 -</b> 27.449 134.3	1:18.205 122.0	4:11.049	X:00.000
<b>3 -</b>	22.268 262.8	55.146 <i>200.5</i>	47.882	2:05.296	<b>7 -</b> 22.840 264.0	56.530 196.1	47.983	2:07.353
<b>4 -</b>	21.753 264.0	54.625 196.7	47.821	2:04.199	<b>8 -</b> <i>21.650</i> <i>267.5</i>	54.925 194.5	47.848	2:04.423
<b>6</b>	<b>Sean McINTOSH</b>			<b>CAN</b>	KTR			
<b>1 -</b>				X:00.000	<b>6 -</b> 21.490 267.5	57.645 184.6	5:02.593	X:00.000
<b>2 -</b>	26.795 239.5	58.430 196.1	48.027	2:13.252	<b>7 -</b> 21.950 <i>268.7</i>	55.654 194.5	48.006	2:05.610
<b>3 -</b>	21.672 267.5	56.060 195.1	47.614	2:05.346	<b>8 -</b> 21.569 262.8	55.539 194.5	47.699	2:04.807
<b>4 -</b>	21.591 265.1	55.496 196.1	47.580	2:04.667	<b>9 -</b> <i>21.488</i> 266.3	55.612 194.5	47.727	2:04.827
<b>5 -</b>	21.542 266.3	<i>55.240</i> <i>196.7</i>	<i>47.574</i>	<b>2:04.356</b>				
<b>9</b>	<b>Celso MIGUEZ</b>			<b>ESP</b>	Pons Racing			
<b>1 -</b>				X:00.000	<b>5 -</b> 21.594 268.7	<i>56.213</i> <i>194.0</i>	<i>47.776</i>	<b>2:05.583</b>
<b>2 -</b>	27.170 249.5	1:13.388 119.0	1:02.133	2:42.691	<b>6 -</b> 22.088 204.1	1:11.849 171.4	3:59.043	X:00.000
<b>3 -</b>	22.021 266.3	56.446 192.5	48.479	2:06.946	<b>7 -</b> 24.384 258.2	58.174 <i>194.0</i>	50.877	2:13.435
<b>4 -</b>	21.628 <i>270.0</i>	1:19.507 156.1	54.370	2:35.505	<b>8 -</b> <i>21.559</i> 266.3	57.174 165.8	48.518	2:07.251
<b>10</b>	<b>James ROSSITER</b>			<b>GBR</b>	Pons Racing			
<b>1 -</b>				X:00.000	<b>6 -</b> <i>21.422</i> <i>272.4</i>	1:00.055 180.4	5:16.987	X:00.000
<b>2 -</b>	24.305 252.7	1:01.294 189.4	48.550	2:14.149	<b>7 -</b> 22.578 264.0	59.275 192.5	47.955	2:09.808
<b>3 -</b>	21.758 264.0	55.894 195.6	<i>47.617</i>	2:05.269	<b>8 -</b> 21.559 267.5	55.753 195.1	47.750	2:05.062
<b>4 -</b>	21.515 268.7	55.761 <i>197.2</i>	47.689	<b>2:04.965</b>	<b>9 -</b> 21.527 267.5	56.015 196.7	47.710	2:05.252
<b>5 -</b>	21.649 266.3	<i>55.649</i> 195.6	49.866	2:07.164				

Weather / Track : Cloudy / Dry  
Car 15 : Fastest lap time deleted ; Art 28.12

**2006 World Series by Renault**  
**SECTOR ANALYSIS - QUALIFYING 1 - GROUP B**  
 (contd.)

<b>15</b>	<b>Alessandro BONETTI</b>			<b>ITA</b>	Jenzer Motorsport			
<b>1 -</b>				X:00.000	<b>3 -</b> 22.050 264.0	56.032 197.8	48.116	<b>2:06.198</b>
<b>2 -</b>	26.823 254.9	1:00.026 192.0	49.074	2:15.923	<b>4 -</b> 21.799 <i>266.3</i>	<i>55.608 198.3</i>	<i>47.821</i>	2:05.228D
<b>16</b>	<b>Alvaro PARENTE</b>			<b>POR</b>	Victory Engineering			
<b>1 -</b>				X:00.000	<b>4 -</b> 21.762 265.1	<i>54.899</i> 197.8	47.476	<b>2:04.137</b>
<b>2 -</b>	26.001 214.4	1:10.355 138.9	57.383	2:33.739	<b>5 -</b> 21.745 <i>267.5</i>	54.994 198.8	47.517	2:04.256
<b>3 -</b>	21.882 265.1	55.884 <i>199.4</i>	<i>47.320</i>	2:05.086				
<b>20</b>	<b>Patrick PILET</b>			<b>FRA</b>	GD Racing			
<b>1 -</b>				X:00.000	<b>5 -</b> <i>21.622</i> 267.5	<i>55.377</i> 197.2	47.887	<b>2:04.886</b>
<b>2 -</b>	26.281 220.0	1:04.948 193.0	55.461	2:26.690	<b>6 -</b> 21.872 216.0	1:12.532 148.1	4:10.171	X:00.000
<b>3 -</b>	22.034 266.3	56.120 <i>197.8</i>	49.521	2:07.675	<b>7 -</b> 22.602 239.5	58.134 194.5	53.163	2:13.899
<b>4 -</b>	21.739 <i>268.7</i>	55.645 196.1	<i>47.767</i>	2:05.151	<b>8 -</b> 21.740 266.3	1:04.410 195.6	48.615	2:14.765
<b>22</b>	<b>Andy SOUCEK</b>			<b>ESP</b>	Interwetten.com			
<b>1 -</b>				X:00.000	<b>4 -</b> 22.279 <i>268.7</i>	55.808 195.1	47.657	2:05.744
<b>2 -</b>	28.585 243.4	58.387 192.5	48.158	2:15.130	<b>5 -</b> 21.538 267.5		1:48.024	2:09.562
<b>3 -</b>	2:43.021 128.2	1:22.877 133.8	2:48.899	X:00.000	<b>6 -</b> <i>21.513</i> 267.5	55.246 196.1	<i>47.563</i>	<b>2:04.322</b>
<b>24</b>	<b>Carlos IACONELLI</b>			<b>ESP</b>	EuroInternational			
<b>1 -</b>				X:00.000	<b>5 -</b> <i>21.568</i> 266.3	<i>55.686</i> 197.8	48.019	<b>2:05.273</b>
<b>2 -</b>	28.645 185.0	1:05.046 192.0	1:01.166	2:34.857	<b>6 -</b> 23.202 159.2	1:09.304 180.4	3:54.960	X:00.000
<b>3 -</b>	22.092 264.0	56.803 197.8	47.956	2:06.851	<b>7 -</b> 28.709 191.6	1:02.895 193.0	51.238	2:22.842
<b>4 -</b>	21.701 266.3	55.943 <i>198.8</i>	<i>47.753</i>	2:05.397	<b>8 -</b> 21.577 <i>267.5</i>	56.214 194.0	48.201	2:05.992
<b>28</b>	<b>Jaap VAN LAGEN</b>			<b>NED</b>	Comtec			
<b>1 -</b>				X:00.000	<b>5 -</b> 21.784 265.1	55.254 194.5	5:06.464	X:00.000
<b>2 -</b>	33.432 219.1	59.614 193.0	49.474	2:22.520	<b>6 -</b> 22.946 261.6	56.291 194.0	48.461	2:07.698
<b>3 -</b>	21.863 262.8	58.639 192.0	47.961	2:08.463	<b>7 -</b> 21.850 <i>266.3</i>	55.561 <i>197.8</i>	<i>47.675</i>	2:05.086
<b>4 -</b>	<i>21.652</i> 265.1	55.262 195.6	47.717	<b>2:04.631</b>	<b>8 -</b> 21.807 261.6	<i>55.232</i> 196.1	47.761	2:04.800
<b>29</b>	<b>Gregory FRANCHI</b>			<b>BEL</b>	Prema Powerteam			
<b>1 -</b>				X:00.000	<b>5 -</b> 21.795 264.0	55.652 197.8	47.791	2:05.238
<b>2 -</b>	28.701 217.5	1:06.184 187.5	56.865	2:31.750	<b>6 -</b> 21.805 264.0	1:12.722 157.2	4:30.492	X:00.000
<b>3 -</b>	22.949 258.2	56.679 <i>198.8</i>	47.886	2:07.514	<b>7 -</b> 23.294 259.3	57.772 195.6	49.213	2:10.279
<b>4 -</b>	21.778 266.3	<i>55.525</i> 197.2	47.820	<b>2:05.123</b>	<b>8 -</b> <i>21.760</i> 264.0	56.020 195.1	<i>47.595</i>	2:05.375

Weather / Track : Cloudy / Dry  
 Car 15 : Fastest lap time deleted ; Art 28.12

Spa-Francorchamps  
 Circuit Length = 6.9760 km.  
 Start: 09:20 End: 09:35

**2006 World Series by Renault**  
**SECTOR ANALYSIS - QUALIFYING 1 - GROUP B**  
 (contd.)

<b>30</b>	<b>Christian MONTANARI</b>				<b>RSM</b>	<b>Prema Powerteam</b>			
<b>1 -</b>				X:00.000	<b>5 -</b> 21.809 264.0	55.676 195.6	47.634	2:05.119	
<b>2 -</b> 26.015 200.6	1:02.080 190.4	56.033		<b>2:24.128</b>	<b>6 -</b> 21.778 264.0	1:05.976 139.8	4:22.999	X:00.000	
<b>3 -</b> 21.847 262.8	56.134 <b>196.1</b>	47.829		<b>2:05.810</b>	<b>7 -</b> 23.779 241.4	58.941 195.6	49.759	<b>2:12.479</b>	
<b>4 -</b> 21.711 265.1	59.066 195.6	48.346		<b>2:09.123</b>	<b>8 -</b> 21.686 <b>266.3</b>	<b>55.502</b> 195.1	<b>47.495</b>	<b>2:04.683</b>	
<b>32</b>	<b>Ryo FUKUDA</b>				<b>JPN</b>	<b>Tech 1 Racing</b>			
<b>1 -</b>				X:00.000	<b>5 -</b> 21.733 <b>267.5</b>	<b>55.420</b> 190.9	48.038	2:05.191	
<b>2 -</b> 26.424 218.3	1:00.351 192.5	50.362		<b>2:17.137</b>	<b>6 -</b> 23.524 177.8	1:13.823 169.0	4:01.687	X:00.000	
<b>3 -</b> 21.983 <b>267.5</b>	56.146 195.6	48.205		<b>2:06.334</b>	<b>7 -</b> 22.995 264.0	1:00.523 182.2	51.881	<b>2:15.399</b>	
<b>4 -</b> 21.682 266.3	55.612 <b>196.1</b>	<b>47.854</b>		<b>2:05.148</b>					

Weather / Track : Cloudy / Dry  
 Car 15 : Fastest lap time deleted ; Art 28.12

## 2006 World Series by Renault Qualifying 1 - Group B - Best Sector Speeds Report

SECTOR 1				SECTOR 2				SECTOR 3				
POS	NO	NAME	SPEED	LAP	NO	NAME	SPEED	LAP	NO	NAME	SPEED	LAP
1	10	ROSSITER	272.4	6	3	MALDONADO	200.5	3				
2	9	MIGUEZ	270.0	4	16	PARENTE	199.4	3				
3	6	INTOSH	268.7	7	2	VALSECCHI	198.8	8				
4	20	PILET	268.7	4	24	IACONELLI	198.8	4				
5	22	SOUCEK	268.7	4	29	FRANCHI	198.8	3				
6	2	VALSECCHI	267.5	6	15	BONETTI	198.3	4				
7	3	MALDONADO	267.5	8	20	PILET	197.8	3				
8	16	PARENTE	267.5	5	28	VAN LAGEN	197.8	7				
9	24	IACONELLI	267.5	8	1	KANE	197.2	3				
10	32	FUKUDA	267.5	3	10	ROSSITER	197.2	4				
11	15	BONETTI	266.3	4	6	INTOSH	196.7	5				
12	28	VAN LAGEN	266.3	7	22	SOUCEK	196.1	6				
13	29	FRANCHI	266.3	4	30	MONTANARI	196.1	3				
14	30	MONTANARI	266.3	8	32	FUKUDA	196.1	4				
15	1	KANE	264.0	4	9	MIGUEZ	194.0	5				

Weather/Track : Bright /Dry

Circuit Length - 6.9760 kilometres  
Spa  
Spa

Printed at 10:00, Friday, 28 July, 2006

© MST Systems Ltd, 2005 (www.mstworld.com)

Page 1

## 2006 World Series by Renault Qualifying 1 - Group B - Best Sector Times Report

POS	NO	SECTOR 1		SECTOR 2		SECTOR 3		IDEAL/BEST LAP COMPARISON							
		TIME	LAP	NO	TIME	LAP	NO	TIME	LAP	NO	NAME	IDEAL	BEST	LAP	DIFF
1	10	21.422	6	3	54.576	5	16	47.320	3	3	MALDONAD	2:03.929	2:04.058	5	+ 0.129
2	6	21.488	9	16	54.899	4	2	47.480	8	16	PARENTE	2:03.964	2:04.137	4	+ 0.173
3	22	21.513	6	1	55.168	5	30	47.495	8	6	INTOSH	2:04.302	2:04.356	5	+ 0.054
4	9	21.559	8	28	55.232	8	22	47.563	6	22	SOUCEK	2:04.322	2:04.322	6	+ 0.000
5	24	21.568	5	6	55.240	5	6	47.574	5	28	VAN LAGEN	2:04.559	2:04.631	4	+ 0.072
6	20	21.622	5	22	55.246	6	29	47.595	8	2	VALSECCHI	2:04.608	2:04.628	8	+ 0.020
7	3	21.650	8	20	55.377	5	10	47.617	3	30	MONTANARI	2:04.683	2:04.683	8	+ 0.000
8	28	21.652	4	32	55.420	5	28	47.675	7	10	ROSSITER	2:04.688	2:04.965	4	+ 0.277
9	2	21.655	5	2	55.473	5	3	47.703	5	20	PILET	2:04.766	2:04.886	5	+ 0.120
10	32	21.682	4	30	55.502	8	24	47.753	4	29	FRANCHI	2:04.880	2:05.123	4	+ 0.243
11	30	21.686	8	29	55.525	4	20	47.767	4	1	KANE	2:04.884	2:05.102	5	+ 0.218
12	16	21.745	5	15	55.608	4	9	47.776	5	32	FUKUDA	2:04.956	2:05.148	4	+ 0.192
13	29	21.760	8	10	55.649	5	15	47.821	4	24	IACONELLI	2:05.007	2:05.273	5	+ 0.266
14	15	21.799	4	24	55.686	5	1	47.837	3	15	BONETTI	2:05.228	2:05.228	4	+ 0.000
15	1	21.879	4	9	56.213	5	32	47.854	4	9	MIGUEZ	2:05.548	2:05.583	5	+ 0.035

'Perfect Lap' - 2:03.318

Weather/Track : Bright /Dry

Circuit Length - 6.9760 kilometres  
Spa  
Spa

Printed at 10:00, Friday, 28 July, 2006

© MST Systems Ltd, 2005 (www.mstworld.com)

Page 1

## 2006 World Series by Renault QUALIFYING 2A

POS	NO	CL	NAME	NAT	ENTRY	TIME	LAPS	GAP	KPH
1	3		Pastor MALDONADO	VEN	Draco Multiracing USA	2:03.962	7		202.59
2	22		Andy SOUCEK	ESP	Interwetten.com	2:04.267	6	0.305	202.09
3	16		Alvaro PARENTE	POR	Victory Engineering	2:04.396	7	0.434	201.88
4	10		James ROSSITER	GBR	Pons Racing	2:04.428	8	0.466	201.83
5	6		Sean McINTOSH	CAN	KTR	2:04.593	7	0.631	201.56
6	28		Jaap VAN LAGEN	NED	Comtec	2:04.628	8	0.666	201.50
7	30		Christian MONTANARI	RSM	Prema Powerteam	2:04.868	8	0.906	201.12
8	2		Davide VALSECCHI	ITA	Epsilon Euskadi	2:05.078	8	1.116	200.78
9	1		Steven KANE	GBR	Epsilon Euskadi	2:05.085	8	1.123	200.77
10	24		Carlos IACONELLI	ESP	EuroInternational	2:05.129	8	1.167	200.70
11	29		Gregory FRANCHI	BEL	Prema Powerteam	2:05.193	8	1.231	200.59
12	32		Ryo FUKUDA	JPN	Tech 1 Racing	2:05.297	8	1.335	200.43
13	20		Patrick PILET	FRA	GD Racing	2:05.349	8	1.387	200.34
14	9		Celso MIGUEZ	ESP	Pons Racing	2:06.290	8	2.328	198.85

Weather/Track: Bright / Dry

Spa  
Circuit Length = 6.9760 km.  
Start: 12:40 End: 12:55

Clerk of Course:	Stewards:	Timekeeper:
------------------	-----------	-------------

## 2006 World Series by Renault SECTOR ANALYSIS - QUALIFYING 2A

<b>1</b>	<b>Steven KANE</b>			<b>GBR</b>	<b>Epsilon Euskadi</b>			
<b>1 -</b>				X:00.000	<b>5 -</b> 21.572 267.5	55.869 195.1	47.870	2:05.311
<b>2 -</b>	23.674 245.4	1:04.873 189.9	54.880	2:23.427	<b>6 -</b> 21.638 266.3	59.339 190.9	51.462	2:12.439
<b>3 -</b>	21.777 266.3	56.113 193.5	47.827	2:05.717	<b>7 -</b> 21.672 266.3	55.894 <b>195.6</b>	47.918	2:05.484
<b>4 -</b>	21.631 265.1	55.731 194.0	47.723	<b>2:05.085</b>	<b>8 -</b> 21.542 265.1	55.908 195.1	47.933	2:05.383
<b>2</b>	<b>Davide VALSECCHI</b>			<b>ITA</b>	<b>Epsilon Euskadi</b>			
<b>1 -</b>				X:00.000	<b>5 -</b> 21.558 266.3	55.841 194.5	49.080	2:06.479
<b>2 -</b>	25.697 152.3	1:04.233 183.6	1:01.676	2:31.606	<b>6 -</b> 21.685 266.3	55.619 192.5	47.782	2:05.086
<b>3 -</b>	21.713 266.3	56.318 <b>197.2</b>	47.703	2:05.734	<b>7 -</b> 21.472 265.1	55.898 196.1	47.773	2:05.143
<b>4 -</b>	21.536 266.3	55.871 196.1	47.671	<b>2:05.078</b>	<b>8 -</b> 21.489 <b>267.5</b>	55.886 192.5	47.868	2:05.243
<b>3</b>	<b>Pastor MALDONADO</b>			<b>VEN</b>	<b>Draco Multiracing USA</b>			
<b>1 -</b>				X:00.000	<b>5 -</b> 21.549 266.3	54.684 196.7	47.749	2:03.982
<b>2 -</b>	30.538 189.1	1:10.387 173.9	52.261	2:33.186	<b>6 -</b> 25.676 227.5	1:07.544 161.0	52.110	2:25.330
<b>3 -</b>	21.703 264.0	55.351 197.8	47.620	2:04.674	<b>7 -</b> 21.560 266.3	54.753 <b>198.3</b>	51.310	2:07.623
<b>4 -</b>	21.543 265.1	54.793 196.7	47.626	<b>2:03.962</b>				
<b>6</b>	<b>Sean McINTOSH</b>			<b>CAN</b>	<b>KTR</b>			
<b>1 -</b>				X:00.000	<b>5 -</b> 21.449 267.5	55.481 194.0	47.911	2:04.841
<b>2 -</b>	23.970 261.6	57.498 192.0	58.094	2:19.562	<b>6 -</b> 21.532 265.1	55.923 194.0	47.645	2:05.100
<b>3 -</b>	21.483 267.5	55.534 193.5	47.576	<b>2:04.593</b>	<b>7 -</b> 21.484 <b>268.7</b>	55.374 <b>197.2</b>	1:34.189	2:51.047
<b>4 -</b>	21.463 266.3	56.547 196.7	47.635	2:05.645				
<b>9</b>	<b>Celso MIGUEZ</b>			<b>ESP</b>	<b>Pons Racing</b>			
<b>1 -</b>				X:00.000	<b>5 -</b> 22.005 262.8	55.970 <b>196.7</b>	48.315	<b>2:06.290</b>
<b>2 -</b>	24.529 243.4	1:02.507 144.0	54.407	2:21.443	<b>6 -</b> 21.984 262.8	56.231 194.5	48.256	2:06.471
<b>3 -</b>	22.170 261.6	56.757 196.1	48.357	2:07.284	<b>7 -</b> 21.940 <b>265.7</b>	56.197 194.5	48.267	2:06.404
<b>4 -</b>	22.019 260.5	56.013 195.6	48.434	2:06.466	<b>8 -</b> 21.891 262.8	1:02.460 176.9	48.633	2:12.984
<b>10</b>	<b>James ROSSITER</b>			<b>GBR</b>	<b>Pons Racing</b>			
<b>1 -</b>				X:00.000	<b>5 -</b> 21.635 265.1	1:02.265 189.4	48.142	2:12.042
<b>2 -</b>	23.544 240.4	1:03.913 177.7	51.263	2:18.720	<b>6 -</b> 21.735 264.0	55.438 194.0	47.601	2:04.774
<b>3 -</b>	21.774 260.5	55.455 196.7	47.891	2:05.120	<b>7 -</b> 21.658 265.1	55.376 195.1	47.555	2:04.589
<b>4 -</b>	21.680 265.1	55.434 <b>197.2</b>	47.668	2:04.782	<b>8 -</b> 21.583 <b>267.5</b>	55.090 196.7	47.755	<b>2:04.428</b>

Weather/Track: Bright / Dry

Spa  
Circuit Length = 6.9760 km.  
Start: 12:40 End: 12:55

## 2006 World Series by Renault SECTOR ANALYSIS - QUALIFYING 2A

(contd.)

<b>16</b>	<b>Alvaro PARENTE</b>			<b>POR</b>	Victory Engineering			
1 -				X:00.000	5 - 21.641 264.0	55.228 <b>198.8</b>	47.628	2:04.497
2 -	27.939 223.3	1:08.758 196.1	53.308	2:30.005	6 - 22.105 206.9	1:08.421 164.0	54.122	2:24.648
3 -	21.665 262.8	55.838 193.0	47.833	2:05.336	7 - 21.682 <b>267.5</b>	1:01.265 173.0	55.252	2:18.199
4 -	21.613 264.0	55.138 197.2	47.645	<b>2:04.396</b>				
<b>20</b>	<b>Patrick PILET</b>			<b>FRA</b>	GD Racing			
1 -				X:00.000	5 - 21.885 264.0	55.551 194.5	47.913	<b>2:05.349</b>
2 -	25.541 250.6	59.237 193.0	49.557	2:14.335	6 - 21.844 264.0	55.602 196.1	51.850	2:09.296
3 -	22.062 261.6	55.981 196.1	47.987	2:06.030	7 - 21.775 266.3	55.812 195.1	47.921	2:05.508
4 -	21.787 264.0	56.125 196.7	47.735	2:05.647	8 - 21.790 <b>268.7</b>	55.744 <b>197.8</b>	47.830	2:05.364
<b>22</b>	<b>Andy SOUCEK</b>			<b>ESP</b>	Interwetten.com			
1 -				X:00.000	4 - 21.553 264.0	55.443 196.7	47.777	2:04.773
2 -	25.508 246.4	57.400 195.1	48.214	2:11.122	5 - 26.129 182.2	1:06.049 193.0	48.167	2:20.345
3 -	21.556 <b>266.3</b>	55.207 <b>199.4</b>	47.504	<b>2:04.267</b>	6 - 21.521 265.1	55.186 197.8	47.609	2:04.316
<b>24</b>	<b>Carlos IACONELLI</b>			<b>ESP</b>	EuroInternational			
1 -				X:00.000	5 - 21.553 266.3	55.986 <b>197.2</b>	47.916	2:05.455
2 -	26.635 194.7	1:06.422 188.9	58.292	2:31.349	6 - 21.545 267.5	55.741 194.5	48.012	2:05.298
3 -	21.626 265.1	56.421 195.6	48.029	2:06.076	7 - 21.541 265.1	55.904 193.0	47.684	<b>2:05.129</b>
4 -	21.530 <b>268.7</b>	56.246 194.0	47.996	2:05.772	8 - 21.459 265.1	56.294 193.5	48.044	2:05.797
<b>28</b>	<b>Jaap VAN LAGEN</b>			<b>NED</b>	Comtec			
1 -				X:00.000	5 - 21.581 268.7	55.199 <b>196.7</b>	47.889	2:04.669
2 -	25.298 252.7	57.958 194.0	48.488	2:11.744	6 - 21.646 266.3	56.386 192.5	54.658	2:12.690
3 -	21.630 <b>272.4</b>	56.054 195.6	47.863	2:05.547	7 - 21.526 265.1	55.933 188.9	53.438	2:10.897
4 -	21.619 266.3	55.334 <b>196.7</b>	47.675	<b>2:04.628</b>	8 - 21.588 268.7	55.472 <b>196.7</b>	47.895	2:04.955
<b>29</b>	<b>Gregory FRANCHI</b>			<b>BEL</b>	Prema Powerteam			
1 -				X:00.000	5 - 21.647 266.3	56.026 196.7	47.660	2:05.333
2 -	28.387 206.2	1:02.177 188.4	56.672	2:27.236	6 - 21.611 267.5	55.714 196.7	52.430	2:09.755
3 -	21.878 264.0	56.273 197.2	47.675	2:05.826	7 - 21.721 267.5	56.253 195.6	47.778	2:05.752
4 -	21.575 265.1	55.994 <b>197.8</b>	47.958	2:05.527	8 - 21.641 <b>270.0</b>	55.692 195.1	47.860	<b>2:05.193</b>

Weather/Track: Bright / Dry

www.mstworld.com

Page 2 of 3

Spa  
Circuit Length = 6.9760 km.  
Start: 12:40 End: 12:55  
Printed - 13:19 Friday, 28 July 2006



**2006 World Series by Renault  
SECTOR ANALYSIS - QUALIFYING 2A**

(contd.)

<b>30</b>		<b>Christian MONTANARI</b>		<b>RSM</b>	<b>Prema Powerteam</b>			
<b>1 -</b>				X:00.000	<b>5 -</b> 21.702 265.1	55.577 192.5	47.589	<b>2:04.868</b>
<b>2 -</b>	24.842 227.5	1:01.846 189.9	55.485	2:22.173	<b>6 -</b> 21.737 265.1	55.840 189.9	2:08.590	<b>3:26.167</b>
<b>3 -</b>	21.866 262.8	56.191 190.9	48.059	2:06.116	<b>7 -</b> 24.169 204.8	58.818 194.0	49.060	<b>2:12.047</b>
<b>4 -</b>	21.690 265.1	55.614 181.3	47.941	2:05.245	<b>8 -</b> 21.700 264.0	55.947 194.0	47.832	<b>2:05.479</b>
<b>32</b>		<b>Ryo FUKUDA</b>		<b>JPN</b>	<b>Tech 1 Racing</b>			
<b>1 -</b>				X:00.000	<b>5 -</b> 21.494 265.1	57.663 182.2	51.269	<b>2:10.426</b>
<b>2 -</b>	25.414 238.5	1:02.027 184.1	53.026	2:20.467	<b>6 -</b> 21.638 267.5	56.980 159.6	55.965	<b>2:14.583</b>
<b>3 -</b>	21.636 265.1	56.724 193.5	48.183	2:06.543	<b>7 -</b> 21.607 265.1	56.304 194.0	47.942	<b>2:05.853</b>
<b>4 -</b>	21.517 270.0	55.948 193.0	47.832	<b>2:05.297</b>	<b>8 -</b> 21.662 266.3	56.287 195.1	47.935	<b>2:05.884</b>

Weather/Track: Bright / Dry

www.mstworld.com

Page 3 of 3

Spa  
Circuit Length = 6.9760 km.  
Start: 12:40 End: 12:55  
Printed - 13:19 Friday, 28 July 2006

## 2006 World Series by Renault Qualifying 2A - Best Sector Speeds Report

SECTOR 1				SECTOR 2			SECTOR 3					
POS	NO	NAME	SPEED	LAP	NO	NAME	SPEED	LAP	NO	NAME	SPEED	LAP
1	28	VAN LAGEN	272.4	3	22	SOUCEK	199.4	3				
2	29	FRANCHI	270.0	8	16	PARENTE	198.8	5				
3	32	FUKUDA	270.0	4	3	MALDONADO	198.3	7				
4	6	INTOSH	268.7	7	20	PILET	197.8	8				
5	20	PILET	268.7	8	29	FRANCHI	197.8	4				
6	24	IACONELLI	268.7	4	2	VALSECCHI	197.2	3				
7	1	KANE	267.5	5	6	INTOSH	197.2	7				
8	2	VALSECCHI	267.5	8	10	ROSSITER	197.2	4				
9	10	ROSSITER	267.5	8	24	IACONELLI	197.2	5				
10	16	PARENTE	267.5	7	9	MIGUEZ	196.7	5				
11	3	MALDONADO	266.3	5	28	VAN LAGEN	196.7	4				
12	22	SOUCEK	266.3	3	1	KANE	195.6	7				
13	9	MIGUEZ	265.1	7	32	FUKUDA	195.1	8				
14	30	MONTANARI	265.1	4	30	MONTANARI	194.0	7				

Weather/Track : Bright / Dry

Circuit Length - 6.9760 kilometres  
Spa  
Spa

Printed at 13:25, Friday, 28 July, 2006

© MST Systems Ltd, 2005 ([www.mstworld.com](http://www.mstworld.com))

Page 1

## 2006 World Series by Renault Qualifying 2A - Best Sector Times Report

POS	SECTOR 1			SECTOR 2			SECTOR 3			NO	NAME	IDEAL/BEST LAP COMPARISON			DIFF
	NO	TIME	LAP	NO	TIME	LAP	NO	TIME	LAP			IDEAL	BEST	LAP	
1	6	21.449	5	3	54.684	5	22	47.504	3	3	MALDONAD	2:03.847	2:03.962	4	+ 0.115
2	24	21.459	8	10	55.090	8	10	47.555	7	22	SOUCEK	2:04.211	2:04.267	3	+ 0.056
3	2	21.472	7	16	55.138	4	6	47.576	3	10	ROSSITER	2:04.228	2:04.428	8	+ 0.200
4	32	21.494	5	22	55.186	6	30	47.589	5	16	PARENTE	2:04.379	2:04.396	4	+ 0.017
5	22	21.521	6	28	55.199	5	3	47.620	3	6	INTOSH	2:04.399	2:04.593	3	+ 0.194
6	28	21.526	7	6	55.374	7	16	47.628	5	28	VAN LAGEN	2:04.400	2:04.628	4	+ 0.228
7	1	21.542	8	20	55.551	5	29	47.660	5	2	VALSECCHI	2:04.762	2:05.078	4	+ 0.316
8	3	21.543	4	30	55.577	5	2	47.671	4	30	MONTANARI	2:04.856	2:04.868	5	+ 0.012
9	29	21.575	4	2	55.619	6	28	47.675	4	24	IACONELLI	2:04.884	2:05.129	7	+ 0.245
10	10	21.583	8	29	55.692	8	24	47.684	7	29	FRANCHI	2:04.927	2:05.193	8	+ 0.266
11	16	21.613	4	1	55.731	4	1	47.723	4	1	KANE	2:04.996	2:05.085	4	+ 0.089
12	30	21.690	4	24	55.741	6	20	47.735	4	20	PILET	2:05.061	2:05.349	5	+ 0.288
13	20	21.775	7	32	55.948	4	32	47.832	4	32	FUKUDA	2:05.274	2:05.297	4	+ 0.023
14	9	21.891	8	9	55.970	5	9	48.256	6	9	MIGUEZ	2:06.117	2:06.290	5	+ 0.173

'Perfect Lap' - 2:03.637

Weather/Track : Bright / Dry

Circuit Length - 6.9760 kilometres  
Spa  
Spa

Printed at 13:25, Friday, 28 July, 2006

© MST Systems Ltd, 2005 (www.mstworld.com)

Page 1

## 2006 World Series by Renault QUALIFYING 2b

POS	NO	CL	NAME	NAT	ENTRY	TIME	LAPS	GAP	KPH
1	25		<b>Borja GARCIA</b>	<b>ESP</b>	RC Motorsport	2:04.057	7		202.43
2	8		<b>Sebastian VETTEL</b>	<b>GER</b>	Carlin Motorsport	2:04.200	8	0.143	202.20
3	27		<b>Alx DANIELSSON</b>	<b>SWE</b>	Comtec	2:04.215	7	0.158	202.17
4	21		<b>Eric SALIGNON</b>	<b>FRA</b>	Interwetten.com	2:04.229	7	0.172	202.15
5	7		<b>Michael ALESHIN</b>	<b>RUS</b>	Carlin Motorsport	2:04.319	6	0.262	202.00
6	23		<b>Milos PAVLOVIC</b>	<b>SCG</b>	EuroInternational	2:04.362	7	0.305	201.93
7	4		<b>Tomas KOSTKA</b>	<b>CZE</b>	Draco Multiracing USA	2:04.431	7	0.374	201.82
8	31		<b>Marco BONANOMI</b>	<b>ITA</b>	Tech 1 Racing	2:04.653	8	0.596	201.46
9	11		<b>Ben HANLEY</b>	<b>GBR</b>	Cram Competition	2:04.786	7	0.729	201.25
10	5		<b>Robbie KERR</b>	<b>GBR</b>	KTR	2:04.787	8	0.730	201.25
11	14		<b>Alvaro BARBA LOPEZ</b>	<b>ESP</b>	Jenzer Motorsport	2:04.926	7	0.869	201.02
12	18		<b>Hayanari SHIMODA</b>	<b>JPN</b>	Victory Engineering	2:05.352	8	1.295	200.34
13	26		<b>Bruce JOUANNY</b>	<b>FRA</b>	RC Motorsport	2:05.544	7	1.487	200.03
14	19		<b>Matteo MENEGHELLO</b>	<b>ITA</b>	GD Racing	2:06.059	8	2.002	199.22
15	12		<b>Pasquale Di SABATINO</b>	<b>ITA</b>	Cram Competition	2:06.241	7	2.184	198.93

Weather/Track: Bright / Dry

Spa-Francorchamps  
Circuit Length = 6.9760 km.  
Start: 13:00 End: 13:15

Clerk of Course:	Stewards:	Timekeeper:
------------------	-----------	-------------

## 2006 World Series by Renault SECTOR ANALYSIS - QUALIFYING 2b

<b>4</b>	<b>Tomas KOSTKA</b>			<b>CZE</b>	<b>Draco Multiracing USA</b>			
<b>1 -</b>				X:00.000	<b>5 -</b> 21.467 <i>268.7</i>	55.837 196.1	47.728	2:05.032
<b>2 -</b>	26.738 214.4	1:07.211 188.4	53.768	2:27.717	<b>6 -</b> 25.042 211.3	1:04.098 191.4	53.160	2:22.300
<b>3 -</b>	21.564 266.3	56.505 <i>198.8</i>	47.893	2:05.962	<b>7 -</b> 21.493 266.3	<i>55.320 198.8</i>	<i>47.618</i>	<b>2:04.431</b>
<b>4 -</b>	21.487 265.1	55.754 196.1	47.751	2:04.992				
<b>5</b>	<b>Robbie KERR</b>			<b>GBR</b>	<b>KTR</b>			
<b>1 -</b>				X:00.000	<b>5 -</b> 21.916 261.6	<i>55.269 198.8</i>	<i>47.602</i>	<b>2:04.787</b>
<b>2 -</b>	28.002 252.7	1:01.312 186.0	52.166	2:21.480	<b>6 -</b> 21.880 261.6	55.816 198.3	48.097	2:05.793
<b>3 -</b>	<i>21.829</i> 260.5	1:14.903 180.0	49.303	2:26.035	<b>7 -</b> 21.869 260.5	56.111 165.8	53.860	2:11.840
<b>4 -</b>	21.902 <i>262.8</i>	55.776 198.3	47.641	2:05.319	<b>8 -</b> 21.851 261.6	58.042 172.2	52.333	2:12.226
<b>7</b>	<b>Michael ALESHIN</b>			<b>RUS</b>	<b>Carlin Motorsport</b>			
<b>1 -</b>				X:00.000	<b>4 -</b> <i>21.745</i> 264.0	55.140 <i>193.5</i>	<i>47.703</i>	2:04.588
<b>2 -</b>	24.608 248.5	59.382 <i>193.5</i>	50.186	2:14.176	<b>5 -</b> 21.748 264.0	<i>54.718</i> 192.5	47.853	<b>2:04.319</b>
<b>3 -</b>	21.780 <i>265.1</i>		1:45.450	2:07.230	<b>6 -</b> 21.802 250.6	1:01.329 191.4	48.582	2:11.713
<b>8</b>	<b>Sebastian VETTEL</b>			<b>GER</b>	<b>Carlin Motorsport</b>			
<b>1 -</b>				X:00.000	<b>5 -</b> 21.921 <i>261.6</i>	54.602 196.1	<i>47.677</i>	<b>2:04.200</b>
<b>2 -</b>	24.620 221.6	59.253 192.5	48.711	2:12.584	<b>6 -</b> 21.932 <i>261.6</i>	54.716 196.1	47.705	2:04.353
<b>3 -</b>	22.009 260.5	55.106 196.7	47.689	2:04.804	<b>7 -</b> 21.886 258.2	<i>54.473 197.2</i>	47.842	2:04.201
<b>4 -</b>	21.972 <i>261.6</i>	54.702 194.5	47.832	2:04.506	<b>8 -</b> 21.882 <i>261.6</i>	54.719 196.1	49.536	2:06.137
<b>11</b>	<b>Ben HANLEY</b>			<b>GBR</b>	<b>Cram Competition</b>			
<b>1 -</b>				X:00.000	<b>5 -</b> 21.578 266.3	55.439 196.7	<i>47.769</i>	<b>2:04.786</b>
<b>2 -</b>	27.935 234.7	59.184 196.7	48.628	2:15.747	<b>6 -</b> <i>21.537 268.7</i>	58.189 191.4	2:54.278	4:14.004
<b>3 -</b>	21.707 264.0	55.743 <i>198.8</i>	47.787	2:05.237	<b>7 -</b> 22.297 262.8	56.199 194.0	49.923	2:08.419
<b>4 -</b>	21.612 266.3	<i>55.435</i> 197.8	47.809	2:04.856				
<b>12</b>	<b>Pasquale Di SABATINO</b>			<b>ITA</b>	<b>Cram Competition</b>			
<b>1 -</b>				X:00.000	<b>5 -</b> 21.653 266.3	56.750 195.6	48.111	2:06.514
<b>2 -</b>	27.698 216.7	1:03.441 187.0	50.891	2:22.030	<b>6 -</b> 22.301 198.6	1:11.722 186.0	48.907	2:22.930
<b>3 -</b>	21.669 266.3	57.203 196.7	48.090	2:06.962	<b>7 -</b> <i>21.562</i> 265.1	1:01.581 173.9	49.007	2:12.150
<b>4 -</b>	21.617 <i>267.5</i>	<i>56.592 197.2</i>	<i>48.032</i>	<b>2:06.241</b>				

Weather/Track: Bright / Dry

Spa-Francorchamps  
Circuit Length = 6.9760 km.  
Start: 13:00 End: 13:15

## 2006 World Series by Renault SECTOR ANALYSIS - QUALIFYING 2b

(contd.)

<b>14</b>	<b>Alvaro BARBA LOPEZ</b>			<b>ESP</b>	<b>Jenzer Motorsport</b>			
1 -				X:00.000	5 - 21.478 268.7	56.013 192.5	49.647	2:07.138
2 -	26.678 184.4	1:05.279 180.4	53.525	2:25.482	6 - 21.576 266.3	55.820 197.2	47.848	2:05.244
3 -	22.063 266.3	55.843 200.0	47.805	2:05.711	7 - 21.519 266.3	56.016 192.0	47.727	2:05.262
4 -	21.549 266.3	55.608 197.8	47.769	<b>2:04.926</b>				
<b>18</b>	<b>Hayanari SHIMODA</b>			<b>JPN</b>	<b>Victory Engineering</b>			
1 -				X:00.000	5 - 21.972 261.6	59.262 189.4	48.531	2:09.765
2 -	25.978 239.5	1:00.540 190.4	49.407	2:15.925	6 - 21.997 260.5	1:00.705 191.4	48.219	2:10.921
3 -	22.097 256.0	56.368 192.5	48.141	2:06.606	7 - 21.987 257.1	57.192 194.5	48.332	2:07.511
4 -	21.940 260.5	55.329 192.5	48.083	<b>2:05.352</b>	8 - 22.058 258.2	55.738 193.0	48.480	2:06.276
<b>19</b>	<b>Matteo MENEGHELLO</b>			<b>ITA</b>	<b>GD Racing</b>			
1 -				X:00.000	5 - 21.837 264.0	56.061 192.5	48.161	<b>2:06.059</b>
2 -	28.630 200.6	1:02.765 192.5	50.786	2:22.181	6 - 21.850 265.1	1:06.631 197.2	49.198	2:17.679
3 -	22.005 262.8	57.440 191.4	48.390	2:07.835	7 - 21.794 266.3	55.983 196.1	48.441	2:06.218
4 -	21.888 266.3	56.059 194.5	48.236	2:06.183	8 - 21.839 264.0	56.133 190.9	48.626	2:06.598
<b>21</b>	<b>Eric SALIGNON</b>			<b>FRA</b>	<b>Interwetten.com</b>			
1 -				X:00.000	5 - 21.726 271.2	55.010 192.0	47.924	2:04.660
2 -	26.003 225.8	1:01.600 177.3	54.995	2:22.598	6 - 21.687 267.5	54.854 193.0	47.688	<b>2:04.229</b>
3 -	21.923 266.3	55.603 196.7	47.752	2:05.278	7 - 21.715 262.8	55.206 190.9	47.965	2:04.886
4 -	21.737 264.0	55.019 196.7	47.856	2:04.612				
<b>23</b>	<b>Milos PAVLOVIC</b>			<b>SCG</b>	<b>EuroInternational</b>			
1 -				X:00.000	5 - 21.657 267.5	55.242 197.8	47.913	2:04.812
2 -	24.834 257.1	1:05.672 192.0	51.608	2:22.114	6 - 21.618 266.3	55.001 197.2	47.830	2:04.449
3 -	21.740 264.0	55.329 200.0	47.772	2:04.841	7 - 21.623 266.3	1:16.651 173.9	53.648	2:31.922
4 -	21.673 267.5	54.984 197.8	47.705	<b>2:04.362</b>				
<b>25</b>	<b>Borja GARCIA</b>			<b>ESP</b>	<b>RC Motorsport</b>			
1 -				X:00.000	5 - 21.631 268.7	54.844 198.3	47.582	<b>2:04.057</b>
2 -	27.077 246.4	59.735 192.5	48.628	2:15.440	6 - 21.639 266.3	54.826 194.5	50.462	2:06.927
3 -	21.710 264.0	54.959 199.4	47.727	2:04.396	7 - 26.849 212.1	1:02.140 151.2	49.308	2:18.297
4 -	21.637 268.7	55.038 196.7	47.693	2:04.368				

Weather/Track: Bright / Dry

Spa-Francorchamps  
Circuit Length = 6.9760 km.  
Start: 13:00 End: 13:15

## 2006 World Series by Renault SECTOR ANALYSIS - QUALIFYING 2b

(contd.)

<b>26</b>	<b>Bruce JOUANNY</b>				<b>FRA</b>	<b>RC Motorsport</b>			
<b>1 -</b>				X:00.000	<b>5 -</b>	21.816 <i>266.3</i>	<i>55.573</i> 193.0	48.505	<b>2:05.894</b>
<b>2 -</b>	26.767 225.0	1:03.939 187.5	49.588	2:20.294	<b>6 -</b>	<i>21.776</i> 265.1	1:02.951 189.4	49.321	<b>2:14.048</b>
<b>3 -</b>	22.567 259.3	57.785 195.6	48.418	2:08.770	<b>7 -</b>	21.785 262.8	55.814 196.1	48.109	<b>2:05.708</b>
<b>4 -</b>	21.919 265.1	55.697 <i>197.8</i>	<i>47.928</i>	<b>2:05.544</b>					
<b>27</b>	<b>Aix DANIELSSON</b>				<b>SWE</b>	<b>Comtec</b>			
<b>1 -</b>				X:00.000	<b>5 -</b>	21.487 264.0	55.226 <i>198.8</i>	47.530	<b>2:04.243</b>
<b>2 -</b>	28.721 240.4	1:06.789 190.9	53.810	2:29.320	<b>6 -</b>	21.497 265.1	59.749 189.9	49.368	<b>2:10.614</b>
<b>3 -</b>	21.546 <i>267.5</i>	55.224 196.1	<i>47.445</i>	<b>2:04.215</b>	<b>7 -</b>	<i>21.467</i> 265.1	55.194 191.4	47.565	<b>2:04.226</b>
<b>4 -</b>	21.533 265.1	<i>55.068</i> 194.0	47.895	2:04.496					
<b>31</b>	<b>Marco BONANOMI</b>				<b>ITA</b>	<b>Tech 1 Racing</b>			
<b>1 -</b>				X:00.000	<b>5 -</b>	21.569 266.3	<i>55.299</i> 194.0	47.785	<b>2:04.653</b>
<b>2 -</b>	26.125 220.0	59.441 195.6	52.055	2:17.621	<b>6 -</b>	21.563 264.0	57.613 190.9	49.472	<b>2:08.648</b>
<b>3 -</b>	21.522 265.1	55.727 <i>200.0</i>	<i>47.647</i>	2:04.896	<b>7 -</b>	<i>21.492</i> 266.3	55.896 193.0	47.849	<b>2:05.237</b>
<b>4 -</b>	21.530 <i>270.0</i>	55.384 198.3	47.855	2:04.769	<b>8 -</b>	21.593 264.0	1:05.628 143.1	55.658	<b>2:22.879</b>

Weather/Track: Bright / Dry

www.mstworld.com

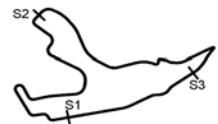
Page 3 of 3

Spa-Francorchamps  
Circuit Length = 6.9760 km.  
Start: 13:00 End: 13:15

Printed - 13:23 Friday, 28 July 2006

## 2006 World Series by Renault Qualifying 2b - Best Sector Speeds Report

POS	SECTOR 1			SECTOR 2			SECTOR 3		
	NO	NAME	SPEED	LAP	NO	NAME	SPEED	LAP	NO SPEED TRAP AVAILABLE
1	21	SALIGNON	271.2	5	14	BARBA LOPEZ	200.0	3	
2	31	BONANOMI	270.0	4	23	PAVLOVIC	200.0	3	
3	4	KOSTKA	268.7	5	31	BONANOMI	200.0	3	
4	11	HANLEY	268.7	6	25	GARCIA	199.4	3	
5	14	BARBA LOPEZ	268.7	5	4	KOSTKA	198.8	3	
6	25	GARCIA	268.7	4	5	KERR	198.8	5	
7	12	SABATINO	267.5	4	11	HANLEY	198.8	3	
8	23	PAVLOVIC	267.5	4	27	DANIELSSON	198.8	5	
9	27	DANIELSSON	267.5	3	26	JOUANNY	197.8	4	
10	19	MENEGHELLO	266.3	4	8	VETTEL	197.2	7	
11	26	JOUANNY	266.3	5	12	SABATINO	197.2	4	
12	7	ALESHIN	265.1	3	19	MENEGHELLO	197.2	6	
13	5	KERR	262.8	4	21	SALIGNON	196.7	3	
14	8	VETTEL	261.6	4	18	SHIMODA	194.5	7	
15	18	SHIMODA	261.6	5	7	ALESHIN	193.5	2	



Circuit Length - 6.9460 kilometres  
Spa-Francorchamps  
Spa

Weather/Track : Bright / Dry

Printed at 13:28, Friday, 28 July, 2006

© MST Systems Ltd, 2005 (www.mstworld.com)

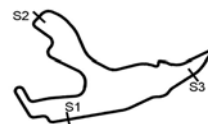
Page 1



## 2006 World Series by Renault Qualifying 2b - Best Sector Times Report

POS	SECTOR 1			SECTOR 2			SECTOR 3			NAME	IDEAL/BEST LAP COMPARISON			DIFF	
	NO	TIME	LAP	NO	TIME	LAP	NO	TIME	LAP		NO	IDEAL	BEST		LAP
1	4	21.467	5	8	54.473	7	27	47.445	3	27	DANIELSSO	2:03.980	2:04.215	3	+ 0.235
2	27	21.467	7	7	54.718	5	25	47.582	5	8	VETTEL	2:04.032	2:04.200	5	+ 0.168
3	14	21.478	5	25	54.826	6	5	47.602	5	25	GARCIA	2:04.039	2:04.057	5	+ 0.018
4	31	21.492	7	21	54.854	6	4	47.618	7	7	ALESHIN	2:04.166	2:04.319	5	+ 0.153
5	11	21.537	6	23	54.984	4	31	47.647	3	21	SALIGNON	2:04.229	2:04.229	6	+ 0.000
6	12	21.562	7	27	55.068	4	8	47.677	5	23	PAVLOVIC	2:04.307	2:04.362	4	+ 0.055
7	23	21.618	6	5	55.269	5	21	47.688	6	4	KOSTKA	2:04.405	2:04.431	7	+ 0.026
8	25	21.631	5	31	55.299	5	7	47.703	4	31	BONANOMI	2:04.438	2:04.653	5	+ 0.215
9	21	21.687	6	4	55.320	7	23	47.705	4	5	KERR	2:04.700	2:04.787	5	+ 0.087
10	7	21.745	4	18	55.329	4	14	47.727	7	11	HANLEY	2:04.741	2:04.786	5	+ 0.045
11	26	21.776	6	11	55.435	4	11	47.769	5	14	BARBA LOPE	2:04.813	2:04.926	4	+ 0.113
12	19	21.794	7	26	55.573	5	26	47.928	4	26	JOUANNY	2:05.277	2:05.544	4	+ 0.267
13	5	21.829	3	14	55.608	4	12	48.032	4	18	SHIMODA	2:05.352	2:05.352	4	+ 0.000
14	8	21.882	8	19	55.983	7	18	48.083	4	19	MENEGHELL	2:05.938	2:06.059	5	+ 0.121
15	18	21.940	4	12	56.592	4	19	48.161	5	12	SABATINO	2:06.186	2:06.241	4	+ 0.055

'Perfect Lap' - 2:03.385



Circuit Length - 6.9460 kilometres  
Spa-Francorchamps  
Spa

Printed at 13:27, Friday, 28 July, 2006

© MST Systems Ltd, 2005 (www.mstworld.com)

Page 1

# 2006 World Series by Renault GRID - RACE 1

ROW 15	15	BONETTI	12	SABATINO
ROW 14	9	MIGUEZ	31	BONANOMI
ROW 13	24	IACONELLI	18	SHIMODA
ROW 12	32	FUKUDA	19	MENEGHELLO
ROW 11	29	FRANCHI	26	JOUANNY
ROW 10	1	KANE	21	SALIGNON
ROW 9	10	ROSSITER	11	HANLEY
ROW 8	20	PILET	5	KERR
ROW 7	30	MONTANARI	7	ALESHIN
ROW 6	28	VAN LAGEN	25	GARCIA
ROW 5	2	VALSECCHI	14	BARBA LOPEZ
ROW 4	6	McINTOSH	4	KOSTKA
ROW 3	22	SOUCEK	27	DANIELSSON
ROW 2	16	PARENTE	8	VETTEL
ROW 1	3	MALDONADO	23	PAVLOVIC

**POLE**



Weather / Track : Cloudy / Dry

Spa  
Circuit Length = 6.9760 km.

Clerk of Course:

Stewards:

Timekeeper:

## 2006 World Series by Renault CLASSIFICATION RACE 1

POS	NO	CL	NAME	NAT	ENTRY	TIME	LAPS	GAP	KPH	BEST
1	3		Pastor MALDONADO	VEN	Draco Multiracing USA	35:08.921	11		130.99	2:25.505
2	6		Sean McINTOSH	CAN	KTR	35:13.106	11	4.185	130.73	2:27.042
3	22		Andy SOUCEK	ESP	Interwetten.com	35:14.902	11	5.981	130.62	2:27.524
4	25		Borja GARCIA	ESP	RC Motorsport	35:18.071	11	9.150	130.42	2:28.199
5	28		Jaap VAN LAGEN	NED	Comtec	35:18.579	11	9.658	130.39	2:28.166
6	14		Alvaro BARBA LOPEZ	ESP	Jenzer Motorsport	35:19.439	11	10.518	130.34	2:28.389
7	30		Christian MONTANARI	RSM	Prema Powerteam	35:19.752	11	10.831	130.32	2:28.316
8	2		Davide VALSECCHI	ITA	Epsilon Euskadi	35:20.306	11	11.385	130.28	2:27.803
9	21		Eric SALIGNON	FRA	Interwetten.com	35:22.513	11	13.592	130.15	2:28.015
10	1		Steven KANE	GBR	Epsilon Euskadi	35:25.252	11	16.331	129.98	2:29.277
11	31		Marco BONANOMI	ITA	Tech 1 Racing	35:27.261	11	18.340	129.86	2:28.912
12	24		Carlos IACONELLI	ESP	EuroInternational	35:29.895	11	20.974	129.70	2:29.506
13	15		Alessandro BONETTI	ITA	Jenzer Motorsport	35:30.928	11	22.007	129.63	2:29.721
14	32		Ryo FUKUDA	JPN	Tech 1 Racing	35:34.684	11	25.763	129.41	2:30.945
15	9		Celso MIGUEZ	ESP	Pons Racing	35:35.430	11	26.509	129.36	2:30.465
16	18		Hayanari SHIMODA	JPN	Victory Engineering	35:36.407	11	27.486	129.30	2:30.324
17	23		Milos PAVLOVIC	SCG	EuroInternational	35:37.733	11	28.812	129.22	2:30.728
18	12		Pasquale Di SABATINO	ITA	Cram Competition	35:39.521	11	30.600	129.11	2:31.512
19	19		Matteo MENEGHELLO	ITA	GD Racing	35:46.502	11	37.581	128.69	2:32.781
20	29		Gregory FRANCHI	BEL	Prema Powerteam	35:46.816	11	37.895	128.67	2:29.670
21	4		Tomas KOSTKA	CZE	Draco Multiracing USA	30:20.466	9	2 LAPS	124.15	2:30.718
22	20		Patrick PILET	FRA	GD Racing	30:25.756	9	2 LAPS	123.79	2:32.625
23	5		Robbie KERR	GBR	KTR	30:25.947	9	2 LAPS	123.78	2:30.420

### NOT CLASSIFIED

16			Alvaro PARENTE	POR	Victory Engineering	27:58.267	7	D.N.F.	104.74	2:39.202
26			Bruce JOUANNY	FRA	RC Motorsport	21:20.929	6	D.N.F.	117.63	2:33.057
8			Sebastian VETTEL	GER	Carlin Motorsport	13:20.576	4	D.N.F.	125.47	2:31.040
27			Aix DANIELSSON	SWE	Comtec	13:22.243	4	D.N.F.	125.21	2:31.464
11			Ben HANLEY	GBR	Cram Competition	11:03.009	3	D.N.F.	113.63	2:36.746
10			James ROSSITER	GBR	Pons Racing	11:03.461	3	D.N.F.	113.55	2:36.222

### FASTEST LAP

3			Pastor MALDONADO		Draco Multiracing USA	2:25.505	11	172.59kph	107.24mph	
---	--	--	------------------	--	-----------------------	----------	----	-----------	-----------	--

Weather/Track: Bright / Wet  
Car 7 excluded - Article 24.4 refers

Spa-Francorchamps  
Circuit Length = 6.9760 km.  
Start: 17:24 End: 17:59

Clerk of Course:	Stewards:	Timekeeper:
------------------	-----------	-------------

## 2006 World Series by Renault CLASSIFICATION RACE 1 - AMENDED

POS	NO	CL	NAME	NAT	ENTRY	TIME	LAPS	GAP	KPH	BEST
1	3		Pastor MALDONADO	VEN	Draco Multiracing USA	35:08.921	11		130.99	2:25.505
2	6		Sean McINTOSH	CAN	KTR	35:13.106	11	4.185	130.73	2:27.042
3	22		Andy SOUCEK	ESP	Interwetten.com	35:14.902	11	5.981	130.62	2:27.524
4	25		Borja GARCIA	ESP	RC Motorsport	35:18.071	11	9.150	130.42	2:28.199
5	28		Jaap VAN LAGEN	NED	Comtec	35:18.579	11	9.658	130.39	2:28.166
6	14		Alvaro BARBA LOPEZ	ESP	Jenzer Motorsport	35:19.439	11	10.518	130.34	2:28.389
7	30		Christian MONTANARI	RSM	Prema Powerteam	35:19.752	11	10.831	130.32	2:28.316
8	2		Davide VALSECCHI	ITA	Epsilon Euskadi	35:20.306	11	11.385	130.28	2:27.803
9	21		Eric SALIGNON	FRA	Interwetten.com	35:22.513	11	13.592	130.15	2:28.015
10	1		Steven KANE	GBR	Epsilon Euskadi	35:25.252	11	16.331	129.98	2:29.277
11	24		Carlos IACONELLI	ESP	EuroInternational	35:29.895	11	20.974	129.70	2:29.506
12	32		Ryo FUKUDA	JPN	Tech 1 Racing	35:34.684	11	25.763	129.41	2:30.945
13	9		Celso MIGUEZ	ESP	Pons Racing	35:35.430	11	26.509	129.36	2:30.465
14	18		Hayanari SHIMODA	JPN	Victory Engineering	35:36.407	11	27.486	129.30	2:30.324
15	23		Milos PAVLOVIC	SCG	EuroInternational	35:37.733	11	28.812	129.22	2:30.728
16	12		Pasquale Di SABATINO	ITA	Cram Competition	35:39.521	11	30.600	129.11	2:31.512
17	19		Matteo MENEGHELLO	ITA	GD Racing	35:46.502	11	37.581	128.69	2:32.781
18	29		Gregory FRANCHI	BEL	Prema Powerteam	35:46.816	11	37.895	128.67	2:29.670
19	15		Alessandro BONETTI	ITA	Jenzer Motorsport	35:55.928	11	47.007	128.13	2:29.721
20	4		Tomas KOSTKA	CZE	Draco Multiracing USA	30:20.466	9	2 LAPS	124.15	2:30.718
21	20		Patrick PILET	FRA	GD Racing	30:25.756	9	2 LAPS	123.79	2:32.625
22	5		Robbie KERR	GBR	KTR	30:25.947	9	2 LAPS	123.78	2:30.420

### NOT CLASSIFIED

16			Alvaro PARENTE	POR	Victory Engineering	27:58.267	7	D.N.F.	104.74	2:39.202
26			Bruce JOUANNY	FRA	RC Motorsport	21:20.929	6	D.N.F.	117.63	2:33.057
8			Sebastian VETTEL	GER	Carlin Motorsport	13:20.576	4	D.N.F.	125.47	2:31.040
27			Alx DANIELSSON	SWE	Comtec	13:22.243	4	D.N.F.	125.21	2:31.464
11			Ben HANLEY	GBR	Cram Competition	11:03.009	3	D.N.F.	113.63	2:36.746
10			James ROSSITER	GBR	Pons Racing	11:03.461	3	D.N.F.	113.55	2:36.222

### FASTEST LAP

3			Pastor MALDONADO		Draco Multiracing USA	2:25.505	11	172.59kph	107.24mph	
---	--	--	------------------	--	-----------------------	----------	----	-----------	-----------	--

Weather/Track: Bright / Wet; Car 15 - 25 sec penalty - Stewards decision 5 refers  
Car 7 excluded - Article 24.4 refers; Car 31 excluded - Stewards decision 6 refers

Spa  
Circuit Length = 6.9760 km.  
Start: 17:24 End: 17:59

Clerk of Course:	Stewards:	Timekeeper:
------------------	-----------	-------------

## 2006 World Series by Renault SECTOR ANALYSIS - RACE 1

<b>1</b>	<b>Steven KANE</b>			<b>GBR</b>	<b>Epsilon Euskadi</b>				
<b>1</b>	1:30.647 142.4	1:36.420 129.0	1:29.396	<b>4:36.463</b>	<b>7 -</b> 23.960 <b>252.7</b>	1:14.151 138.7	1:07.278	<b>2:45.389</b>	
<b>2</b>	44.945 125.0	1:37.436 133.8	1:31.852	<b>3:54.233</b>	<b>8 -</b> 41.185 143.1	1:40.632 140.3	1:27.392	<b>3:49.209</b>	
<b>3</b>	24.247 212.9	1:11.235 171.0	57.852	<b>2:33.334</b>	<b>9 -</b> 23.690 234.7	1:12.013 166.6	56.245	<b>2:31.948</b>	
<b>4</b>	25.111 222.4	1:10.779 <b>172.2</b>	55.649	<b>2:31.539</b>	<b>10 -</b> 23.345 243.4	1:10.399 171.4	<b>55.550</b>	<b>2:29.294</b>	
<b>5</b>	27.481 159.2	1:13.392 168.6	1:33.227	<b>3:14.100</b>	<b>11 -</b> <b>23.106 252.7</b>	<b>1:09.722</b> 171.0	56.449	<b>2:29.277</b>	
<b>6</b>	1:14.649 115.7	1:52.128 110.4	1:23.689	<b>4:30.466</b>					
<b>2</b>	<b>Davide VALSECCHI</b>			<b>ITA</b>	<b>Epsilon Euskadi</b>				
<b>1</b>	1:16.877 133.1	1:40.517 122.4	1:29.242	<b>4:26.636</b>	<b>7 -</b> 24.159 230.2	1:13.706 163.6	1:06.745	<b>2:44.610</b>	
<b>2</b>	40.468 132.5	1:44.563 98.9	1:31.044	<b>3:56.075</b>	<b>8 -</b> 40.334 160.1	1:41.479 104.3	1:28.315	<b>3:50.128</b>	
<b>3</b>	25.081 244.4	1:11.774 168.2	56.754	<b>2:33.609</b>	<b>9 -</b> 23.654 <b>257.1</b>	1:13.025 <b>174.3</b>	55.106	<b>2:31.785</b>	
<b>4</b>	24.528 216.0	1:15.907 172.2	55.931	<b>2:36.366</b>	<b>10 -</b> 23.337 223.3	<b>1:10.291</b> 173.9	55.091	<b>2:28.719</b>	
<b>5</b>	26.454 210.6	1:13.692 167.0	1:32.684	<b>3:12.830</b>	<b>11 -</b> <b>22.780</b> 228.4	1:10.623 173.9	<b>54.400</b>	<b>2:27.803</b>	
<b>6</b>	1:12.382 85.5	1:55.277 95.3	1:24.086	<b>4:31.745</b>					
<b>3</b>	<b>Pastor MALDONADO</b>			<b>VEN</b>	<b>Draco Multiracing USA</b>				
<b>1</b>	1:06.303 117.6	1:44.319 107.7	1:28.023	<b>4:18.645</b>	<b>7 -</b> 24.216 249.5	1:09.369 150.0	1:08.647	<b>2:42.232</b>	
<b>2</b>	39.112 146.3	1:46.739 128.3	1:33.544	<b>3:59.395</b>	<b>8 -</b> 38.684 155.4	1:43.312 105.2	1:30.540	<b>3:52.536</b>	
<b>3</b>	24.741 245.4	1:10.806 163.2	55.848	<b>2:31.395</b>	<b>9 -</b> 24.389 251.6	1:08.808 <b>171.4</b>	55.032	<b>2:28.229</b>	
<b>4</b>	24.653 250.6	1:10.107 166.2	54.853	<b>2:29.613</b>	<b>10 -</b> 23.446 <b>252.7</b>	1:08.805 167.0	54.319	<b>2:26.570</b>	
<b>5</b>	23.967 <b>252.7</b>	1:15.759 131.8	1:39.912	<b>3:19.638</b>	<b>11 -</b> <b>23.414</b> 250.6	<b>1:07.811</b> 170.6	<b>54.280</b>	<b>2:25.505</b>	
<b>6</b>	1:11.547 76.0	1:57.059 104.1	1:26.557	<b>4:35.163</b>					
<b>4</b>	<b>Tomas KOSTKA</b>			<b>CZE</b>	<b>Draco Multiracing USA</b>				
<b>1</b>	1:12.254 147.0	1:42.705 120.8	1:28.370	<b>4:23.329</b>	<b>6 -</b> 1:11.872 75.8	1:56.552 94.2	1:25.185	<b>4:33.609</b>	
<b>2</b>	39.626 104.0	1:46.193 91.2	1:31.309	<b>3:57.128</b>	<b>7 -</b> <b>25.228</b> 205.5	1:11.796 163.2	1:06.493	<b>2:43.517</b>	
<b>3</b>	25.524 215.2	1:12.325 166.6	57.107	<b>2:34.956</b>	<b>8 -</b> 40.057 147.0	1:41.954 113.2	1:29.479	<b>3:51.490</b>	
<b>4</b>	24.402 226.7	1:11.375 166.2	57.758	<b>2:33.535</b>	<b>9 -</b> 24.381 223.3	1:10.632 <b>173.0</b>	<b>55.705</b>	<b>2:30.718</b>	
<b>5</b>	25.622 196.0	1:12.763 169.8	1:33.799	<b>3:12.184</b>					
<b>5</b>	<b>Robbie KERR</b>			<b>GBR</b>	<b>KTR</b>				
<b>1</b>	1:22.293 109.1	1:39.986 119.8	1:27.646	<b>4:29.925</b>	<b>6 -</b> 1:18.256 169.2	1:47.556 120.4	1:23.307	<b>4:29.119</b>	
<b>2</b>	<b>43.288</b> 119.5	1:41.671 104.1	1:30.077	<b>3:55.036</b>	<b>7 -</b> 24.006 <b>233.8</b>	1:13.486 139.5	1:07.549	<b>2:45.041</b>	
<b>3</b>	25.024 194.7	1:20.637 171.4	56.942	<b>2:42.603</b>	<b>8 -</b> 41.671 145.9	1:40.053 130.6	1:27.398	<b>3:49.122</b>	
<b>4</b>	25.020 186.7	1:12.558 169.8	55.998	<b>2:33.576</b>	<b>9 -</b> 23.519 212.1	<b>1:11.332 176.9</b>	<b>55.569</b>	<b>2:30.420</b>	
<b>5</b>	26.493 168.2	1:16.221 167.8	1:28.391	<b>3:11.105</b>					

Weather/Track: Bright / Wet  
Car 7 excluded - Article 24.4 refers

Spa-Francorchamps  
Circuit Length = 6.9760 km.  
Start: 17:24 End: 17:59

## 2006 World Series by Renault SECTOR ANALYSIS - RACE 1

(contd.)

<b>6</b>	<b>Sean McINTOSH</b>			<b>CAN</b>	<b>KTR</b>				
<b>1</b>	1:14.328 115.7	1:41.465 111.4	1:29.554	4:25.347	<b>7</b> - 24.443 235.7	1:09.748 171.4	1:08.429	2:42.620	
<b>2</b>	39.001 114.8	1:45.392 97.0	1:32.242	3:56.635	<b>8</b> - 38.995 162.7	1:42.594 101.6	1:30.040	3:51.629	
<b>3</b>	25.228 201.3	1:11.642 170.2	56.836	2:33.706	<b>9</b> - 24.091 236.6	1:10.133 171.8	55.086	2:29.310	
<b>4</b>	24.625 212.9	1:11.399 169.8	56.595	2:32.619	<b>10</b> - 23.655 238.5	1:09.314 <b>173.9</b>	55.246	2:28.215	
<b>5</b>	25.397 215.2	1:11.457 171.0	1:35.117	3:11.971	<b>11</b> - <b>23.601 240.4</b>	<b>1:08.993</b> 173.4	<b>54.448</b>	<b>2:27.042</b>	
<b>6</b>	1:11.645 71.4	1:56.960 93.2	1:25.407	4:34.012					
<b>8</b>	<b>Sebastian VETTEL</b>			<b>GER</b>	<b>Carlin Motorsport</b>				
<b>1</b>	1:07.329 126.6	1:44.077 92.9	1:27.758	4:19.164	<b>3</b> - 24.494 229.3	1:11.137 <b>169.8</b>	55.418	2:31.049	
<b>2</b>	<b>40.063</b> 140.4	1:46.653 129.4	1:32.607	3:59.323	<b>4</b> - 25.192 <b>233.8</b>	<b>1:10.771 169.8</b>	<b>55.077</b>	<b>2:31.040</b>	
<b>9</b>	<b>Celso MIGUEZ</b>			<b>ESP</b>	<b>Pons Racing</b>				
<b>1</b>	1:43.087 115.1	1:31.042 163.2	1:28.168	4:42.297	<b>7</b> - 25.668 206.9	1:13.883 166.2	1:06.950	2:46.501	
<b>2</b>	47.727 102.7	1:37.245 164.0	1:29.163	3:54.135	<b>8</b> - 41.645 135.3	1:39.119 155.8	1:25.489	3:46.253	
<b>3</b>	26.324 202.0	1:14.312 152.5	59.481	2:40.117	<b>9</b> - 24.973 <b>220.0</b>	1:12.330 170.6	57.126	2:34.429	
<b>4</b>	26.762 202.7	1:12.059 147.5	58.050	2:36.871	<b>10</b> - 24.313 216.0	1:12.699 <b>173.4</b>	56.186	2:33.198	
<b>5</b>	34.622 180.5	1:15.640 166.6	1:12.619	3:02.881	<b>11</b> - <b>24.079</b> 218.3	<b>1:10.797</b> 172.6	<b>55.589</b>	<b>2:30.465</b>	
<b>6</b>	1:21.061 108.3	1:43.873 115.7	1:23.349	4:28.283					
<b>10</b>	<b>James ROSSITER</b>			<b>GBR</b>	<b>Pons Racing</b>				
<b>1</b>	1:26.603 135.3	1:38.327 119.2	1:28.565	4:33.495	<b>3</b> - 25.081 <b>204.8</b>	<b>1:12.662 168.6</b>	<b>58.479</b>	<b>2:36.222</b>	
<b>2</b>	<b>44.678</b> 117.3	1:38.749 109.9	1:30.317	3:53.744					
<b>11</b>	<b>Ben HANLEY</b>			<b>GBR</b>	<b>Cram Competition</b>				
<b>1</b>	1:25.362 117.1	1:38.829 113.3	1:26.478	4:30.669	<b>3</b> - 25.214 192.8	<b>1:12.499 172.2</b>	<b>59.033</b>	<b>2:36.746</b>	
<b>2</b>	<b>45.140</b> 176.2	1:40.290 101.6	1:30.164	3:55.594					
<b>12</b>	<b>Pasquale Di SABATINO</b>			<b>ITA</b>	<b>Cram Competition</b>				
<b>1</b>	1:47.141 112.2	1:28.992 146.3	1:27.554	4:43.687	<b>7</b> - 25.992 181.6	1:14.471 165.5	1:13.119	2:53.582	
<b>2</b>	48.873 73.7	1:36.631 157.5	1:28.020	3:53.524	<b>8</b> - 35.376 150.0	1:41.351 171.8	1:21.114	3:37.841	
<b>3</b>	27.248 168.2	1:14.828 167.0	1:00.950	2:43.026	<b>9</b> - 25.431 201.3	1:11.829 168.2	57.228	2:34.488	
<b>4</b>	26.924 157.1	1:13.069 171.4	58.820	2:38.813	<b>10</b> - 24.532 204.8	1:12.322 <b>176.9</b>	56.494	2:33.348	
<b>5</b>	40.845 177.8	1:13.375 162.8	1:09.192	3:03.412	<b>11</b> - <b>24.252 205.5</b>	<b>1:11.613</b> 167.0	<b>55.647</b>	<b>2:31.512</b>	
<b>6</b>	1:25.840 137.8	1:38.536 137.1	1:21.912	4:26.288					

Weather/Track: Bright / Wet  
Car 7 excluded - Article 24.4 refers

## 2006 World Series by Renault SECTOR ANALYSIS - RACE 1

(contd.)

<b>14</b>	<b>Alvaro BARBA LOPEZ</b>			<b>ESP</b>	<b>Jenzer Motorsport</b>							
<b>1</b>	1:15.127	119.5	1:41.423	112.5	1:29.398	<b>4:25.948</b>	<b>7</b> - 24.754	232.9	1:14.179	157.2	1:05.887	2:44.820
<b>2</b>	40.142	100.3	1:44.195	110.4	1:32.111	<b>3:56.448</b>	<b>8</b> - 40.537	147.0	1:41.945	103.8	1:28.805	3:51.287
<b>3</b>	25.366	235.7	1:12.333	168.6	57.223	<b>2:34.922</b>	<b>9</b> - 23.927	<b>254.9</b>	1:10.773	169.0	55.602	2:30.302
<b>4</b>	24.854	238.5	1:11.089	157.2	56.024	<b>2:31.967</b>	<b>10</b> - 23.874	<b>254.9</b>	<b>1:10.039</b>	<b>171.4</b>	55.094	2:29.007
<b>5</b>	26.361	198.6	1:12.701	168.2	1:33.542	<b>3:12.604</b>	<b>11</b> - <b>23.745</b>	242.4	1:10.058	169.4	<b>54.586</b>	<b>2:28.389</b>
<b>6</b>	1:11.867	82.6	1:56.249	92.9	1:25.629	<b>4:33.745</b>						
<b>15</b>	<b>Alessandro BONETTI</b>			<b>ITA</b>	<b>Jenzer Motorsport</b>							
<b>1</b>	1:49.339	127.7	1:28.829	165.5	1:26.317	<b>4:44.485</b>	<b>7</b> - 25.005	220.0	1:13.576	164.7	1:08.799	2:47.380
<b>2</b>	50.444	108.1	1:35.274	155.5	1:26.451	<b>3:52.169</b>	<b>8</b> - 39.985	160.1	1:39.716	167.4	1:24.023	3:43.724
<b>3</b>	27.379	183.9	1:14.770	159.2	1:00.364	<b>2:42.513</b>	<b>9</b> - 24.695	240.4	1:11.724	162.5	56.386	2:32.805
<b>4</b>	26.071	176.7	1:13.377	169.4	57.714	<b>2:37.162</b>	<b>10</b> - 23.734	<b>250.6</b>	1:11.507	170.6	55.513	2:30.754
<b>5</b>	37.268	167.3	1:16.700	167.0	1:09.225	<b>3:03.193</b>	<b>11</b> - <b>24.597</b>	230.2	<b>1:10.002</b>	<b>173.0</b>	<b>55.122</b>	<b>2:29.721</b>
<b>6</b>	1:24.508	136.2	1:39.729	131.6	1:22.785	<b>4:27.022</b>						
<b>16</b>	<b>Alvaro PARENTE</b>			<b>POR</b>	<b>Victory Engineering</b>							
<b>1</b>	5:36.700	122.7	1:35.607	170.2	1:25.620	<b>X:00.000</b>	<b>5</b> - 1:24.773	130.5	1:39.385	160.3	1:22.233	4:26.391
<b>2</b>	26.827	200.0	1:12.717	158.9	59.658	<b>2:39.202</b>	<b>6</b> - 24.758	206.2	<b>1:14.590</b>	144.5	1:09.370	2:48.718
<b>3</b>	26.405	235.7	1:15.957	<b>172.2</b>	<b>57.462</b>	<b>2:39.824</b>	<b>7</b> - 39.174	143.8	1:40.609	167.0	1:22.818	3:42.601
<b>4</b>	<b>38.014</b>	178.3	1:16.166	162.8	1:09.424	<b>3:03.604</b>						
<b>18</b>	<b>Hayanari SHIMODA</b>			<b>JPN</b>	<b>Victory Engineering</b>							
<b>1</b>	1:40.132	130.8	1:32.304	156.5	1:27.768	<b>4:40.204</b>	<b>7</b> - 25.356	203.4	1:15.676	160.0	1:09.268	2:50.300
<b>2</b>	46.792	93.3	1:38.680	164.3	1:28.899	<b>3:54.371</b>	<b>8</b> - 39.224	123.2	1:41.222	165.5	1:22.553	3:42.999
<b>3</b>	26.433	202.7	1:15.542	164.3	59.257	<b>2:41.232</b>	<b>9</b> - 25.203	205.5	1:11.887	167.4	56.800	2:33.890
<b>4</b>	28.393	202.7	1:12.272	162.8	57.873	<b>2:38.538</b>	<b>10</b> - 24.705	208.4	1:11.670	171.0	56.354	2:32.729
<b>5</b>	34.860	149.2	1:15.580	167.0	1:12.578	<b>3:03.018</b>	<b>11</b> - <b>24.496</b>	<b>213.6</b>	<b>1:10.529</b>	<b>172.6</b>	<b>55.299</b>	<b>2:30.324</b>
<b>6</b>	1:21.141	125.8	1:43.749	136.8	1:23.912	<b>4:28.802</b>						
<b>19</b>	<b>Matteo MENEGHELLO</b>			<b>ITA</b>	<b>GD Racing</b>							
<b>1</b>	1:37.551	142.7	1:33.264	126.7	1:28.507	<b>4:39.322</b>	<b>7</b> - 26.500	217.5	1:20.647	161.7	1:13.347	3:00.494
<b>2</b>	45.200	99.0	1:38.121	157.5	1:31.223	<b>3:54.544</b>	<b>8</b> - 34.999	147.0	1:41.171	167.0	1:21.357	3:37.527
<b>3</b>	27.013	192.2	1:14.708	149.6	58.106	<b>2:39.827</b>	<b>9</b> - 25.024	<b>222.4</b>	1:12.299	<b>167.8</b>	58.291	2:35.614
<b>4</b>	25.409	211.3	1:14.197	164.0	58.519	<b>2:38.125</b>	<b>10</b> - 25.031	194.7	1:13.233	<b>167.8</b>	57.999	2:36.263
<b>5</b>	35.098	172.1	1:15.751	<b>167.8</b>	1:12.863	<b>3:03.712</b>	<b>11</b> - <b>25.225</b>	209.8	<b>1:10.535</b>	<b>167.8</b>	<b>57.021</b>	<b>2:32.781</b>
<b>6</b>	1:20.825	124.0	1:44.232	112.6	1:23.236	<b>4:28.293</b>						

Weather/Track: Bright / Wet  
Car 7 excluded - Article 24.4 refers

## 2006 World Series by Renault SECTOR ANALYSIS - RACE 1

(contd.)

<b>20</b>	<b>Patrick PILET</b>			<b>FRA</b>	<b>GD Racing</b>								
<b>1</b>	- 1:23.743	113.3	1:39.427	115.2	1:27.126	<b>4:30.296</b>	<b>6</b>	- 1:13.174	103.8	1:53.872	92.6	1:23.864	<b>4:30.910</b>
<b>2</b>	- <del>44.414</del>	149.6	1:40.787	90.3	1:30.129	<b>3:55.330</b>	<b>7</b>	- 24.365	218.3	1:14.272	146.3	1:06.640	<b>2:45.277</b>
<b>3</b>	- 25.372	168.7	1:12.619	165.8	57.916	<b>2:35.907</b>	<b>8</b>	- 41.160	154.2	1:41.015	135.5	1:27.773	<b>3:49.948</b>
<b>4</b>	- 24.565	216.7	<b>1:11.461</b>	149.3	56.848	<b>2:32.874</b>	<b>9</b>	- 23.984	223.3	1:12.288	<b>170.6</b>	<b>56.353</b>	<b>2:32.625</b>
<b>5</b>	- 26.354	189.1	1:13.447	165.1	1:32.788	<b>3:12.589</b>							
<b>21</b>	<b>Eric SALIGNON</b>			<b>FRA</b>	<b>Interwetten.com</b>								
<b>1</b>	- 1:29.076	126.3	1:37.055	128.8	1:28.005	<b>4:34.136</b>	<b>7</b>	- 24.390	250.6	1:13.394	141.4	1:07.019	<b>2:44.803</b>
<b>2</b>	- 45.753	120.4	1:38.144	123.2	1:31.601	<b>3:55.498</b>	<b>8</b>	- 41.230	148.5	1:40.680	145.1	1:28.182	<b>3:50.092</b>
<b>3</b>	- 24.831	220.8	1:11.109	<b>171.8</b>	57.610	<b>2:33.550</b>	<b>9</b>	- 23.814	244.4	1:11.901	171.4	55.418	<b>2:31.133</b>
<b>4</b>	- 24.651	247.5	1:10.540	169.4	56.189	<b>2:31.380</b>	<b>10</b>	- 23.633	<b>251.6</b>	1:10.320	171.4	55.028	<b>2:28.981</b>
<b>5</b>	- 27.475	155.9	1:13.122	167.4	1:33.035	<b>3:13.632</b>	<b>11</b>	- 23.616	243.4	<b>1:09.827</b>	171.4	<b>54.572</b>	<b>2:28.015</b>
<b>6</b>	- 1:14.723	100.5	1:52.297	107.1	1:24.273	<b>4:31.293</b>							
<b>22</b>	<b>Andy SOUCEK</b>			<b>ESP</b>	<b>Interwetten.com</b>								
<b>1</b>	- 1:10.687	161.4	1:43.289	130.1	1:28.719	<b>4:22.695</b>	<b>7</b>	- 25.384	226.7	1:10.770	171.0	1:07.191	<b>2:43.345</b>
<b>2</b>	- 39.358	111.6	1:45.960	88.7	1:31.144	<b>3:56.462</b>	<b>8</b>	- 39.925	162.2	1:42.126	111.4	1:29.843	<b>3:51.894</b>
<b>3</b>	- 25.410	183.3	1:11.872	162.8	56.536	<b>2:33.818</b>	<b>9</b>	- 23.997	230.2	1:10.447	<b>174.7</b>	55.518	<b>2:29.962</b>
<b>4</b>	- 24.200	208.4	1:11.757	171.4	55.713	<b>2:31.670</b>	<b>10</b>	- 23.520	220.0	1:09.722	173.9	54.821	<b>2:28.063</b>
<b>5</b>	- 27.718	213.6	1:11.157	171.4	1:35.821	<b>3:14.696</b>	<b>11</b>	- <b>23.557</b>	<b>237.6</b>	<b>1:09.584</b>	<b>174.7</b>	<b>54.383</b>	<b>2:27.524</b>
<b>6</b>	- 1:11.830	78.8	1:56.825	105.2	1:26.118	<b>4:34.773</b>							
<b>23</b>	<b>Milos PAVLOVIC</b>			<b>SCG</b>	<b>EuroInternational</b>								
<b>1</b>	- 1:50.611	78.2	1:28.168	165.5	1:25.933	<b>4:44.712</b>	<b>7</b>	- 25.098	206.2	1:15.040	149.6	1:10.980	<b>2:51.118</b>
<b>2</b>	- 50.323	98.5	1:35.880	156.5	1:26.747	<b>3:52.950</b>	<b>8</b>	- 37.994	143.4	1:41.147	169.4	1:22.193	<b>3:41.334</b>
<b>3</b>	- 27.096	173.1	1:14.811	163.2	1:00.171	<b>2:42.078</b>	<b>9</b>	- 25.185	<b>224.1</b>	1:11.824	<b>174.3</b>	57.445	<b>2:34.454</b>
<b>4</b>	- 25.725	182.2	1:13.372	167.8	58.997	<b>2:38.094</b>	<b>10</b>	- 24.655	205.5	1:11.547	168.2	56.546	<b>2:32.748</b>
<b>5</b>	- 38.635	163.1	1:15.481	170.2	1:09.551	<b>3:03.667</b>	<b>11</b>	- <b>24.176</b>	211.3	<b>1:10.679</b>	173.4	<b>55.873</b>	<b>2:30.728</b>
<b>6</b>	- 1:24.930	128.5	1:38.864	156.8	1:22.056	<b>4:25.850</b>							
<b>24</b>	<b>Carlos IACONELLI</b>			<b>ESP</b>	<b>EuroInternational</b>								
<b>1</b>	- 1:41.893	110.8	1:31.146	146.0	1:28.234	<b>4:41.273</b>	<b>7</b>	- 24.999	217.5	1:13.573	168.6	1:08.018	<b>2:46.590</b>
<b>2</b>	- 47.072	84.0	1:38.102	165.1	1:29.575	<b>3:54.749</b>	<b>8</b>	- 41.304	157.9	1:39.823	158.2	1:26.338	<b>3:47.465</b>
<b>3</b>	- 25.825	192.8	1:14.093	169.4	58.894	<b>2:38.812</b>	<b>9</b>	- 24.499	206.2	1:11.353	171.4	55.933	<b>2:31.785</b>
<b>4</b>	- 24.591	208.4	1:12.702	171.4	56.659	<b>2:33.952</b>	<b>10</b>	- 24.352	216.7	1:12.304	173.4	55.150	<b>2:31.806</b>
<b>5</b>	- 36.445	161.4	1:16.485	166.6	1:12.979	<b>3:05.909</b>	<b>11</b>	- <b>24.309</b>	<b>233.8</b>	<b>1:10.505</b>	<b>175.6</b>	<b>54.692</b>	<b>2:29.506</b>
<b>6</b>	- 1:20.067	138.4	1:45.380	107.1	1:22.601	<b>4:28.048</b>							

Weather/Track: Bright / Wet  
Car 7 excluded - Article 24.4 refers

www.mstworld.com

Page 4 of 6

Spa-Francorchamps  
Circuit Length = 6.9760 km.  
Start: 17:24 End: 17:59

Printed - 18:02 Friday, 28 July 2006



## 2006 World Series by Renault SECTOR ANALYSIS - RACE 1

(contd.)

<b>25</b>	<b>Borja GARCIA</b>			<b>ESP</b>	<b>RC Motorsport</b>							
<b>1</b>	1:18.347	118.5	1:41.167	143.1	1:28.559	<b>4:28.073</b>	<b>7</b> - 24.690	213.6	1:12.205	167.8	1:06.310	2:43.205
<b>2</b>	41.057	169.7	1:43.480	110.4	1:30.805	3:55.342	<b>8</b> - 39.831	135.0	1:42.285	122.6	1:29.063	3:51.179
<b>3</b>	25.443	207.6	1:11.708	160.3	57.295	2:34.446	<b>9</b> - <i>23.947</i>	244.4	1:11.121	171.8	55.396	2:30.464
<b>4</b>	24.617	212.1	1:11.554	171.0	56.231	2:32.402	<b>10</b> - 23.834	<i>251.6</i>	1:09.967	160.0	55.226	2:29.027
<b>5</b>	26.240	207.6	1:13.190	168.6	1:33.139	3:12.569	<b>11</b> - <i>23.947</i>	250.6	<i>1:09.065</i>	<i>172.6</i>	<i>55.187</i>	<b>2:28.199</b>
<b>6</b>	1:11.972	75.2	1:56.167	107.1	1:25.026	4:33.165						
<b>26</b>	<b>Bruce JOUANNY</b>			<b>FRA</b>	<b>RC Motorsport</b>							
<b>1</b>	1:34.162	159.2	1:35.594	145.7	1:28.563	<b>4:38.319</b>	<b>4</b> - 24.428	202.0	<i>1:12.784</i>	173.4	<i>55.845</i>	<b>2:33.057</b>
<b>2</b>	44.332	121.9	1:37.986	157.8	1:31.189	3:53.507	<b>5</b> - 25.808	155.4	1:17.130	165.1	1:27.378	3:10.316
<b>3</b>	24.600	<i>204.1</i>	1:13.633	<i>176.9</i>	57.147	2:35.380	<b>6</b> - <i>1:18.089</i>	182.2	1:48.764	115.9	1:23.497	4:30.350
<b>27</b>	<b>Aix DANIELSSON</b>			<b>SWE</b>	<b>Comtec</b>							
<b>1</b>	1:08.654	108.1	1:43.939	134.0	1:29.553	<b>4:22.146</b>	<b>3</b> - 24.553	223.3	<i>1:11.429</i>	165.1	56.114	2:32.096
<b>2</b>	<i>38.693</i>	124.5	1:46.379	73.3	1:31.465	3:56.537	<b>4</b> - 24.036	<i>250.6</i>	1:12.219	<i>167.4</i>	<i>55.209</i>	<b>2:31.464</b>
<b>28</b>	<b>Jaap VAN LAGEN</b>			<b>NED</b>	<b>Comtec</b>							
<b>1</b>	1:20.644	112.7	1:40.091	112.1	1:27.923	<b>4:28.658</b>	<b>7</b> - 24.105	219.1	1:13.018	162.5	1:06.041	2:43.164
<b>2</b>	43.105	125.5	1:41.778	102.8	1:30.471	3:55.354	<b>8</b> - 40.310	139.4	1:41.991	107.3	1:29.126	3:51.427
<b>3</b>	25.366	196.0	1:12.107	171.0	57.486	2:34.959	<b>9</b> - 23.707	239.5	1:10.991	169.8	55.885	2:30.583
<b>4</b>	24.244	196.6	1:11.704	166.6	56.288	2:32.236	<b>10</b> - 23.436	<i>253.8</i>	1:09.920	171.4	55.262	2:28.618
<b>5</b>	25.668	207.6	1:13.924	169.8	1:32.592	3:12.184	<b>11</b> - <i>23.699</i>	248.5	<i>1:09.381</i>	<i>175.6</i>	<i>55.086</i>	<b>2:28.166</b>
<b>6</b>	1:12.190	80.8	1:56.185	108.9	1:24.855	4:33.230						
<b>29</b>	<b>Gregory FRANCHI</b>			<b>BEL</b>	<b>Prema Powerteam</b>							
<b>1</b>	1:36.380	121.4	1:34.062	141.4	1:28.352	<b>4:38.794</b>	<b>7</b> - 29.514	219.1	1:13.918	162.1	1:13.801	2:57.233
<b>2</b>	45.123	100.3	1:37.997	150.6	1:31.036	3:54.156	<b>8</b> - 32.548	169.2	1:40.829	161.7	1:20.714	3:34.091
<b>3</b>	25.920	199.3	1:13.335	155.8	1:12.383	2:51.638	<b>9</b> - 24.969	199.3	1:21.773	148.1	56.563	2:43.305
<b>4</b>	25.849	202.7	1:19.220	170.2	59.797	2:44.866	<b>10</b> - 24.219	233.8	1:10.902	169.0	56.461	2:31.582
<b>5</b>	36.857	206.2	1:12.440	164.0	1:06.347	2:55.644	<b>11</b> - <i>23.893</i>	<i>242.4</i>	<i>1:09.524</i>	<i>172.2</i>	<i>56.253</i>	<b>2:29.670</b>
<b>6</b>	1:29.841	170.6	1:34.123	137.9	1:21.873	4:25.837						

Weather/Track: Bright / Wet  
Car 7 excluded - Article 24.4 refers

## 2006 World Series by Renault SECTOR ANALYSIS - RACE 1

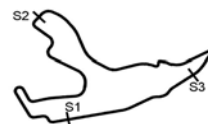
(contd.)

<b>30</b>	<b>Christian MONTANARI</b>				<b>RSM</b>	Prema Powerteam						
<b>1</b>	1:21.103	110.2	1:40.176	112.5	1:27.974	<b>4:29.253</b>	<b>7</b> - 24.620	219.1	1:14.066	168.6	1:06.701	<b>2:45.387</b>
<b>2</b>	43.155	121.7	1:41.719	96.6	1:30.412	<b>3:55.286</b>	<b>8</b> - 40.530	132.2	1:41.408	111.6	1:28.238	<b>3:50.176</b>
<b>3</b>	25.559	178.3	1:12.888	167.8	56.682	<b>2:35.129</b>	<b>9</b> - 23.979	225.8	1:10.380	163.6	55.563	<b>2:29.922</b>
<b>4</b>	24.620	194.7	1:11.630	171.8	56.247	<b>2:32.497</b>	<b>10</b> - 23.949	249.5	1:09.998	<b>175.6</b>	55.156	<b>2:29.103</b>
<b>5</b>	26.407	192.8	1:13.030	156.8	1:32.689	<b>3:12.126</b>	<b>11</b> - <b>23.690</b>	<b>250.6</b>	<b>1:09.884</b>	167.8	<b>54.742</b>	<b>2:28.316</b>
<b>6</b>	1:11.840	76.4	1:56.213	101.4	1:24.504	<b>4:32.557</b>						
<b>31</b>	<b>Marco BONANOMI</b>				<b>ITA</b>	Tech 1 Racing						
<b>1</b>	1:44.626	164.0	1:30.485	157.8	1:28.494	<b>4:43.605</b>	<b>7</b> - 24.853	209.8	1:12.753	168.2	1:06.775	<b>2:44.381</b>
<b>2</b>	48.397	74.4	1:36.237	164.3	1:27.721	<b>3:52.355</b>	<b>8</b> - 41.524	130.8	1:39.364	157.2	1:24.569	<b>3:45.457</b>
<b>3</b>	27.815	186.2	1:14.507	168.6	1:00.696	<b>2:43.018</b>	<b>9</b> - 24.453	214.4	1:11.162	171.0	56.263	<b>2:31.878</b>
<b>4</b>	26.045	189.1	1:12.307	168.6	57.588	<b>2:35.940</b>	<b>10</b> - 24.229	225.8	1:11.351	168.6	<b>55.130</b>	<b>2:30.710</b>
<b>5</b>	35.697	193.4	1:15.138	162.1	1:12.896	<b>3:03.731</b>	<b>11</b> - <b>24.271</b>	<b>233.8</b>	<b>1:09.456</b>	<b>171.8</b>	55.185	<b>2:28.912</b>
<b>6</b>	1:22.604	163.1	1:41.587	128.1	1:23.083	<b>4:27.274</b>						
<b>32</b>	<b>Ryo FUKUDA</b>				<b>JPN</b>	Tech 1 Racing						
<b>1</b>	1:38.271	131.7	1:33.112	131.6	1:28.208	<b>4:39.591</b>	<b>7</b> - 25.455	217.5	1:13.025	165.8	1:07.232	<b>2:45.712</b>
<b>2</b>	46.646	89.8	1:38.226	158.5	1:29.676	<b>3:54.548</b>	<b>8</b> - 41.367	130.8	1:40.328	144.5	1:26.829	<b>3:48.524</b>
<b>3</b>	25.560	211.3	1:15.306	167.8	56.990	<b>2:37.856</b>	<b>9</b> - 24.408	201.3	1:12.898	163.2	56.355	<b>2:33.661</b>
<b>4</b>	24.441	235.7	1:13.649	153.1	57.694	<b>2:35.784</b>	<b>10</b> - 24.241	<b>237.6</b>	1:13.660	<b>172.6</b>	55.876	<b>2:33.777</b>
<b>5</b>	36.370	156.7	1:16.673	158.5	1:12.588	<b>3:05.631</b>	<b>11</b> - <b>24.464</b>	209.1	<b>1:11.033</b>	167.0	<b>55.448</b>	<b>2:30.945</b>
<b>6</b>	1:20.470	122.2	1:45.059	118.2	1:23.126	<b>4:28.655</b>						

Weather/Track: Bright / Wet  
Car 7 excluded - Article 24.4 refers

## 2006 World Series by Renault Race 1 - Best Sector Speeds Report

SECTOR 1				SECTOR 2			SECTOR 3		
POS	NO	NAME	SPEED	LAP	NO	NAME	SPEED	LAP	NO SPEED TRAP AVAILABLE
1	2	VALSECCHI	257.1	9	5	KERR	176.9	9	
2	14	BARBA LOPEZ	254.9	9	12	SABATINO	176.9	10	
3	28	VAN LAGEN	253.8	10	26	JOUANNY	176.9	3	
4	1	KANE	252.7	7	24	IACONELLI	175.6	11	
5	3	MALDONADO	252.7	5	28	VAN LAGEN	175.6	11	
6	21	SALIGNON	251.6	10	30	MONTANARI	175.6	10	
7	25	GARCIA	251.6	10	22	SOUCEK	174.7	9	
8	15	BONETTI	250.6	10	2	VALSECCHI	174.3	9	
9	27	DANIELSSON	250.6	4	23	PAVLOVIC	174.3	9	
10	30	MONTANARI	250.6	11	6	INTOSH	173.9	10	
11	29	FRANCHI	242.4	11	9	MIGUEZ	173.4	10	
12	6	INTOSH	240.4	11	4	KOSTKA	173.0	9	
13	22	SOUCEK	237.6	11	15	BONETTI	173.0	11	
14	32	FUKUDA	237.6	10	18	SHIMODA	172.6	11	
15	16	PARENTE	235.7	3	25	GARCIA	172.6	11	
16	5	KERR	233.8	7	32	FUKUDA	172.6	10	
17	8	VETTEL	233.8	4	1	KANE	172.2	4	
18	24	IACONELLI	233.8	11	11	HANLEY	172.2	3	
19	31	BONANOMI	233.8	11	16	PARENTE	172.2	3	
20	4	KOSTKA	226.7	4	29	FRANCHI	172.2	11	
21	23	PAVLOVIC	224.1	9	21	SALIGNON	171.8	3	
22	20	PILET	223.3	9	31	BONANOMI	171.8	11	
23	19	MENEGHELLO	222.4	9	3	MALDONADO	171.4	9	
24	9	MIGUEZ	220.0	9	14	BARBA LOPEZ	171.4	10	
25	18	SHIMODA	213.6	11	20	PILET	170.6	9	
26	12	SABATINO	205.5	11	8	VETTEL	169.8	3	
27	10	ROSSITER	204.8	3	10	ROSSITER	168.6	3	
28	26	JOUANNY	204.1	3	19	MENEGHELLO	167.8	5	
29	11	HANLEY	192.8	3	27	DANIELSSON	167.4	4	



Weather/Track : Rain / Wet

Circuit Length - 6.9460 kilometres  
Spa-Francorchamps  
Spa

Printed at 18:04, Friday, 28 July, 2006

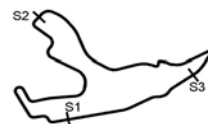
© MST Systems Ltd, 2005 (www.mstworld.com)

Page 1

## 2006 World Series by Renault Race 1 - Best Sector Times Report

POS	NO	SECTOR 1			SECTOR 2			SECTOR 3			NAME	IDEAL/BEST LAP COMPARISON			
		TIME	LAP	NO	TIME	LAP	NO	TIME	LAP	NO		IDEAL	BEST	LAP	DIFF
1	2	22.780	11	3	1:07.811	11	3	54.280	11	3	MALDONAD	2:25.505	2:25.505	11	+ 0.000
2	1	23.106	11	6	1:08.993	11	22	54.383	11	6	INTOSH	2:27.042	2:27.042	11	+ 0.000
3	3	23.414	11	25	1:09.065	11	2	54.400	11	2	VALSECCHI	2:27.471	2:27.803	11	+ 0.332
4	28	23.436	10	28	1:09.381	11	6	54.448	11	22	SOUCEK	2:27.487	2:27.524	11	+ 0.037
5	5	23.519	9	31	1:09.456	11	21	54.572	11	28	VAN LAGEN	2:27.903	2:28.166	11	+ 0.263
6	22	23.520	10	29	1:09.524	11	14	54.586	11	21	SALIGNON	2:28.015	2:28.015	11	+ 0.000
7	6	23.601	11	22	1:09.584	11	24	54.692	11	25	GARCIA	2:28.086	2:28.199	11	+ 0.113
8	21	23.616	11	1	1:09.722	11	30	54.742	11	30	MONTANARI	2:28.316	2:28.316	11	+ 0.000
9	30	23.690	11	21	1:09.827	11	8	55.077	4	14	BARBA LOPE	2:28.370	2:28.389	11	+ 0.019
10	15	23.734	10	30	1:09.884	11	28	55.086	11	1	KANE	2:28.378	2:29.277	11	+ 0.899
11	14	23.745	11	15	1:10.002	11	15	55.122	11	31	BONANOMI	2:28.815	2:28.912	11	+ 0.097
12	25	23.834	10	14	1:10.039	10	31	55.130	10	15	BONETTI	2:28.858	2:29.721	11	+ 0.863
13	29	23.893	11	2	1:10.291	10	25	55.187	11	24	IACONELLI	2:29.506	2:29.506	11	+ 0.000
14	20	23.984	9	24	1:10.505	11	27	55.209	4	29	FRANCHI	2:29.670	2:29.670	11	+ 0.000
15	27	24.036	4	18	1:10.529	11	18	55.299	11	18	SHIMODA	2:30.324	2:30.324	11	+ 0.000
16	9	24.079	11	19	1:10.535	11	32	55.448	11	8	VETTEL	2:30.342	2:31.040	4	+ 0.698
17	23	24.176	11	4	1:10.632	9	1	55.550	10	5	KERR	2:30.420	2:30.420	9	+ 0.000
18	31	24.229	10	23	1:10.679	11	5	55.569	9	9	MIGUEZ	2:30.465	2:30.465	11	+ 0.000
19	32	24.241	10	8	1:10.771	4	9	55.589	11	27	DANIELSSO	2:30.674	2:31.464	4	+ 0.790
20	12	24.252	11	9	1:10.797	11	12	55.647	11	4	KOSTKA	2:30.718	2:30.718	9	+ 0.000
21	24	24.309	11	32	1:11.033	11	4	55.705	9	32	FUKUDA	2:30.722	2:30.945	11	+ 0.223
22	4	24.381	9	5	1:11.332	9	26	55.845	4	23	PAVLOVIC	2:30.728	2:30.728	11	+ 0.000
23	26	24.428	4	27	1:11.429	3	23	55.873	11	12	SABATINO	2:31.512	2:31.512	11	+ 0.000
24	8	24.494	3	20	1:11.461	4	29	56.253	11	20	PILET	2:31.798	2:32.625	9	+ 0.827
25	18	24.496	11	12	1:11.613	11	20	56.353	9	19	MENEGHELL	2:32.580	2:32.781	11	+ 0.201
26	16	24.758	6	11	1:12.499	3	19	57.021	11	26	JOUANNY	2:33.057	2:33.057	4	+ 0.000
27	19	25.024	9	10	1:12.662	3	16	57.462	3	16	PARENTE	2:34.937	2:39.202	2	+ 4.265
28	10	25.081	3	16	1:12.717	2	10	58.479	3	10	ROSSITER	2:36.222	2:36.222	3	+ 0.000
29	11	25.214	3	26	1:12.784	4	11	59.033	3	11	HANLEY	2:36.746	2:36.746	3	+ 0.000

'Perfect Lap' - 2:24.871



Weather/Track : Rain / Wet

Circuit Length - 6.9460 kilometres  
Spa-Francorchamps  
Spa

Printed at 18:04, Friday, 28 July, 2006

© MST Systems Ltd, 2005 (www.mstworld.com)

Page 1

## 2006 World Series by Renault LAP CHART RACE 1

Lap 1			Lap 2			Lap 3			Lap 4			Lap 5		
No	Behind	Laptime	No	Behind	Laptime	No	Behind	Laptime	No	Behind	Laptime	No	Behind	Laptime
3		4:18.645	3		3:59.395	3		2:31.395	3		2:29.613	3		3:19.638
8	0.519	4:19.164	8	0.447	3:59.323	8	0.101	2:31.049	8	1.528	2:31.040	22	0.655	3:14.696
27	3.501	4:22.146	27	0.643	3:56.537	27	1.344	2:32.096	27	3.195	2:31.464	6	1.592	3:11.971
22	4.050	4:22.695	22	1.117	3:56.462	22	3.540	2:33.818	22	5.597	2:31.670	4	2.446	3:12.184
4	4.684	4:23.329	4	2.417	3:57.128	4	5.978	2:34.956	6	9.259	2:32.619	14	3.203	3:12.604
6	6.702	4:25.347	6	3.942	3:56.635	6	6.253	2:33.706	4	9.900	2:33.535	25	4.146	3:12.569
14	7.303	4:25.948	14	4.356	3:56.448	2	6.885	2:33.609	14	10.237	2:31.967	28	4.705	3:12.184
2	7.991	4:26.636	2	4.671	3:56.075	14	7.883	2:34.922	25	11.215	2:32.402	30	5.605	3:12.126
25	9.428	4:28.073	25	5.375	3:55.342	25	8.426	2:34.446	28	12.159	2:32.236	2	6.830	3:12.830
28	10.013	4:28.658	28	5.972	3:55.354	28	9.536	2:34.959	30	13.117	2:32.497	20	8.310	3:12.589
30	10.608	4:29.253	30	6.499	3:55.286	30	10.233	2:35.129	2	13.638	2:36.366	21	9.510	3:13.632
5	11.280	4:29.925	5	6.921	3:55.036	20	12.098	2:35.907	20	15.359	2:32.874	1	10.983	3:14.100
20	11.651	4:30.296	20	7.586	3:55.330	11	13.574	2:36.746	21	15.516	2:31.380	26	11.893	3:10.316
11	12.024	4:30.669	11	8.223	3:55.594	21	13.749	2:33.550	1	16.521	2:31.539	5	13.559	3:11.105
10	14.850	4:33.495	10	9.199	3:53.744	10	14.026	2:36.222	26	21.215	2:33.057	32	14.724	3:05.631
21	15.491	4:34.136	21	11.594	3:55.498	1	14.595	2:33.334	5	22.092	2:33.576	24	16.009	3:05.909
1	17.818	4:36.463	1	12.656	3:54.233	26	17.771	2:35.380	32	28.731	2:35.784	19	16.844	3:03.712
26	19.674	4:38.319	26	13.786	3:53.507	5	18.129	2:42.603	24	29.738	2:33.952	9	17.615	3:02.881
29	20.149	4:38.794	29	14.910	3:54.156	32	22.560	2:37.856	19	32.770	2:38.125	18	18.677	3:03.018
19	20.677	4:39.322	19	15.826	3:54.544	19	24.258	2:39.827	9	34.372	2:36.871	31	19.963	3:03.731
32	20.946	4:39.591	32	16.099	3:54.548	24	25.399	2:38.812	18	35.297	2:38.538	15	20.836	3:03.193
18	21.559	4:40.204	18	16.535	3:54.371	18	26.372	2:41.232	31	35.870	2:35.940	16	1 LAP	3:03.604
24	22.628	4:41.273	31	17.920	3:52.355	9	27.114	2:40.117	15	37.281	2:37.162	23	22.815	3:03.667
9	23.652	4:42.297	24	17.982	3:54.749	16	1 LAP	2:39.202	16	1 LAP	2:39.824	12	23.776	3:03.412
31	24.960	4:43.605	9	18.392	3:54.135	31	29.543	2:43.018	23	38.786	2:38.094	29	26.412	2:55.644
12	25.042	4:43.687	15	18.614	3:52.169	15	29.732	2:42.513	12	40.002	2:38.813			
15	25.840	4:44.485	12	19.171	3:53.524	23	30.305	2:42.078	29	50.406	2:44.866			
23	26.067	4:44.712	23	19.622	3:52.950	12	30.802	2:43.026						
			16	1 LAP	8:37.927	29	35.153	2:51.638						

Weather/Track: Bright / Wet  
Car 7 excluded - Article 24.4 refers

## 2006 World Series by Renault LAP CHART RACE 1

(contd.)

Lap 6			Lap 7			Lap 8			Lap 9			Lap 10		
No	Behind	Laptime	No	Behind	Laptime	No	Behind	Laptime	No	Behind	Laptime	No	Behind	Laptime
3		4:35.163	3		2:42.232	6		3:51.629	3		2:28.229	3		2:26.570
22	0.265	4:34.773	6	0.829	2:42.620	3	0.078	3:52.536	6	1.003	2:29.310	6	2.648	2:28.215
6	0.441	4:34.012	22	1.378	2:43.345	22	0.814	3:51.894	22	2.469	2:29.962	22	3.962	2:28.063
4	0.892	4:33.609	4	2.177	2:43.517	4	1.209	3:51.490	4	3.620	2:30.718	25	6.456	2:29.027
14	1.785	4:33.745	25	3.121	2:43.205	25	1.842	3:51.179	25	3.999	2:30.464	28	6.997	2:28.618
25	2.148	4:33.165	28	3.704	2:43.164	28	2.673	3:51.427	28	4.949	2:30.583	14	7.634	2:29.007
28	2.772	4:33.230	14	4.373	2:44.820	14	3.202	3:51.287	14	5.197	2:30.302	30	8.020	2:29.103
30	2.999	4:32.557	2	5.790	2:44.610	2	3.460	3:50.128	30	5.487	2:29.922	2	9.087	2:28.719
2	3.412	4:31.745	30	6.154	2:45.387	30	3.872	3:50.176	2	6.938	2:31.785	21	11.082	2:28.981
20	4.057	4:30.910	20	7.102	2:45.277	20	4.592	3:49.948	21	8.671	2:31.133	1	12.559	2:29.294
21	5.640	4:31.293	21	8.211	2:44.803	21	5.845	3:50.092	20	8.910	2:32.625	31	14.933	2:30.710
1	6.286	4:30.466	1	9.443	2:45.389	1	6.194	3:49.209	5	9.101	2:30.420	24	16.973	2:31.806
26	7.080	4:30.350	5	10.324	2:45.041	5	6.988	3:49.122	1	9.835	2:31.948	15	17.791	2:30.754
5	7.515	4:29.119	32	11.696	2:45.712	31	7.222	3:45.457	31	10.793	2:31.878	32	20.323	2:33.777
32	8.216	4:28.655	24	13.252	2:46.590	32	7.762	3:48.524	24	11.737	2:31.785	9	21.549	2:33.198
24	8.894	4:28.048	31	14.223	2:44.381	24	8.259	3:47.465	32	13.116	2:33.661	18	22.667	2:32.729
19	9.974	4:28.293	9	15.004	2:46.501	9	8.799	3:46.253	15	13.607	2:32.805	23	23.589	2:32.748
9	10.735	4:28.283	15	17.843	2:47.380	15	9.109	3:43.724	9	14.921	2:34.429	12	24.593	2:33.348
31	12.074	4:27.274	16	1 LAP	2:48.718	16	1 LAP	3:42.601	18	16.508	2:33.890	19	30.305	2:36.263
18	12.316	4:28.802	18	20.384	2:50.300	18	10.925	3:42.999	23	17.411	2:34.454	29	33.730	2:31.582
15	12.695	4:27.022	23	22.388	2:51.118	23	11.264	3:41.334	12	17.815	2:34.488			
16	1 LAP	4:26.391	12	26.251	2:53.582	12	11.634	3:37.841	19	20.612	2:35.614			
23	13.502	4:25.850	19	28.236	3:00.494	19	13.305	3:37.527	29	28.718	2:43.305			
12	14.901	4:26.288	29	32.087	2:57.233	29	13.720	3:34.091						
29	17.086	4:25.837												

Weather/Track: Bright / Wet  
Car 7 excluded - Article 24.4 refers

Spa-Francorchamps  
Circuit Length = 6.9760 km.  
Start: 17:24 End: 17:59

**2006 World Series by Renault  
LAP CHART RACE 1**

(contd.)

Lap 11			Lap 12			Lap 13			Lap 14			Lap 15		
No	Behind	Laptime	No	Behind	Laptime	No	Behind	Laptime	No	Behind	Laptime	No	Behind	Laptime
3		2:25.505												
6	4.185	2:27.042												
22	5.981	2:27.524												
25	9.150	2:28.199												
28	9.658	2:28.166												
14	10.518	2:28.389												
30	10.831	2:28.316												
2	11.385	2:27.803												
21	13.592	2:28.015												
1	16.331	2:29.277												
31	18.340	2:28.912												
24	20.974	2:29.506												
15	22.007	2:29.721												
32	25.763	2:30.945												
9	26.509	2:30.465												
18	27.486	2:30.324												
23	28.812	2:30.728												
12	30.600	2:31.512												
19	37.581	2:32.781												
29	37.895	2:29.670												

Weather/Track: Bright / Wet  
Car 7 excluded - Article 24.4 refers

## 2006 World Series by Renault GRID FOR RACE 2 - AMENDED II

ROW  
15  
ROW  
14  
ROW  
13  
ROW  
12  
ROW  
11  
ROW  
10  
ROW  
9  
ROW  
8  
ROW  
7  
ROW  
6  
ROW  
5  
ROW  
4  
ROW  
3  
ROW  
2  
ROW  
1

15 BONETTI

9 MIGUEZ

20 PILET

32 FUKUDA

29 FRANCHI

24 IACONELLI

1 KANE

2 VALSECCHI

30 MONTANARI

28 VAN LAGEN

6 McINTOSH

10 ROSSITER

16 PARENTE

22 SOUCEK

3 MALDONADO

12 SABATINO

19 MENEGHELLO

26 JOUANNY

18 SHIMODA

14 BARBA LOPEZ

5 KERR

11 HANLEY

31 BONANOMI

4 KOSTKA

23 PAVLOVIC


7 ALESHIN

21 SALIGNON

27 DANIELSSON

25 GARCIA

POLE



Spa  
Circuit Length = 6.9760 km.

Clerk of Course:

Stewards:

Timekeeper:



## 2006 World Series by Renault CLASSIFICATION - RACE 2

POS	NO	CL	NAME	NAT	ENTRY	TIME	LAPS	GAP	KPH	BEST
1	25		<b>Borja GARCIA</b>	<b>ESP</b>	RC Motorsport	41:16.177	16		162.27	2:06.857
2	3		<b>Pastor MALDONADO</b>	<b>VEN</b>	Draco Multiracing USA	41:17.245	16	1.068	162.20	2:06.730
3	22		<b>Andy SOUCEK</b>	<b>ESP</b>	Interwetten.com	41:19.557	16	3.380	162.05	2:07.134
4	16		<b>Alvaro PARENTE</b>	<b>POR</b>	Victory Engineering	41:20.030	16	3.853	162.02	2:06.936
5	21		<b>Eric SALIGNON</b>	<b>FRA</b>	Interwetten.com	41:23.427	16	7.250	161.80	2:07.658
6	10		<b>James ROSSITER</b>	<b>GBR</b>	Pons Racing	41:24.145	16	7.968	161.75	2:07.736
7	7		<b>Michael ALESHIN</b>	<b>RUS</b>	Carlin Motorsport	41:24.596	16	8.419	161.72	2:07.639
8	11		<b>Ben HANLEY</b>	<b>GBR</b>	Cram Competition	41:25.275	16	9.098	161.67	2:07.512
9	31		<b>Marco BONANOMI</b>	<b>ITA</b>	Tech 1 Racing	41:26.239	16	10.062	161.61	2:07.693
10	5		<b>Robbie KERR</b>	<b>GBR</b>	KTR	41:29.739	16	13.562	161.38	2:08.088
11	4		<b>Tomas KOSTKA</b>	<b>CZE</b>	Draco Multiracing USA	41:30.596	16	14.419	161.33	2:07.766
12	1		<b>Steven KANE</b>	<b>GBR</b>	Epsilon Euskadi	41:31.757	16	15.580	161.25	2:08.047
13	18		<b>Hayanari SHIMODA</b>	<b>JPN</b>	Victory Engineering	41:31.912	16	15.735	161.24	2:08.128
14	14		<b>Alvaro BARBA LOPEZ</b>	<b>ESP</b>	Jenzer Motorsport	41:32.099	16	15.922	161.23	2:08.249
15	32		<b>Ryo FUKUDA</b>	<b>JPN</b>	Tech 1 Racing	41:33.619	16	17.442	161.13	2:08.378
16	20		<b>Patrick PILET</b>	<b>FRA</b>	GD Racing	41:34.429	16	18.252	161.08	2:08.026
17	29		<b>Gregory FRANCHI</b>	<b>BEL</b>	Prema Powerteam	41:35.009	16	18.832	161.04	2:08.277
18	9		<b>Celso MIGUEZ</b>	<b>ESP</b>	Pons Racing	41:35.791	16	19.614	160.99	2:08.683
19	24		<b>Carlos IACONELLI</b>	<b>ESP</b>	EuroInternational	41:37.419	16	21.242	160.89	2:08.192
20	19		<b>Matteo MENEGHELLO</b>	<b>ITA</b>	GD Racing	41:38.642	16	22.465	160.81	2:09.036
21	12		<b>Pasquale Di SABATINO</b>	<b>ITA</b>	Cram Competition	41:39.611	16	23.434	160.75	2:08.786
22	15		<b>Alessandro BONETTI</b>	<b>ITA</b>	Jenzer Motorsport	41:39.969	16	23.792	160.72	2:09.404
23	30		<b>Christian MONTANARI</b>	<b>RSM</b>	Prema Powerteam	41:41.865	16	25.688	160.60	2:06.971
24	26		<b>Bruce JOUANNY</b>	<b>FRA</b>	RC Motorsport	41:42.807	16	26.630	160.54	2:08.990
25	23		<b>Milos PAVLOVIC</b>	<b>SCG</b>	EuroInternational	41:46.516	16	30.339	160.30	2:06.447

### NOT CLASSIFIED

27			<b>Aix DANIELSSON</b>	<b>SWE</b>	Comtec	14:53.504	7	D.N.F.	196.74	2:06.944
6			<b>Sean McINTOSH</b>	<b>CAN</b>	KTR		0	D.N.F.	N/A	
28			<b>Jaap VAN LAGEN</b>	<b>NED</b>	Comtec		0	D.N.F.	N/A	
2			<b>Davide VALSECCHI</b>	<b>ITA</b>	Epsilon Euskadi		0	D.N.F.	N/A	

### FASTEST LAP

23			<b>Milos PAVLOVIC</b>		EuroInternational	2:06.447	15	198.61kph	123.41mph	
----	--	--	-----------------------	--	-------------------	----------	----	-----------	-----------	--

Weather/Track: Bright / Dry

Spa-Francorchamps  
Circuit Length = 6.9760 km.  
Start: 14:19 End: 15:00

Clerk of Course:	Stewards:	Timekeeper:
------------------	-----------	-------------

## 2006 World Series by Renault CLASSIFICATION - RACE 2 - AMENDED

POS	NO	CL	NAME	NAT	ENTRY	TIME	LAPS	GAP	KPH	BEST
1	25		<b>Borja GARCIA</b>	<b>ESP</b>	RC Motorsport	41:16.177	16		162.27	2:06.857
2	3		<b>Pastor MALDONADO</b>	<b>VEN</b>	Draco Multiracing USA	41:17.245	16	1.068	162.20	2:06.730
3	22		<b>Andy SOUCEK</b>	<b>ESP</b>	Interwetten.com	41:19.557	16	3.380	162.05	2:07.134
4	16		<b>Alvaro PARENTE</b>	<b>POR</b>	Victory Engineering	41:20.030	16	3.853	162.02	2:06.936
5	21		<b>Eric SALIGNON</b>	<b>FRA</b>	Interwetten.com	41:23.427	16	7.250	161.80	2:07.658
6	7		<b>Michael ALESHIN</b>	<b>RUS</b>	Carlin Motorsport	41:24.596	16	8.419	161.72	2:07.639
7	11		<b>Ben HANLEY</b>	<b>GBR</b>	Cram Competition	41:25.275	16	9.098	161.67	2:07.512
8	31		<b>Marco BONANOMI</b>	<b>ITA</b>	Tech 1 Racing	41:26.239	16	10.062	161.61	2:07.693
9	5		<b>Robbie KERR</b>	<b>GBR</b>	KTR	41:29.739	16	13.562	161.38	2:08.088
10	4		<b>Tomas KOSTKA</b>	<b>CZE</b>	Draco Multiracing USA	41:30.596	16	14.419	161.33	2:07.766
11	1		<b>Steven KANE</b>	<b>GBR</b>	Epsilon Euskadi	41:31.757	16	15.580	161.25	2:08.047
12	18		<b>Hayanari SHIMODA</b>	<b>JPN</b>	Victory Engineering	41:31.912	16	15.735	161.24	2:08.128
13	14		<b>Alvaro BARBA LOPEZ</b>	<b>ESP</b>	Jenzer Motorsport	41:32.099	16	15.922	161.23	2:08.249
14	32		<b>Ryo FUKUDA</b>	<b>JPN</b>	Tech 1 Racing	41:33.619	16	17.442	161.13	2:08.378
15	20		<b>Patrick PILET</b>	<b>FRA</b>	GD Racing	41:34.429	16	18.252	161.08	2:08.026
16	29		<b>Gregory FRANCHI</b>	<b>BEL</b>	Prema Powerteam	41:35.009	16	18.832	161.04	2:08.277
17	9		<b>Celso MIGUEZ</b>	<b>ESP</b>	Pons Racing	41:35.791	16	19.614	160.99	2:08.683
18	24		<b>Carlos IACONELLI</b>	<b>ESP</b>	EuroInternational	41:37.419	16	21.242	160.89	2:08.192
19	19		<b>Matteo MENEGHELLO</b>	<b>ITA</b>	GD Racing	41:38.642	16	22.465	160.81	2:09.036
20	12		<b>Pasquale Di SABATINO</b>	<b>ITA</b>	Cram Competition	41:39.611	16	23.434	160.75	2:08.786
21	15		<b>Alessandro BONETTI</b>	<b>ITA</b>	Jenzer Motorsport	41:39.969	16	23.792	160.72	2:09.404
22	30		<b>Christian MONTANARI</b>	<b>RSM</b>	Prema Powerteam	41:41.865	16	25.688	160.60	2:06.971
23	26		<b>Bruce JOUANNY</b>	<b>FRA</b>	RC Motorsport	41:42.807	16	26.630	160.54	2:08.990
24	23		<b>Milos PAVLOVIC</b>	<b>SCG</b>	EuroInternational	41:46.516	16	30.339	160.30	2:06.447
25	10		<b>James ROSSITER</b>	<b>GBR</b>	Pons Racing	41:49.145	16	32.968	160.14	2:07.736

### NOT CLASSIFIED

27			<b>Aix DANIELSSON</b>	<b>SWE</b>	Comtec	14:53.504	7	D.N.F.	196.74	2:06.944
28			<b>Jaap VAN LAGEN</b>	<b>NED</b>	Comtec		0	D.N.F.	N/A	
6			<b>Sean McINTOSH</b>	<b>CAN</b>	KTR		0	D.N.F.	N/A	
2			<b>Davide VALSECCHI</b>	<b>ITA</b>	Epsilon Euskadi		0	D.N.F.	N/A	

### FASTEST LAP

23			<b>Milos PAVLOVIC</b>		EuroInternational	2:06.447	15	198.61kph	123.41mph	
----	--	--	-----------------------	--	-------------------	----------	----	-----------	-----------	--

Weather/Track: Bright / Dry  
Car 10 : 25 second time penalty ; Stewards decision 9 refers

Spa  
Circuit Length = 6.9760 km.  
Start: 14:19 End: 15:00

Clerk of Course:	Stewards:	Timekeeper:
------------------	-----------	-------------

## 2006 World Series by Renault SECTOR ANALYSIS - RACE 2

<b>1</b>	<b>Steven KANE</b>				<b>GBR</b>	<b>Epsilon Euskadi</b>						
<b>1</b>	28.573	257.1	1:02.028	189.4	49.380	<b>2:19.981</b>	<b>9</b> - 25.279	230.2	1:03.409	177.7	1:01.315	2:30.003
<b>2</b>	21.574	266.3	58.651	191.4	49.053	2:09.278	<b>10</b> - 44.170	132.8	1:35.551	114.6	1:42.357	4:02.078
<b>3</b>	21.678	264.0	58.495	187.9	49.024	2:09.197	<b>11</b> - 36.031	152.3	1:31.824	103.0	1:33.225	3:41.080
<b>4</b>	<b>21.693</b>	265.1	57.802	<b>192.0</b>	48.776	2:08.271	<b>12</b> - 39.853	114.8	1:25.762	135.5	1:29.051	3:34.666
<b>5</b>	21.625	266.3	58.057	189.9	48.724	2:08.406	<b>13</b> - 45.568	122.9	1:51.499	166.2	1:16.592	3:53.659
<b>6</b>	21.600	<b>267.5</b>	58.055	187.9	<b>48.698</b>	2:08.353	<b>14</b> - 21.631	<b>267.5</b>	59.336	189.4	49.053	2:10.020
<b>7</b>	21.563	<b>267.5</b>	<b>57.762</b>	189.4	48.722	<b>2:08.047</b>	<b>15</b> - 21.430	<b>267.5</b>	58.799	<b>192.0</b>	48.794	2:09.023
<b>8</b>	21.627	264.0	58.860	189.4	49.031	2:09.518	<b>16</b> - 21.449	<b>267.5</b>	58.997	189.4	49.731	2:10.177
<b>2</b>	<b>Davide VALSECCHI</b>				<b>ITA</b>	<b>Epsilon Euskadi</b>						
<b>3</b>	<b>Pastor MALDONADO</b>				<b>VEN</b>	<b>Draco Multiracing USA</b>						
<b>1</b>	25.812	261.6	57.994	188.9	48.540	2:12.346	<b>9</b> - <b>23.981</b>	205.5	1:06.395	178.2	1:03.029	2:33.405
<b>2</b>	21.704	<b>268.7</b>	57.145	192.0	48.439	2:07.288	<b>10</b> - 41.947	168.2	1:42.683	101.6	1:37.026	4:01.656
<b>3</b>	21.747	267.5	<b>56.633</b>	190.4	48.392	2:06.772	<b>11</b> - 37.240	162.2	1:35.837	115.2	1:31.316	3:44.393
<b>4</b>	21.715	267.5	56.984	<b>192.5</b>	48.296	2:06.995	<b>12</b> - 36.972	143.4	1:32.388	114.2	1:27.876	3:37.236
<b>5</b>	21.683	<b>268.7</b>	57.556	160.0	48.758	2:07.997	<b>13</b> - 44.104	92.5	1:52.730	121.4	1:19.234	3:56.068
<b>6</b>	21.674	267.5	56.761	188.9	48.295	<b>2:06.730</b>	<b>14</b> - 21.784	267.5	57.683	191.4	48.596	2:08.063
<b>7</b>	21.598	267.5	57.305	187.5	48.452	2:07.355	<b>15</b> - 21.649	<b>268.7</b>	57.065	<b>192.5</b>	48.364	2:07.078
<b>8</b>	21.661	267.5	56.966	190.9	<b>48.113</b>	2:06.740	<b>16</b> - 21.641	265.1	56.990	191.4	48.492	2:07.123
<b>4</b>	<b>Tomas KOSTKA</b>				<b>CZE</b>	<b>Draco Multiracing USA</b>						
<b>1</b>	28.276	252.7	1:01.086	194.0	49.255	2:18.617	<b>9</b> - 23.471	206.2	1:02.698	190.9	1:03.039	2:29.208
<b>2</b>	21.425	266.3	59.276	187.5	49.058	2:09.759	<b>10</b> - 44.690	156.3	1:36.339	109.4	1:41.409	4:02.438
<b>3</b>	21.573	267.5	58.147	192.0	48.606	2:08.326	<b>11</b> - 37.605	126.3	1:31.240	130.1	1:33.308	3:42.153
<b>4</b>	<b>21.592</b>	261.6	57.946	<b>194.5</b>	48.641	2:08.179	<b>12</b> - 40.269	139.1	1:25.863	116.6	1:29.293	3:35.425
<b>5</b>	21.576	262.8	58.203	194.0	48.723	2:08.502	<b>13</b> - 45.515	140.7	1:51.194	176.9	1:17.006	3:53.715
<b>6</b>	21.610	<b>268.7</b>	58.338	190.4	<b>48.494</b>	2:08.442	<b>14</b> - 22.186	262.8	59.967	192.5	49.021	2:11.174
<b>7</b>	21.516	267.5	<b>57.715</b>	193.0	48.535	<b>2:07.766</b>	<b>15</b> - 21.393	267.5	58.766	190.9	48.823	2:08.982
<b>8</b>	21.573	266.3	57.931	192.5	48.868	2:08.372	<b>16</b> - 21.376	266.3	59.197	189.9	48.965	2:09.538
<b>5</b>	<b>Robbie KERR</b>				<b>GBR</b>	<b>KTR</b>						
<b>1</b>	28.657	246.4	1:01.330	192.5	49.280	2:19.267	<b>9</b> - 25.078	205.5	1:04.235	184.6	59.925	2:29.238
<b>2</b>	21.621	268.7	58.807	192.0	49.163	2:09.591	<b>10</b> - 44.666	141.0	1:35.838	119.2	1:41.958	4:02.462
<b>3</b>	21.639	267.5	58.461	191.4	48.515	2:08.615	<b>11</b> - 36.898	132.8	1:31.392	108.1	1:33.533	3:41.823
<b>4</b>	<b>21.779</b>	266.3	58.020	193.0	48.611	2:08.410	<b>12</b> - 39.992	124.5	1:25.463	129.9	1:29.210	3:34.665
<b>5</b>	21.686	<b>270.0</b>	58.180	192.5	48.713	2:08.579	<b>13</b> - 45.979	125.3	1:50.957	164.7	1:16.630	3:53.566
<b>6</b>	21.720	267.5	57.894	192.5	48.474	<b>2:08.088</b>	<b>14</b> - 21.828	265.1	59.353	193.0	48.894	2:10.075
<b>7</b>	21.607	267.5	<b>57.769</b>	192.5	48.862	2:08.238	<b>15</b> - 21.775	265.1	58.508	193.0	48.647	2:08.930
<b>8</b>	21.746	262.8	57.912	<b>193.5</b>	49.123	2:08.781	<b>16</b> - 21.889	261.6	59.094	189.4	<b>48.428</b>	2:09.411

Weather/Track: Bright / Dry

Spa-Francorchamps  
Circuit Length = 6.9760 km.  
Start: 14:19 End: 15:00

## 2006 World Series by Renault SECTOR ANALYSIS - RACE 2

(contd.)

<b>6</b>	<b>Sean McINTOSH</b>				<b>CAN</b>	<b>KTR</b>							
<b>7</b>	<b>Michael ALESHIN</b>				<b>RUS</b>	<b>Carlin Motorsport</b>							
<b>1 -</b>	26.869	239.5	1:00.714	192.5	48.990	<b>2:16.573</b>	<b>9 -</b>	25.038	217.5	1:02.901	176.4	1:03.595	<b>2:31.534</b>
<b>2 -</b>	22.103	264.0	58.071	192.0	48.456	<b>2:08.630</b>	<b>10 -</b>	44.325	136.5	1:36.792	97.1	1:41.183	<b>4:02.300</b>
<b>3 -</b>	21.697	268.7	57.842	192.0	48.385	<b>2:07.924</b>	<b>11 -</b>	37.114	132.0	1:32.219	157.5	1:32.140	<b>3:41.473</b>
<b>4 -</b>	21.601	266.3	<b>57.771</b>	192.5	<b>48.267</b>	<b>2:07.639</b>	<b>12 -</b>	40.978	122.9	1:26.134	112.3	1:29.339	<b>3:36.451</b>
<b>5 -</b>	21.529	267.5	58.382	192.0	48.504	<b>2:08.415</b>	<b>13 -</b>	43.731	107.0	1:52.915	171.4	1:18.553	<b>3:55.199</b>
<b>6 -</b>	21.526	265.1	58.192	192.0	48.450	<b>2:08.168</b>	<b>14 -</b>	22.115	268.7	58.262	<b>193.0</b>	48.388	<b>2:08.765</b>
<b>7 -</b>	21.523	<b>270.0</b>	57.987	192.5	48.286	<b>2:07.796</b>	<b>15 -</b>	<b>21.480</b>	268.7	57.944	190.9	48.340	<b>2:07.764</b>
<b>8 -</b>	21.546	264.0	57.942	192.5	48.365	<b>2:07.853</b>	<b>16 -</b>	21.477	266.3	58.305	190.9	48.330	<b>2:08.112</b>
<b>9</b>	<b>Celso MIGUEZ</b>				<b>ESP</b>	<b>Pons Racing</b>							
<b>1 -</b>	30.251	209.1	1:03.870	188.9	50.111	<b>2:24.232</b>	<b>9 -</b>	25.821	173.1	1:05.953	183.2	57.257	<b>2:29.031</b>
<b>2 -</b>	22.051	260.5	59.160	191.4	48.992	<b>2:10.203</b>	<b>10 -</b>	43.058	104.5	1:33.999	112.5	1:44.519	<b>4:01.576</b>
<b>3 -</b>	21.886	265.1	58.780	186.0	48.911	<b>2:09.577</b>	<b>11 -</b>	36.430	170.6	1:29.423	157.5	1:38.018	<b>3:43.871</b>
<b>4 -</b>	21.961	267.5	<b>58.116</b>	192.5	48.814	<b>2:08.891</b>	<b>12 -</b>	37.353	122.2	1:22.418	164.7	1:29.285	<b>3:29.056</b>
<b>5 -</b>	21.844	267.5	58.418	191.4	<b>48.725</b>	<b>2:08.987</b>	<b>13 -</b>	48.721	92.2	1:47.498	169.0	1:14.944	<b>3:51.163</b>
<b>6 -</b>	21.815	<b>270.0</b>	58.126	190.4	48.756	<b>2:08.697</b>	<b>14 -</b>	22.251	266.3	59.269	190.4	48.931	<b>2:10.451</b>
<b>7 -</b>	21.786	265.1	59.482	192.0	48.862	<b>2:10.130</b>	<b>15 -</b>	21.680	267.5	58.251	190.9	48.752	<b>2:08.683</b>
<b>8 -</b>	<b>21.735</b>	262.8	58.198	<b>194.0</b>	51.323	<b>2:11.256</b>	<b>16 -</b>	21.668	264.0	59.333	184.6	48.986	<b>2:09.987</b>
<b>10</b>	<b>James ROSSITER</b>				<b>GBR</b>	<b>Pons Racing</b>							
<b>1 -</b>	26.755	265.1	59.944	<b>192.5</b>	48.899	<b>2:15.598</b>	<b>9 -</b>	24.764	216.0	1:02.603	177.3	1:04.050	<b>2:31.417</b>
<b>2 -</b>	21.574	266.3	59.062	189.9	48.620	<b>2:09.256</b>	<b>10 -</b>	44.091	138.1	1:36.970	93.8	1:41.043	<b>4:02.104</b>
<b>3 -</b>	21.652	267.5	57.686	190.4	48.460	<b>2:07.798</b>	<b>11 -</b>	37.007	127.4	1:32.438	161.4	1:31.901	<b>3:41.346</b>
<b>4 -</b>	21.678	<b>270.0</b>	<b>57.539</b>	190.9	48.519	<b>2:07.736</b>	<b>12 -</b>	40.765	158.8	1:26.710	112.1	1:29.346	<b>3:36.821</b>
<b>5 -</b>	21.624	267.5	57.999	<b>192.5</b>	48.441	<b>2:08.064</b>	<b>13 -</b>	43.469	92.8	1:52.743	175.6	1:18.856	<b>3:55.068</b>
<b>6 -</b>	21.580	266.3	58.127	189.9	<b>48.336</b>	<b>2:08.043</b>	<b>14 -</b>	21.756	266.3	58.353	190.4	48.623	<b>2:08.732</b>
<b>7 -</b>	21.517	268.7	58.015	190.4	48.367	<b>2:07.899</b>	<b>15 -</b>	<b>21.576</b>	267.5	57.988	189.9	48.394	<b>2:07.958</b>
<b>8 -</b>	21.451	261.6	58.229	189.9	48.389	<b>2:08.069</b>	<b>16 -</b>	21.449	266.3	58.241	187.0	48.546	<b>2:08.236</b>
<b>11</b>	<b>Ben HANLEY</b>				<b>GBR</b>	<b>Cram Competition</b>							
<b>1 -</b>	28.501	262.8	1:00.488	193.5	49.089	<b>2:18.078</b>	<b>9 -</b>	25.397	204.8	1:02.589	189.9	1:03.877	<b>2:31.863</b>
<b>2 -</b>	21.542	267.5	59.325	190.9	48.794	<b>2:09.661</b>	<b>10 -</b>	43.826	167.3	1:36.884	126.7	1:41.297	<b>4:02.007</b>
<b>3 -</b>	21.644	265.1	57.812	193.0	48.347	<b>2:07.803</b>	<b>11 -</b>	37.493	135.9	1:31.537	130.6	1:32.352	<b>3:41.382</b>
<b>4 -</b>	<b>21.625</b>	265.1	57.761	194.0	48.398	<b>2:07.784</b>	<b>12 -</b>	40.813	133.4	1:26.375	108.5	1:29.119	<b>3:36.307</b>
<b>5 -</b>	21.630	267.5	57.550	193.0	48.431	<b>2:07.611</b>	<b>13 -</b>	44.898	157.9	1:52.011	157.8	1:17.068	<b>3:53.977</b>
<b>6 -</b>	21.568	268.7	<b>57.522</b>	195.1	48.422	<b>2:07.512</b>	<b>14 -</b>	22.388	264.0	58.460	195.6	<b>48.185</b>	<b>2:09.033</b>
<b>7 -</b>	21.420	266.3	58.332	192.5	48.353	<b>2:08.105</b>	<b>15 -</b>	21.455	<b>270.0</b>	57.967	195.6	48.409	<b>2:07.831</b>
<b>8 -</b>	21.458	265.1	58.099	<b>196.1</b>	48.614	<b>2:08.171</b>	<b>16 -</b>	21.510	265.1	58.292	190.9	48.348	<b>2:08.150</b>

Weather/Track: Bright / Dry

Spa-Francorchamps  
Circuit Length = 6.9760 km.  
Start: 14:19 End: 15:00

## 2006 World Series by Renault SECTOR ANALYSIS - RACE 2

(contd.)

<b>12</b>	Pasquale Di SABATINO			ITA	Cram Competition								
1 -	30.820	220.8	1:04.176	192.0	50.169	2:25.165	9 -	26.517	163.1	1:06.016	189.9	57.130	2:29.663
2 -	22.267	247.5	59.544	193.0	48.895	2:10.706	10 -	43.131	101.0	1:33.863	141.4	1:44.911	4:01.905
3 -	22.147	238.5	58.811	193.5	<b>48.074</b>	2:09.032	11 -	35.890	170.2	1:29.137	181.3	1:38.832	3:43.859
4 -	21.796	<b>270.0</b>	58.617	193.5	48.796	2:09.209	12 -	36.695	122.7	1:22.750	162.5	1:29.045	3:28.490
5 -	21.886	267.5	59.040	179.5	48.825	2:09.751	13 -	48.710	86.4	1:48.126	167.4	1:14.727	3:51.563
6 -	21.697	267.5	<b>58.571</b>	<b>194.5</b>	48.518	<b>2:08.786</b>	14 -	22.462	254.9	59.994	192.0	49.056	2:11.512
7 -	<b>21.660</b>	265.1	59.035	191.4	48.502	2:09.197	15 -	21.430	266.3	59.417	<b>194.5</b>	48.483	2:09.330
8 -	21.668	264.0	58.812	193.5	50.091	2:10.571	16 -	21.546	266.3	1:00.146	189.9	49.180	2:10.872

<b>14</b>	Alvaro BARBA LOPEZ			ESP	Jenzer Motorsport								
1 -	28.703	249.5	1:03.039	192.0	49.231	2:20.973	9 -	26.415	204.8	1:02.722	187.5	1:02.035	2:31.172
2 -	21.699	<b>268.7</b>	58.587	189.9	48.980	2:09.266	10 -	44.871	125.8	1:33.881	120.4	1:43.438	4:02.190
3 -	21.623	264.0	58.515	190.9	48.913	2:09.051	11 -	35.889	140.0	1:30.937	113.0	1:35.067	3:41.893
4 -	<b>21.612</b>	267.5	58.168	191.4	48.715	2:08.495	12 -	38.916	124.5	1:25.225	135.8	1:28.360	3:32.501
5 -	21.553	<b>268.7</b>	58.497	192.0	48.501	2:08.551	13 -	46.513	135.6	1:50.770	162.8	1:16.461	3:53.744
6 -	<b>21.612</b>	265.1	58.838	189.9	<b>48.456</b>	2:08.906	14 -	21.766	267.5	59.610	<b>193.5</b>	48.660	2:10.036
7 -	21.656	264.0	<b>57.811</b>	190.4	48.782	<b>2:08.249</b>	15 -	21.477	266.3	58.723	191.4	48.593	2:08.793
8 -	21.813	266.3	58.159	189.9	48.668	2:08.640	16 -	21.433	266.3	58.769	192.5	49.437	2:09.639

<b>15</b>	Alessandro BONETTI			ITA	Jenzer Motorsport								
1 -	31.198	218.3	1:04.061	189.9	51.456	2:26.715	9 -	24.241	193.4	1:06.798	183.2	57.656	2:28.695
2 -	22.056	266.3	59.352	190.4	49.031	2:10.439	10 -	41.385	111.8	1:34.092	107.4	1:49.065	4:04.542
3 -	21.701	266.3	58.924	188.4	48.859	2:09.484	11 -	33.565	158.4	1:27.727	137.9	1:38.735	3:40.027
4 -	22.355	266.3	59.060	190.4	48.790	2:10.205	12 -	38.250	143.1	1:20.637	132.5	1:30.193	3:29.080
5 -	21.772	264.0	59.165	<b>192.0</b>	49.168	2:10.105	13 -	48.004	118.5	1:47.593	154.1	1:12.903	3:48.500
6 -	21.656	<b>268.7</b>	59.481	188.4	<b>48.716</b>	2:09.853	14 -	22.585	265.1	59.623	188.9	48.930	2:11.138
7 -	<b>21.635</b>	267.5	58.827	189.9	49.315	2:09.777	15 -	21.537	267.5	59.025	191.4	48.842	<b>2:09.404</b>
8 -	21.797	264.0	<b>57.821</b>	190.9	50.624	2:10.242	16 -	21.457	<b>268.7</b>	1:00.570	184.6	49.736	2:11.763

<b>16</b>	Alvaro PARENTE			POR	Victory Engineering								
1 -	26.091	262.8	59.450	<b>195.7</b>	48.405	2:13.946	9 -	<b>22.732</b>	227.5	1:07.036	162.5	1:02.408	2:32.176
2 -	21.643	267.5	58.078	189.9	48.498	2:08.219	10 -	44.829	163.1	1:39.584	107.9	1:38.522	4:02.935
3 -	21.742	266.3	57.602	192.0	48.301	2:07.645	11 -	38.154	145.5	1:33.469	111.6	1:30.969	3:42.592
4 -	21.810	265.1	<b>56.998</b>	193.0	48.128	<b>2:06.936</b>	12 -	39.807	205.5	1:29.091	111.9	1:28.460	3:37.358
5 -	21.721	265.1	57.128	192.5	48.313	2:07.162	13 -	43.941	96.5	1:52.514	165.8	1:18.332	3:54.787
6 -	21.620	266.3	57.170	187.5	48.353	2:07.143	14 -	21.678	266.3	58.842	190.9	48.491	2:09.011
7 -	21.570	<b>268.7</b>	57.688	190.4	48.352	2:07.610	15 -	21.501	267.5	57.737	193.5	48.373	2:07.611
8 -	21.672	<b>268.7</b>	57.449	192.5	48.264	2:07.385	16 -	21.461	266.3	58.098	189.4	<b>47.955</b>	2:07.514

Weather/Track: Bright / Dry

Spa-Francorchamps  
Circuit Length = 6.9760 km.  
Start: 14:19 End: 15:00

## 2006 World Series by Renault SECTOR ANALYSIS - RACE 2

(contd.)

<b>18</b>	<b>Hayanari SHIMODA</b>				<b>JPN</b>	<b>Victory Engineering</b>							
<b>1</b> -	28.856	238.5	1:02.351	190.4	49.225	<b>2:20.432</b>	<b>9</b> -	25.500	232.9	1:03.587	184.1	1:01.122	2:30.209
<b>2</b> -	21.600	266.3	58.622	186.5	49.054	<b>2:09.276</b>	<b>10</b> -	44.827	146.3	1:34.809	119.8	1:42.554	4:02.190
<b>3</b> -	21.679	<b>268.7</b>	58.542	188.4	48.829	<b>2:09.050</b>	<b>11</b> -	36.435	160.5	1:31.254	111.1	1:35.141	3:42.830
<b>4</b> -	<b>21.593</b>	264.0	58.267	187.5	48.666	<b>2:08.526</b>	<b>12</b> -	38.301	114.4	1:25.478	120.2	1:29.117	3:32.896
<b>5</b> -	21.634	266.3	<b>57.967</b>	189.4	48.745	<b>2:08.346</b>	<b>13</b> -	45.858	134.0	1:50.933	172.6	1:16.414	3:53.205
<b>6</b> -	21.666	267.5	58.100	189.9	48.674	<b>2:08.440</b>	<b>14</b> -	21.615	265.1	1:00.183	<b>190.9</b>	<b>48.531</b>	2:10.329
<b>7</b> -	21.546	266.3	58.006	187.9	48.576	<b>2:08.128</b>	<b>15</b> -	21.547	266.3	58.611	189.4	48.663	2:08.821
<b>8</b> -	21.583	265.1	59.012	190.4	48.670	<b>2:09.265</b>	<b>16</b> -	21.496	266.3	58.882	185.0	49.591	2:09.969

<b>19</b>	<b>Matteo MENEGHELLO</b>				<b>ITA</b>	<b>GD Racing</b>							
<b>1</b> -	29.968	219.1	1:03.433	189.9	50.060	<b>2:23.461</b>	<b>9</b> -	26.225	157.5	1:07.536	189.9	56.897	2:30.658
<b>2</b> -	22.313	264.0	58.182	190.4	49.409	<b>2:09.904</b>	<b>10</b> -	42.015	99.4	1:34.337	118.0	1:49.045	4:05.397
<b>3</b> -	22.300	265.1	57.889	190.9	49.049	<b>2:09.238</b>	<b>11</b> -	32.752	170.6	1:28.194	147.2	1:38.192	3:39.138
<b>4</b> -	22.263	262.8	57.624	<b>194.0</b>	49.149	<b>2:09.036</b>	<b>12</b> -	36.752	142.1	1:23.105	143.7	1:28.713	3:28.570
<b>5</b> -	22.174	264.0	58.717	191.4	48.911	<b>2:09.802</b>	<b>13</b> -	48.681	84.8	1:48.111	152.2	1:13.273	3:50.065
<b>6</b> -	22.391	266.3	59.137	189.9	49.112	<b>2:10.640</b>	<b>14</b> -	22.271	<b>268.7</b>	59.244	191.4	49.429	2:10.944
<b>7</b> -	22.185	264.0	59.952	188.4	48.997	<b>2:11.134</b>	<b>15</b> -	22.274	262.8	58.167	190.9	49.062	2:09.503
<b>8</b> -	22.170	262.8	<b>57.592</b>	193.5	50.300	<b>2:10.062</b>	<b>16</b> -	22.166	264.0	1:00.139	188.4	<b>48.785</b>	2:11.090

<b>20</b>	<b>Patrick PILET</b>				<b>FRA</b>	<b>GD Racing</b>							
<b>1</b> -	29.755	241.4	1:03.963	189.4	50.121	<b>2:23.839</b>	<b>9</b> -	28.004	171.1	1:02.426	188.4	59.271	2:29.701
<b>2</b> -	22.138	259.3	58.761	187.5	49.305	<b>2:10.204</b>	<b>10</b> -	44.936	120.2	1:34.516	121.6	1:42.810	4:02.262
<b>3</b> -	21.962	268.7	58.395	183.2	48.947	<b>2:09.304</b>	<b>11</b> -	36.904	162.7	1:29.751	121.0	1:37.059	3:43.714
<b>4</b> -	21.757	<b>271.2</b>	58.235	189.9	48.857	<b>2:08.849</b>	<b>12</b> -	38.920	119.2	1:21.851	150.0	1:28.731	3:29.502
<b>5</b> -	21.598	<b>271.2</b>	57.951	187.5	<b>48.477</b>	<b>2:08.026</b>	<b>13</b> -	50.125	96.2	1:47.170	167.8	1:15.716	3:53.011
<b>6</b> -	21.805	267.5	57.758	187.0	48.499	<b>2:08.062</b>	<b>14</b> -	21.756	<b>271.2</b>	59.205	<b>190.9</b>	48.826	2:09.787
<b>7</b> -	<b>21.522</b>	270.0	58.082	<b>190.9</b>	49.646	<b>2:09.250</b>	<b>15</b> -	21.697	267.5	58.160	190.4	48.870	2:08.727
<b>8</b> -	21.884	262.8	<b>57.458</b>	189.4	50.557	<b>2:09.899</b>	<b>16</b> -	21.476	270.0	59.767	188.9	49.049	2:10.292

<b>21</b>	<b>Eric SALIGNON</b>				<b>FRA</b>	<b>Interwetten.com</b>							
<b>1</b> -	26.517	261.6	59.612	<b>190.9</b>	48.884	<b>2:15.013</b>	<b>9</b> -	22.976	259.3	1:02.633	172.6	1:04.290	2:29.899
<b>2</b> -	21.992	266.3	57.878	189.9	48.616	<b>2:08.486</b>	<b>10</b> -	43.368	171.1	1:39.124	105.1	1:38.983	4:01.475
<b>3</b> -	21.913	<b>268.7</b>	57.300	187.9	48.458	<b>2:07.671</b>	<b>11</b> -	38.036	144.1	1:33.409	122.8	1:31.952	3:43.397
<b>4</b> -	21.864	267.5	57.324	189.9	48.470	<b>2:07.658</b>	<b>12</b> -	39.232	187.9	1:28.325	110.0	1:28.738	3:36.295
<b>5</b> -	21.866	<b>268.7</b>	57.542	185.0	48.745	<b>2:08.153</b>	<b>13</b> -	43.769	96.4	1:53.221	153.8	1:18.227	3:55.217
<b>6</b> -	21.788	266.3	57.760	187.0	48.740	<b>2:08.288</b>	<b>14</b> -	22.230	265.1	59.016	185.0	48.766	2:10.012
<b>7</b> -	21.808	266.3	57.507	186.5	<b>48.440</b>	<b>2:07.755</b>	<b>15</b> -	<b>21.782</b>	<b>268.7</b>	57.873	184.6	48.511	2:08.166
<b>8</b> -	21.834	264.0	<b>57.255</b>	188.9	48.784	<b>2:07.873</b>	<b>16</b> -	21.832	262.8	57.749	185.5	48.488	2:08.069

Weather/Track: Bright / Dry

Spa-Francorchamps  
Circuit Length = 6.9760 km.  
Start: 14:19 End: 15:00

## 2006 World Series by Renault SECTOR ANALYSIS - RACE 2

(contd.)

<b>22</b>		Andy SOUCEK		ESP		Interwetten.com			
1 -	25.924 256.0	58.676 193.5	48.721	2:13.321	<b>9 -</b>	22.227 216.7	1:06.412 179.1	1:02.264	2:30.897
2 -	21.574 267.5	58.059 193.5	48.381	2:08.014	<b>10 -</b>	44.903 181.0	1:40.033 102.2	1:37.673	4:02.609
3 -	21.633 265.1	57.267 194.0	48.344	2:07.244	<b>11 -</b>	38.061 165.4	1:34.968 116.8	1:30.672	3:43.701
4 -	21.688 267.5	<b>57.209 195.6</b>	48.237	<b>2:07.134</b>	<b>12 -</b>	38.584 143.8	1:30.555 105.2	1:27.935	3:37.074
5 -	21.618 267.5	57.366 193.0	48.380	2:07.364	<b>13 -</b>	44.051 107.0	1:52.788 157.5	1:18.647	3:55.486
6 -	21.545 267.5	57.521 190.4	48.456	2:07.522	<b>14 -</b>	21.511 266.3	58.872 193.0	48.452	2:08.835
7 -	21.547 <b>268.7</b>	57.599 194.0	48.342	2:07.488	<b>15 -</b>	21.483 <b>268.7</b>	57.839 193.0	48.495	2:07.817
8 -	21.591 266.3	57.494 194.5	48.583	2:07.668	<b>16 -</b>	21.525 262.8	57.685 192.0	<b>48.173</b>	2:07.383
<b>23</b>		Milos PAVLOVIC		SCG		EuroInternational			
1 -	26.935 264.0	1:00.079 193.5	48.942	2:15.956	<b>9 -</b>	24.038 245.4	1:01.733 180.9	1:04.663	2:30.434
2 -	21.681 265.1	58.075 195.1	48.395	2:08.151	<b>10 -</b>	44.620 166.8	1:37.767 96.1	1:40.735	4:03.122
3 -	21.688 266.3	57.447 193.5	48.563	2:07.698	<b>11 -</b>	37.013 139.1	1:32.522 146.0	1:32.203	3:41.738
4 -	21.669 266.3	57.408 190.9	48.492	2:07.569	<b>12 -</b>	39.290 161.4	1:27.691 113.0	1:29.323	3:36.304
5 -	21.642 266.3	57.694 189.4	48.615	2:07.951	<b>13 -</b>	43.532 105.8	1:52.807 167.4	1:36.686	4:13.025
6 -	21.583 260.5	58.148 190.4	48.713	2:08.444	<b>14 -</b>	22.045 266.3	58.199 182.2	56.672	2:16.916
7 -	21.543 <b>267.5</b>	57.964 190.4	48.609	2:08.116	<b>15 -</b>	21.790 264.0	<b>56.592 195.6</b>	<b>48.065</b>	<b>2:06.447</b>
8 -	21.669 266.3	57.429 192.0	48.568	2:07.666	<b>16 -</b>	<b>21.718</b> 265.1	56.764 186.5	48.497	2:06.979
<b>24</b>		Carlos IACONELLI		ESP		EuroInternational			
1 -	29.241 252.7	1:02.924 192.0	49.510	2:21.675	<b>9 -</b>	26.684 191.6	1:02.035 192.0	1:02.536	2:31.255
2 -	22.104 262.8	58.319 189.9	48.941	2:09.364	<b>10 -</b>	45.009 122.9	1:33.607 114.6	1:43.277	4:01.893
3 -	21.891 267.5	58.265 189.9	48.813	2:08.969	<b>11 -</b>	36.139 120.7	1:30.926 119.8	1:36.843	3:43.908
4 -	21.705 267.5	<b>57.704</b> 189.4	48.783	<b>2:08.192</b>	<b>12 -</b>	37.453 128.0	1:24.827 158.2	1:28.495	3:30.775
5 -	21.644 265.1	58.451 189.4	48.675	2:08.770	<b>13 -</b>	46.451 132.5	1:50.243 172.6	1:16.587	3:53.281
6 -	21.580 266.3	58.698 187.9	<b>48.641</b>	2:08.919	<b>14 -</b>	22.145 266.3	58.981 191.4	48.918	2:10.044
7 -	<b>21.555</b> 267.5	57.859 187.9	48.983	2:08.397	<b>15 -</b>	21.541 267.5	58.277 190.9	48.675	2:08.493
8 -	21.629 264.0	58.009 <b>193.0</b>	49.305	2:08.943	<b>16 -</b>	21.471 <b>268.7</b>	1:04.206 191.4	48.864	2:14.541
<b>25</b>		Borja GARCIA		ESP		RC Motorsport			
1 -	24.713 260.5	57.312 <b>194.0</b>	48.369	2:10.394	<b>9 -</b>	25.435 201.3	1:06.739 172.6	1:03.342	2:35.516
2 -	21.908 261.6	56.839 193.0	48.306	2:07.053	<b>10 -</b>	41.911 148.8	1:42.695 100.4	1:37.108	4:01.714
3 -	21.910 264.0	56.887 190.9	48.417	2:07.214	<b>11 -</b>	37.213 157.5	1:35.760 112.8	1:31.349	3:44.322
4 -	21.977 264.0	56.694 192.5	48.260	2:06.931	<b>12 -</b>	36.467 122.9	1:32.842 124.5	1:27.739	3:37.048
5 -	21.936 262.8	56.791 192.0	48.343	2:07.070	<b>13 -</b>	43.941 91.1	1:52.975 123.7	1:19.173	3:56.089
6 -	21.858 262.8	<b>56.633</b> 189.9	48.445	2:06.936	<b>14 -</b>	22.006 <b>265.1</b>	57.251 192.0	48.390	2:07.647
7 -	21.789 <b>265.1</b>	56.754 192.5	48.318	2:06.861	<b>15 -</b>	21.856 <b>265.1</b>	57.239 192.0	48.249	2:07.344
8 -	21.830 262.8	56.908 192.0	48.443	2:07.181	<b>16 -</b>	21.863 262.8	56.826 192.0	<b>48.168</b>	<b>2:06.857</b>

Weather/Track: Bright / Dry

Spa-Francorchamps  
Circuit Length = 6.9760 km.  
Start: 14:19 End: 15:00

## 2006 World Series by Renault SECTOR ANALYSIS - RACE 2

(contd.)

<b>26</b>	<b>Bruce JOUANNY</b>				<b>FRA</b>	<b>RC Motorsport</b>							
<b>1</b> -	30.373	220.8	1:04.347	188.9	50.121	<b>2:24.841</b>	<b>9</b> -	25.047	206.9	1:08.376	180.0	57.155	<b>2:30.578</b>
<b>2</b> -	22.401	262.8	59.252	<b>192.0</b>	49.195	<b>2:10.848</b>	<b>10</b> -	37.735	117.1	1:36.327	114.8	1:46.594	<b>4:00.656</b>
<b>3</b> -	22.183	261.6	58.454	189.9	49.879	<b>2:10.516</b>	<b>11</b> -	34.261	168.2	1:27.034	123.4	1:38.722	<b>3:40.017</b>
<b>4</b> -	22.275	264.0	58.420	190.4	49.127	<b>2:09.822</b>	<b>12</b> -	37.735	136.2	1:21.230	166.2	1:29.903	<b>3:28.868</b>
<b>5</b> -	22.019	<b>266.3</b>	59.266	188.9	49.189	<b>2:10.474</b>	<b>13</b> -	48.824	89.1	1:46.690	164.0	1:13.537	<b>3:49.051</b>
<b>6</b> -	22.089	262.8	58.890	188.4	49.016	<b>2:09.995</b>	<b>14</b> -	23.056	257.1	59.987	189.9	49.481	<b>2:12.524</b>
<b>7</b> -	<b>22.016</b>	262.8	1:00.218	<b>192.0</b>	48.929	<b>2:11.163</b>	<b>15</b> -	22.348	258.2	<b>57.984</b>	189.9	<b>48.658</b>	<b>2:08.990</b>
<b>8</b> -	22.063	265.1	58.135	189.4	52.036	<b>2:12.234</b>	<b>16</b> -	22.484	220.0	59.969	<b>192.0</b>	49.777	<b>2:12.230</b>
<b>27</b>	<b>Aix DANIELSSON</b>				<b>SWE</b>	<b>Comtec</b>							
<b>1</b> -	25.069	262.8	57.680	194.0	48.524	<b>2:11.273</b>	<b>5</b> -	21.687	270.0	56.955	194.5	48.302	<b>2:06.944</b>
<b>2</b> -	21.650	268.7	57.203	194.0	48.457	<b>2:07.310</b>	<b>6</b> -	21.538	267.5	57.064	192.5	48.457	<b>2:07.059</b>
<b>3</b> -	21.710	267.5	<b>56.736</b>	<b>195.6</b>	48.539	<b>2:06.985</b>	<b>7</b> -	21.519	<b>271.2</b>	57.223	192.5	<b>48.207</b>	<b>2:06.949</b>
<b>4</b> -	21.715	267.5	56.967	190.4	48.302	<b>2:06.984</b>							
<b>28</b>	<b>Jaap VAN LAGEN</b>				<b>NED</b>	<b>Comtec</b>							
<b>29</b>	<b>Gregory FRANCHI</b>				<b>BEL</b>	<b>Prema Powerteam</b>							
<b>1</b> -	29.555	240.4	1:03.209	189.4	50.188	<b>2:22.952</b>	<b>9</b> -	25.819	183.9	1:05.785	184.6	57.448	<b>2:29.052</b>
<b>2</b> -	21.834	<b>270.0</b>	58.721	189.9	49.180	<b>2:09.735</b>	<b>10</b> -	42.423	104.0	1:34.272	112.8	1:44.798	<b>4:01.493</b>
<b>3</b> -	22.018	266.3	58.438	188.9	48.716	<b>2:09.172</b>	<b>11</b> -	36.100	189.1	1:29.522	147.2	1:38.192	<b>3:43.814</b>
<b>4</b> -	21.827	268.7	57.992	<b>192.5</b>	49.022	<b>2:08.841</b>	<b>12</b> -	36.953	120.2	1:22.481	179.1	1:29.538	<b>3:28.972</b>
<b>5</b> -	21.814	265.1	<b>57.854</b>	188.9	<b>48.609</b>	<b>2:08.277</b>	<b>13</b> -	48.690	98.3	1:47.462	161.7	1:15.199	<b>3:51.351</b>
<b>6</b> -	21.738	266.3	58.300	188.4	48.733	<b>2:08.771</b>	<b>14</b> -	22.293	267.5	59.255	189.4	48.704	<b>2:10.252</b>
<b>7</b> -	<b>21.694</b>	268.7	1:01.862	190.9	48.949	<b>2:12.505</b>	<b>15</b> -	21.618	268.7	58.336	188.4	48.691	<b>2:08.645</b>
<b>8</b> -	21.777	264.0	57.958	186.5	51.558	<b>2:11.293</b>	<b>16</b> -	21.622	267.5	59.332	187.9	48.930	<b>2:09.884</b>
<b>30</b>	<b>Christian MONTANARI</b>				<b>RSM</b>	<b>Prema Powerteam</b>							
<b>1</b> -	27.801	256.0	1:00.711	192.5	48.942	<b>2:17.454</b>	<b>9</b> -	23.208	253.8	59.225	188.4	59.100	<b>2:21.533</b>
<b>2</b> -	21.623	254.9	59.546	192.0	48.331	<b>2:09.500</b>	<b>10</b> -	27.014	138.1	1:35.492	109.4	1:49.514	<b>3:52.020</b>
<b>3</b> -	21.947	264.0	57.538	193.5	48.243	<b>2:07.728</b>	<b>11</b> -	31.460	150.7	1:27.912	147.5	1:38.181	<b>3:37.553</b>
<b>4</b> -	21.772	<b>268.7</b>	57.541	193.5	1:29.515	<b>2:48.828</b>	<b>12</b> -	37.313	150.7	1:21.060	154.5	1:31.049	<b>3:29.422</b>
<b>5</b> -	22.889	247.5	57.668	<b>194.5</b>	48.450	<b>2:09.007</b>	<b>13</b> -	47.973	81.8	1:46.480	157.2	1:14.042	<b>3:48.495</b>
<b>6</b> -	21.934	262.8	56.893	194.0	<b>48.144</b>	<b>2:06.971</b>	<b>14</b> -	22.528	226.7	1:01.019	188.9	48.956	<b>2:12.503</b>
<b>7</b> -	<b>21.876</b>	264.0	56.887	193.5	48.272	<b>2:07.035</b>	<b>15</b> -	21.652	265.1	58.119	192.5	48.781	<b>2:08.552</b>
<b>8</b> -	21.921	261.6	<b>56.602</b>	193.5	56.169	<b>2:14.692</b>	<b>16</b> -	21.481	267.5	58.085	192.5	51.006	<b>2:10.572</b>

Weather/Track: Bright / Dry

Spa-Francorchamps  
Circuit Length = 6.9760 km.  
Start: 14:19 End: 15:00



## 2006 World Series by Renault SECTOR ANALYSIS - RACE 2

(contd.)

<b>31</b>	<b>Marco BONANOMI</b>				<b>ITA</b>	<b>Tech 1 Racing</b>							
<b>1</b> -	27.934	245.4	1:00.006	<b>194.0</b>	49.219	<b>2:17.159</b>	<b>9</b> -	25.523	210.6	1:02.558	186.5	1:04.116	<b>2:32.197</b>
<b>2</b> -	21.635	262.8	58.609	192.0	48.635	<b>2:08.879</b>	<b>10</b> -	43.388	147.7	1:36.935	132.8	1:41.468	<b>4:01.791</b>
<b>3</b> -	21.696	266.3	57.776	192.0	48.521	<b>2:07.993</b>	<b>11</b> -	37.533	133.4	1:31.578	144.0	1:32.307	<b>3:41.418</b>
<b>4</b> -	21.707	266.3	<b>57.559</b>	192.0	48.427	<b>2:07.693</b>	<b>12</b> -	40.619	110.4	1:26.639	108.5	1:28.899	<b>3:36.157</b>
<b>5</b> -	21.645	266.3	57.752	192.5	48.656	<b>2:08.053</b>	<b>13</b> -	44.222	123.4	1:52.821	174.7	1:17.132	<b>3:54.175</b>
<b>6</b> -	21.581	<b>267.5</b>	58.048	189.4	48.593	<b>2:08.222</b>	<b>14</b> -	22.939	264.0	59.071	192.5	48.521	<b>2:10.531</b>
<b>7</b> -	21.512	<b>267.5</b>	58.121	190.4	48.437	<b>2:08.070</b>	<b>15</b> -	21.692	<b>267.5</b>	57.724	191.4	48.383	<b>2:07.799</b>
<b>8</b> -	21.648	264.0	57.707	191.4	48.608	<b>2:07.963</b>	<b>16</b> -	21.618	264.0	58.144	190.9	<b>48.377</b>	<b>2:08.139</b>

<b>32</b>	<b>Ryo FUKUDA</b>				<b>JPN</b>	<b>Tech 1 Racing</b>							
<b>1</b> -	29.515	237.6	1:03.526	189.4	49.080	<b>2:22.121</b>	<b>9</b> -	27.048	206.2	1:02.338	187.0	1:02.725	<b>2:32.111</b>
<b>2</b> -	21.830	247.5	58.715	190.4	49.337	<b>2:09.882</b>	<b>10</b> -	44.499	117.6	1:32.739	116.3	1:43.680	<b>4:00.918</b>
<b>3</b> -	21.766	266.3	58.329	189.4	49.048	<b>2:09.143</b>	<b>11</b> -	36.303	145.5	1:30.399	118.8	1:37.381	<b>3:44.083</b>
<b>4</b> -	21.780	<b>267.5</b>	57.720	192.5	48.878	<b>2:08.378</b>	<b>12</b> -	37.242	128.8	1:24.607	160.7	1:28.362	<b>3:30.211</b>
<b>5</b> -	21.693	266.3	57.908	<b>193.5</b>	48.995	<b>2:08.596</b>	<b>13</b> -	47.645	114.0	1:49.492	146.9	1:16.104	<b>3:53.241</b>
<b>6</b> -	21.730	266.3	58.419	188.9	<b>48.637</b>	<b>2:08.786</b>	<b>14</b> -	21.779	<b>267.5</b>	59.346	<b>193.5</b>	48.988	<b>2:10.113</b>
<b>7</b> -	<b>21.679</b>	265.1	58.260	190.4	48.725	<b>2:08.664</b>	<b>15</b> -	21.611	<b>267.5</b>	58.140	188.4	48.861	<b>2:08.612</b>
<b>8</b> -	21.768	265.1	<b>57.711</b>	<b>193.5</b>	49.281	<b>2:08.760</b>	<b>16</b> -	21.557	<b>267.5</b>	59.449	191.4	48.994	<b>2:10.000</b>

Weather/Track: Bright / Dry

www.mstworld.com

Page 7 of 7

Spa-Francorchamps  
Circuit Length = 6.9760 km.  
Start: 14:19 End: 15:00  
Printed - 15:12 Saturday, 29 July 2006

## 2006 World Series by Renault Race 2 - Best Sector Speeds Report

SECTOR 1				SECTOR 2			SECTOR 3		
POS	NO	NAME	SPEED	LAP	NO	NAME	SPEED	LAP	NO SPEED TRAP AVAILABLE
1	20	PILET	271.2	4	11	HANLEY	196.1	8	
2	27	DANIELSSON	271.2	7	22	SOUCEK	195.6	4	
3	5	KERR	270.0	5	23	PAVLOVIC	195.6	15	
4	7	ALESHIN	270.0	7	27	DANIELSSON	195.6	3	
5	9	MIGUEZ	270.0	6	16	PARENTE	195.1	1	
6	10	ROSSITER	270.0	4	4	KOSTKA	194.5	4	
7	11	HANLEY	270.0	15	12	SABATINO	194.5	6	
8	12	SABATINO	270.0	4	30	MONTANARI	194.5	5	
9	29	FRANCHI	270.0	2	9	MIGUEZ	194.0	8	
10	3	MALDONADO	268.7	2	19	MENEGHELLO	194.0	4	
11	4	KOSTKA	268.7	6	25	GARCIA	194.0	1	
12	14	BARBA LOPEZ	268.7	2	31	BONANOMI	194.0	1	
13	15	BONETTI	268.7	6	5	KERR	193.5	8	
14	16	PARENTE	268.7	7	14	BARBA LOPEZ	193.5	14	
15	18	SHIMODA	268.7	3	32	FUKUDA	193.5	5	
16	19	MENEGHELLO	268.7	14	7	ALESHIN	193.0	14	
17	21	SALIGNON	268.7	3	24	IACONELLI	193.0	8	
18	22	SOUCEK	268.7	7	3	MALDONADO	192.5	4	
19	24	IACONELLI	268.7	16	10	ROSSITER	192.5	1	
20	30	MONTANARI	268.7	4	29	FRANCHI	192.5	4	
21	1	KANE	267.5	6	1	KANE	192.0	4	
22	23	PAVLOVIC	267.5	7	15	BONETTI	192.0	5	
23	31	BONANOMI	267.5	6	26	JOUANNY	192.0	2	
24	32	FUKUDA	267.5	4	18	SHIMODA	190.9	14	
25	26	JOUANNY	266.3	5	20	PILET	190.9	7	
26	25	GARCIA	265.1	7	21	SALIGNON	190.9	1	

Weather/Track : Bright / Dry

Circuit Length - 6.9760 kilometres  
Spa-Francorchamps  
Spa

Printed at 15:14, Saturday, 29 July, 2006

© MST Systems Ltd, 2005 (www.mstworld.com)

Page 1

## 2006 World Series by Renault Race 2 - Best Sector Times Report

POS	SECTOR 1			SECTOR 2			SECTOR 3			IDEAL/BEST LAP COMPARISON					
	NO	TIME	LAP	NO	TIME	LAP	NO	TIME	LAP	NO	NAME	IDEAL	BEST	LAP	DIFF
1	4	21.376	16	23	56.592	15	16	47.955	16	23	PAVLOVIC	2:06.200	2:06.447	15	+ 0.247
2	11	21.420	7	30	56.602	8	23	48.065	15	30	MONTANARI	2:06.227	2:06.971	6	+ 0.744
3	1	21.430	15	3	56.633	3	12	48.074	3	3	MALDONAD	2:06.344	2:06.730	6	+ 0.386
4	12	21.430	15	25	56.633	6	3	48.113	8	16	PARENTE	2:06.414	2:06.936	4	+ 0.522
5	14	21.433	16	27	56.736	3	30	48.144	6	27	DANIELSSO	2:06.462	2:06.944	5	+ 0.482
6	10	21.449	16	16	56.998	4	25	48.168	16	25	GARCIA	2:06.590	2:06.857	16	+ 0.267
7	15	21.457	16	22	57.209	4	22	48.173	16	22	SOUCEK	2:06.865	2:07.134	4	+ 0.269
8	16	21.461	16	21	57.255	8	11	48.185	14	11	HANLEY	2:07.127	2:07.512	6	+ 0.385
9	24	21.471	16	20	57.458	8	27	48.207	7	10	ROSSITER	2:07.324	2:07.736	4	+ 0.412
10	20	21.476	16	11	57.522	6	7	48.267	4	20	PILET	2:07.411	2:08.026	5	+ 0.615
11	7	21.477	16	10	57.539	4	10	48.336	6	31	BONANOMI	2:07.448	2:07.693	4	+ 0.245
12	30	21.481	16	31	57.559	4	31	48.377	16	21	SALIGNON	2:07.477	2:07.658	4	+ 0.181
13	22	21.483	15	19	57.592	8	5	48.428	16	7	ALESHIN	2:07.515	2:07.639	4	+ 0.124
14	18	21.496	16	24	57.704	4	21	48.440	7	4	KOSTKA	2:07.585	2:07.766	7	+ 0.181
15	31	21.512	7	32	57.711	8	14	48.456	6	14	BARBA LOPE	2:07.700	2:08.249	7	+ 0.549
16	27	21.519	7	4	57.715	7	20	48.477	5	5	KERR	2:07.804	2:08.088	6	+ 0.284
17	23	21.543	7	1	57.762	7	4	48.494	6	24	IACONELLI	2:07.816	2:08.192	4	+ 0.376
18	32	21.557	16	5	57.769	7	18	48.531	14	1	KANE	2:07.890	2:08.047	7	+ 0.157
19	3	21.598	7	7	57.771	4	29	48.609	5	32	FUKUDA	2:07.905	2:08.378	4	+ 0.473
20	5	21.607	7	14	57.811	7	32	48.637	6	15	BONETTI	2:07.994	2:09.404	15	+ 1.410
21	29	21.618	15	15	57.821	8	24	48.641	6	18	SHIMODA	2:07.994	2:08.128	7	+ 0.134
22	9	21.668	16	29	57.854	5	26	48.658	15	12	SABATINO	2:08.075	2:08.786	6	+ 0.711
23	21	21.782	15	18	57.967	5	1	48.698	6	29	FRANCHI	2:08.081	2:08.277	5	+ 0.196
24	25	21.789	7	26	57.984	15	15	48.716	6	9	MIGUEZ	2:08.509	2:08.683	15	+ 0.174
25	26	22.016	7	9	58.116	4	9	48.725	5	19	MENEGHELL	2:08.543	2:09.036	4	+ 0.493
26	19	22.166	16	12	58.571	6	19	48.785	16	26	JOUANNY	2:08.658	2:08.990	15	+ 0.332

'Perfect Lap' - 2:05.923

Weather/Track : Bright / Dry

Circuit Length - 6.9760 kilometres  
Spa-Francorchamps  
Spa

Printed at 15:14, Saturday, 29 July, 2006

© MST Systems Ltd, 2005 (www.mstworld.com)

Page 1

## 2006 World Series by Renault LAP CHART - RACE 2

Lap 1			Lap 2			Lap 3			Lap 4			Lap 5		
No	Behind	Laptime	No	Behind	Laptime	No	Behind	Laptime	No	Behind	Laptime	No	Behind	Laptime
25		2:10.394	25		2:07.053	25		2:07.214	25		2:06.931	25		2:07.070
27	0.879	2:11.273	27	1.136	2:07.310	27	0.907	2:06.985	27	0.960	2:06.984	27	0.834	2:06.944
3	1.952	2:12.346	3	2.187	2:07.288	3	1.745	2:06.772	3	1.809	2:06.995	3	2.736	2:07.997
22	2.927	2:13.321	22	3.888	2:08.014	22	3.918	2:07.244	22	4.121	2:07.134	22	4.415	2:07.364
16	3.552	2:13.946	16	4.718	2:08.219	16	5.149	2:07.645	16	5.154	2:06.936	16	5.246	2:07.162
21	4.619	2:15.013	21	6.052	2:08.486	21	6.509	2:07.671	21	7.236	2:07.658	21	8.319	2:08.153
10	5.204	2:15.598	23	6.660	2:08.151	23	7.144	2:07.698	23	7.782	2:07.569	23	8.663	2:07.951
23	5.562	2:15.956	10	7.407	2:09.256	10	7.991	2:07.798	10	8.796	2:07.736	10	9.790	2:08.064
7	6.179	2:16.573	7	7.756	2:08.630	7	8.466	2:07.924	7	9.174	2:07.639	7	10.519	2:08.415
31	6.765	2:17.159	31	8.591	2:08.879	31	9.370	2:07.993	31	10.132	2:07.693	31	11.115	2:08.053
30	7.060	2:17.454	30	9.507	2:09.500	30	10.021	2:07.728	11	11.734	2:07.784	11	12.275	2:07.611
11	7.684	2:18.078	11	10.292	2:09.661	11	10.881	2:07.803	4	13.289	2:08.179	4	14.721	2:08.502
4	8.223	2:18.617	4	10.929	2:09.759	4	12.041	2:08.326	5	14.291	2:08.410	5	15.800	2:08.579
5	8.873	2:19.267	5	11.411	2:09.591	5	12.812	2:08.615	1	15.135	2:08.271	1	16.471	2:08.406
1	9.587	2:19.981	1	11.812	2:09.278	1	13.795	2:09.197	18	15.692	2:08.526	18	16.968	2:08.346
18	10.038	2:20.432	18	12.261	2:09.276	18	14.097	2:09.050	14	16.193	2:08.495	14	17.674	2:08.551
14	10.579	2:20.973	14	12.792	2:09.266	14	14.629	2:09.051	24	16.608	2:08.192	24	18.308	2:08.770
24	11.281	2:21.675	24	13.592	2:09.364	24	15.347	2:08.969	32	17.932	2:08.378	32	19.458	2:08.596
32	11.727	2:22.121	32	14.556	2:09.882	32	16.485	2:09.143	29	19.108	2:08.841	29	20.315	2:08.277
29	12.558	2:22.952	29	15.240	2:09.735	29	17.198	2:09.172	19	20.047	2:09.036	20	21.560	2:08.026
19	13.067	2:23.461	19	15.918	2:09.904	19	17.942	2:09.238	20	20.604	2:08.849	19	22.779	2:09.802
20	13.445	2:23.839	20	16.596	2:10.204	20	18.686	2:09.304	9	21.311	2:08.891	9	23.228	2:08.987
9	13.838	2:24.232	9	16.988	2:10.203	9	19.351	2:09.577	12	22.520	2:09.209	12	25.201	2:09.751
26	14.447	2:24.841	26	18.242	2:10.848	12	20.242	2:09.032	26	24.435	2:09.822	26	27.839	2:10.474
12	14.771	2:25.165	12	18.424	2:10.706	26	21.544	2:10.516	15	25.251	2:10.205	15	28.286	2:10.105
15	16.321	2:26.715	15	19.707	2:10.439	15	21.977	2:09.484	30	51.918	2:48.828	30	53.855	2:09.007

Weather/Track: Bright / Dry

Spa-Francorchamps  
Circuit Length = 6.9760 km.  
Start: 14:19 End: 15:00

**2006 World Series by Renault  
LAP CHART - RACE 2**

(contd.)

Lap 6			Lap 7			Lap 8			Lap 9			Lap 10		
No	Behind	Laptime	No	Behind	Laptime	No	Behind	Laptime	No	Behind	Laptime	No	Behind	Laptime
25		2:06.936	25		2:06.861	25		2:07.181	25		2:35.516	25		4:01.714
27	0.957	2:07.059	27	1.045	2:06.949	3	2.583	2:06.740	3	0.472	2:33.405	3	0.414	4:01.656
3	2.530	2:06.730	3	3.024	2:07.355	22	6.115	2:07.668	22	1.496	2:30.897	22	2.391	4:02.609
22	5.001	2:07.522	22	5.628	2:07.488	16	6.406	2:07.385	16	3.066	2:32.176	16	4.287	4:02.935
16	5.453	2:07.143	16	6.202	2:07.610	21	11.257	2:07.873	21	5.640	2:29.899	21	5.401	4:01.475
21	9.671	2:08.288	21	10.565	2:07.755	23	11.911	2:07.666	23	6.829	2:30.434	23	8.237	4:03.122
23	10.171	2:08.444	23	11.426	2:08.116	10	12.823	2:08.069	10	8.724	2:31.417	10	9.114	4:02.104
10	10.897	2:08.043	10	11.935	2:07.899	7	13.358	2:07.853	7	9.376	2:31.534	7	9.962	4:02.300
7	11.751	2:08.168	7	12.686	2:07.796	31	14.392	2:07.963	31	11.073	2:32.197	31	11.150	4:01.791
31	12.401	2:08.222	31	13.610	2:08.070	11	15.085	2:08.171	11	11.432	2:31.863	11	11.725	4:02.007
11	12.851	2:07.512	11	14.095	2:08.105	4	18.323	2:08.372	4	12.015	2:29.208	4	12.739	4:02.438
4	16.227	2:08.442	4	17.132	2:07.766	5	19.929	2:08.781	5	13.651	2:29.238	5	14.399	4:02.462
5	16.952	2:08.088	5	18.329	2:08.238	1	21.411	2:09.518	1	15.898	2:30.003	1	16.262	4:02.078
1	17.888	2:08.353	1	19.074	2:08.047	18	21.823	2:09.265	18	16.516	2:30.209	18	16.992	4:02.190
18	18.472	2:08.440	18	19.739	2:08.128	14	22.491	2:08.640	14	18.147	2:31.172	14	18.623	4:02.190
14	19.644	2:08.906	14	21.032	2:08.249	24	23.589	2:08.943	24	19.328	2:31.255	24	19.507	4:01.893
24	20.291	2:08.919	24	21.827	2:08.397	32	24.690	2:08.760	32	21.285	2:32.111	32	20.489	4:00.918
32	21.308	2:08.786	32	23.111	2:08.664	20	27.793	2:09.899	20	21.978	2:29.701	20	22.526	4:02.262
29	22.150	2:08.771	20	25.075	2:09.250	29	31.906	2:11.293	29	25.442	2:29.052	29	25.221	4:01.493
20	22.686	2:08.062	29	27.794	2:12.505	9	32.333	2:11.256	9	25.848	2:29.031	9	25.710	4:01.576
9	24.989	2:08.697	9	28.258	2:10.130	12	32.777	2:10.571	12	26.924	2:29.663	12	27.115	4:01.905
19	26.483	2:10.640	12	29.387	2:09.197	19	33.637	2:10.062	19	28.779	2:30.658	19	32.462	4:05.397
12	27.051	2:08.786	19	30.756	2:11.134	15	37.180	2:10.242	15	30.359	2:28.695	15	33.187	4:04.542
26	30.898	2:09.995	15	34.119	2:09.777	26	40.253	2:12.234	26	35.315	2:30.578	26	34.257	4:00.656
15	31.203	2:09.853	26	35.200	2:11.163	30	1:01.575	2:14.692	30	47.592	2:21.533	30	37.898	3:52.020
30	53.890	2:06.971	30	54.064	2:07.035									

Weather/Track: Bright / Dry

Spa-Francorchamps  
Circuit Length = 6.9760 km.  
Start: 14:19 End: 15:00

## 2006 World Series by Renault LAP CHART - RACE 2

(contd.)

Lap 11			Lap 12			Lap 13			Lap 14			Lap 15		
No	Behind	Laptime	No	Behind	Laptime	No	Behind	Laptime	No	Behind	Laptime	No	Behind	Laptime
25		3:44.322	25		3:37.048	25		3:56.089	25		2:07.647	25		2:07.344
3	0.485	3:44.393	3	0.673	3:37.236	3	0.652	3:56.068	3	1.068	2:08.063	3	0.802	2:07.078
22	1.770	3:43.701	22	1.796	3:37.074	22	1.193	3:55.486	22	2.381	2:08.835	22	2.854	2:07.817
16	2.557	3:42.592	16	2.867	3:37.358	16	1.565	3:54.787	16	2.929	2:09.011	16	3.196	2:07.611
21	4.476	3:43.397	21	3.723	3:36.295	21	2.851	3:55.217	21	5.216	2:10.012	21	6.038	2:08.166
23	5.653	3:41.738	23	4.909	3:36.304	10	4.890	3:55.068	10	5.975	2:08.732	10	6.589	2:07.958
10	6.138	3:41.346	10	5.911	3:36.821	31	5.441	3:54.175	7	6.744	2:08.765	7	7.164	2:07.764
7	7.113	3:41.473	7	6.516	3:36.451	7	5.626	3:55.199	11	7.318	2:09.033	11	7.805	2:07.831
31	8.246	3:41.418	31	7.355	3:36.157	11	5.932	3:53.977	31	8.325	2:10.531	31	8.780	2:07.799
11	8.785	3:41.382	11	8.044	3:36.307	4	6.573	3:53.715	5	9.422	2:10.075	5	11.008	2:08.930
4	10.570	3:42.153	4	8.947	3:35.425	5	6.994	3:53.566	4	10.100	2:11.174	4	11.738	2:08.982
5	11.900	3:41.823	5	9.517	3:34.665	1	8.208	3:53.659	1	10.581	2:10.020	1	12.260	2:09.023
1	13.020	3:41.080	1	10.638	3:34.666	18	8.464	3:53.205	18	11.146	2:10.329	18	12.623	2:08.821
18	15.500	3:42.830	18	11.348	3:32.896	14	9.302	3:53.744	14	11.691	2:10.036	14	13.140	2:08.793
14	16.194	3:41.893	14	11.647	3:32.501	24	10.012	3:53.281	24	12.409	2:10.044	24	13.558	2:08.493
24	19.093	3:43.908	24	12.820	3:30.775	32	10.565	3:53.241	32	13.031	2:10.113	32	14.299	2:08.612
32	20.250	3:44.083	32	13.413	3:30.211	20	11.294	3:53.011	20	13.434	2:09.787	20	14.817	2:08.727
20	21.918	3:43.714	20	14.372	3:29.502	29	11.899	3:51.351	29	14.504	2:10.252	29	15.805	2:08.645
29	24.713	3:43.814	29	16.637	3:28.972	9	12.341	3:51.163	9	15.145	2:10.451	9	16.484	2:08.683
9	25.259	3:43.871	9	17.267	3:29.056	19	12.776	3:50.065	19	16.073	2:10.944	19	18.232	2:09.503
12	26.652	3:43.859	12	18.094	3:28.490	15	13.335	3:48.500	15	16.826	2:11.138	15	18.886	2:09.404
19	27.278	3:39.138	19	18.800	3:28.570	12	13.568	3:51.563	12	17.433	2:11.512	12	19.419	2:09.330
15	28.892	3:40.027	15	20.924	3:29.080	26	14.734	3:49.051	26	19.611	2:12.524	26	21.257	2:08.990
26	29.952	3:40.017	26	21.772	3:28.868	30	15.909	3:48.495	30	20.765	2:12.503	30	21.973	2:08.552
30	31.129	3:37.553	30	23.503	3:29.422	23	21.845	4:13.025	23	31.114	2:16.916	23	30.217	2:06.447

Weather/Track: Bright / Dry

Spa-Francorchamps  
Circuit Length = 6.9760 km.  
Start: 14:19 End: 15:00

**2006 World Series by Renault  
LAP CHART - RACE 2**

(contd.)

Lap 16			Lap 17			Lap 18			Lap 19			Lap 20		
No	Behind	Laptime	No	Behind	Laptime	No	Behind	Laptime	No	Behind	Laptime	No	Behind	Laptime
25		2:06.857												
3	1.068	2:07.123												
22	3.380	2:07.383												
16	3.853	2:07.514												
21	7.250	2:08.069												
10	7.968	2:08.236												
7	8.419	2:08.112												
11	9.098	2:08.150												
31	10.062	2:08.139												
5	13.562	2:09.411												
4	14.419	2:09.538												
1	15.580	2:10.177												
18	15.735	2:09.969												
14	15.922	2:09.639												
32	17.442	2:10.000												
20	18.252	2:10.292												
29	18.832	2:09.884												
9	19.614	2:09.987												
24	21.242	2:14.541												
19	22.465	2:11.090												
12	23.434	2:10.872												
15	23.792	2:11.763												
30	25.688	2:10.572												
26	26.630	2:12.230												
23	30.339	2:06.979												

Weather/Track: Bright / Dry

Spa-Francorchamps  
Circuit Length = 6.9760 km.  
Start: 14:19 End: 15:00